



US00D526103S

(12) **United States Design Patent**  
**Sangteerasintop**

(10) **Patent No.:** **US D526,103 S**

(45) **Date of Patent:** **\*\* Aug. 1, 2006**

(54) **ROUND PEDAL BIN**  
(75) Inventor: **Suchai Sangteerasintop**, Bangkok (TH)  
(73) Assignee: **Sang AH (Thai) Co., Ltd.** (TH)  
(\*\*) Term: **14 Years**

D241,499 S \* 9/1976 Raftery ..... D34/9  
D486,284 S \* 2/2004 Brand ..... D34/9  
D488,605 S \* 4/2004 Chen ..... D34/9  
D489,855 S \* 5/2004 Tseng ..... D34/9  
D489,856 S \* 5/2004 Yang et al. .... D34/9  
D509,037 S \* 8/2005 Lin ..... D34/9  
D510,649 S \* 10/2005 Daams ..... D34/9

\* cited by examiner

*Primary Examiner*—Cynthia E. Ramirez  
(74) *Attorney, Agent, or Firm*—Kusner & Jaffe

(21) Appl. No.: **29/219,207**  
(22) Filed: **Dec. 14, 2004**  
(30) **Foreign Application Priority Data**

Aug. 10, 2004 (TH) ..... 092936  
(51) **LOC (8) Cl.** ..... **09-09**  
(52) **U.S. Cl.** ..... **D34/9**  
(58) **Field of Classification Search** ..... D34/1,  
D34/5, 6, 7, 8, 9, 10, 11; 220/908–913, 262–264  
See application file for complete search history.

(57) **CLAIM**

The ornamental design for the round pedal bin, as shown as described.


**DESCRIPTION**

FIG. 1 is a perspective view of a round pedal bin, showing my new design;  
FIG. 2 is a front view thereof;  
FIG. 3 is a top plan view thereof;  
FIG. 4 is a right side, elevational view thereof, the left side being a mirror image thereof;  
FIG. 5 is a bottom view thereof; and,  
FIG. 6 is a back view thereof.

(56) **References Cited**  
U.S. PATENT DOCUMENTS

1,265,148 A \* 5/1918 Warren ..... 220/502  
1,966,323 A \* 7/1934 Von Elm ..... 220/263  
2,246,975 A \* 6/1941 Geibel ..... 220/23.87  
2,475,125 A \* 7/1949 Brownell ..... 220/263  
2,635,792 A \* 4/1953 Amand et al. .... 222/547

**1 Claim, 2 Drawing Sheets**






FIG. 1




FIG. 2




FIG. 3




FIG. 4




FIG. 6




FIG. 5