



US00D526090S

(12) **United States Design Patent**
Bartschi et al.

(10) **Patent No.:** **US D526,090 S**

(45) **Date of Patent:** **** Aug. 1, 2006**

(54) **SET OF RAZOR HANDLE BUTTONS**

(75) Inventors: **Armin Bartschi**, Triengen (CH); **David Dombrowski**, Madison, CT (US)

(73) Assignee: **Eveready Battery Company, Inc.**, St. Louis, MO (US)

(**) Term: **14 Years**

(21) Appl. No.: **29/226,991**

(22) Filed: **Apr. 4, 2005**

(51) **LOC (8) Cl.** **28-03**

(52) **U.S. Cl.** **D28/47**

(58) **Field of Classification Search** D28/44,
D28/44.1, 45-54; 30/32, 34.05, 34.2, 34.1,
30/40-41, 41.5-41.8, 44-51, 57, 526, 527,
30/530-533, 546.5

See application file for complete search history.

(56) **References Cited**

U.S. PATENT DOCUMENTS

D417,034 S	*	11/1999	Shurtleff	D28/48
D429,034 S	*	8/2000	Shurtleff	D28/48
D437,661 S	*	2/2001	Pinchuk	D28/48
2005/0039337 A1	*	2/2005	Pennell et al.	30/346.5

2005/0172493 A1 * 8/2005 Fischer et al. 30/45

* cited by examiner

Primary Examiner—Jennifer Rivard

(74) *Attorney, Agent, or Firm*—Michaud-Duffy Group LLP

(57) **CLAIM**

We claim the ornamental design for the set of razor handle buttons, as shown and described.

DESCRIPTION

FIG. 1 is a perspective view of a razor handle showing the set of razor handle buttons.

FIG. 2 is a front view of the razor handle showing the set of razor handle buttons.

FIG. 3 is a left hand side view of the razor handle showing the set of razor handle buttons, the right hand side view is a mirror image thereof.

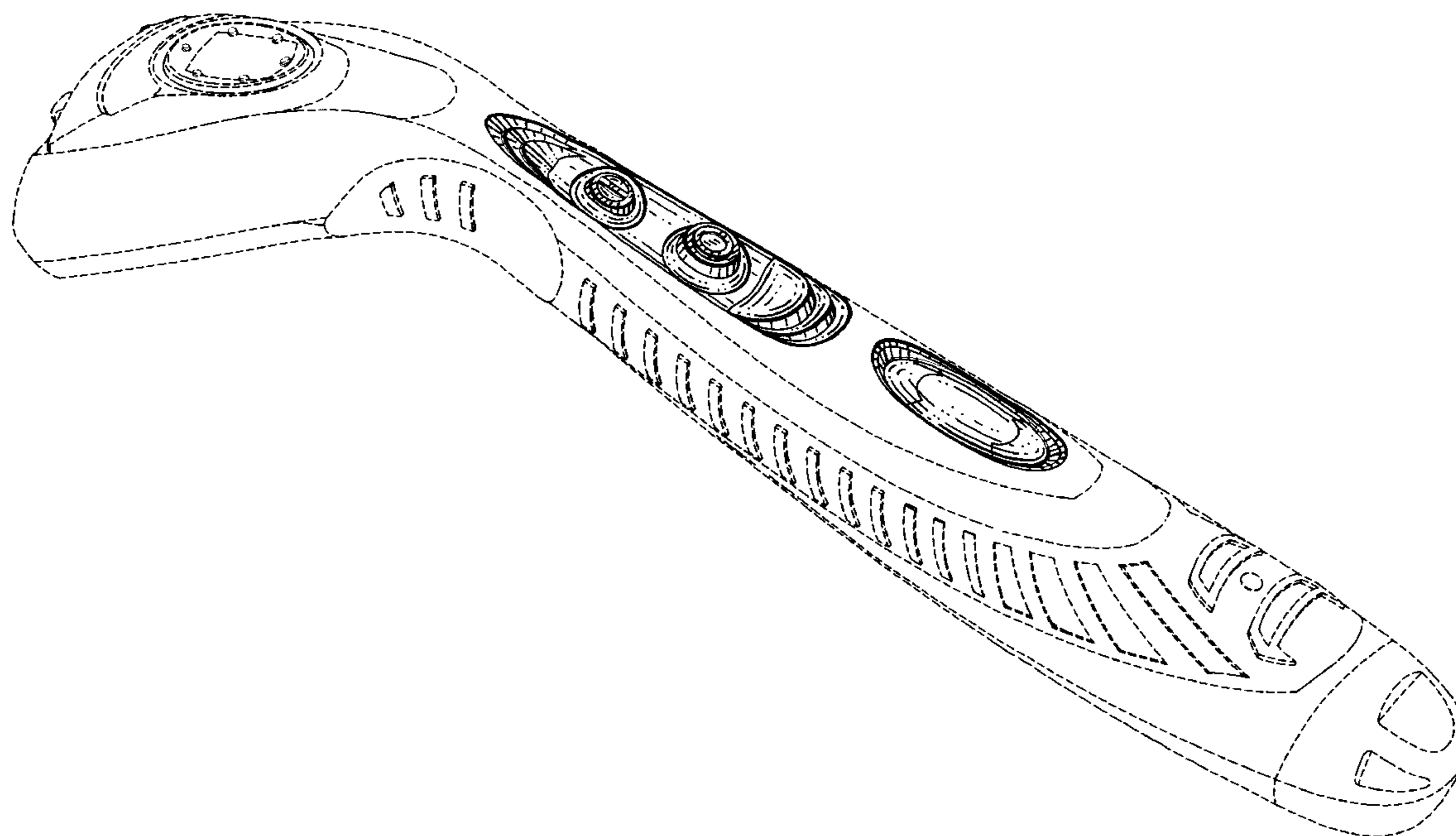
FIG. 4 is a bottom view of the razor handle showing the set of razor handle buttons; and,

FIG. 5 is a top view of the razor handle showing the set of razor handle buttons.

The broken lines are shown for illustrative purposes only and form no part of the claimed design.

The broken lines shown in the accompanying drawings show environmental structure and are for illustrative purposes only and form no part of the claimed design.

1 Claim, 4 Drawing Sheets



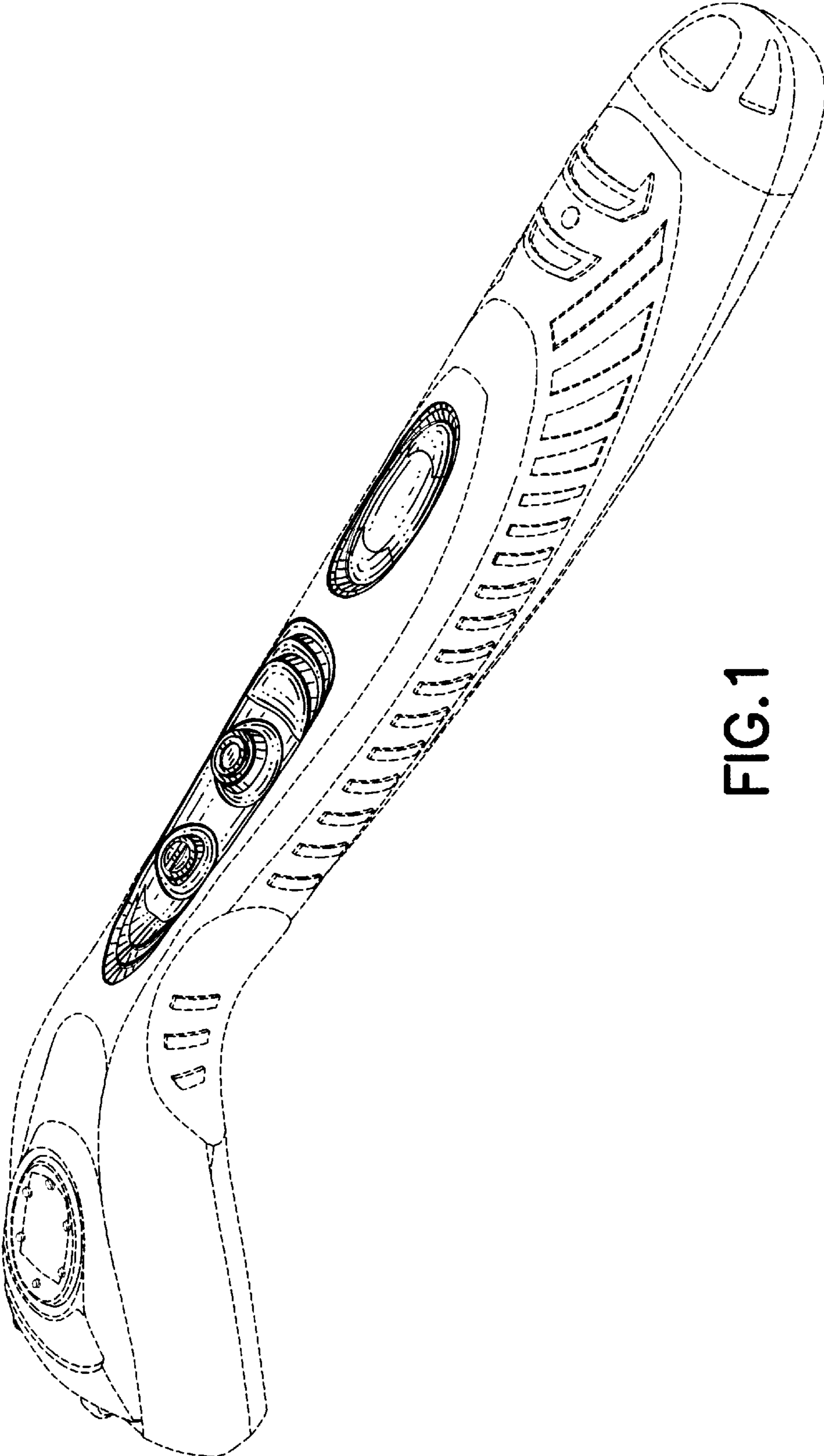


FIG.1

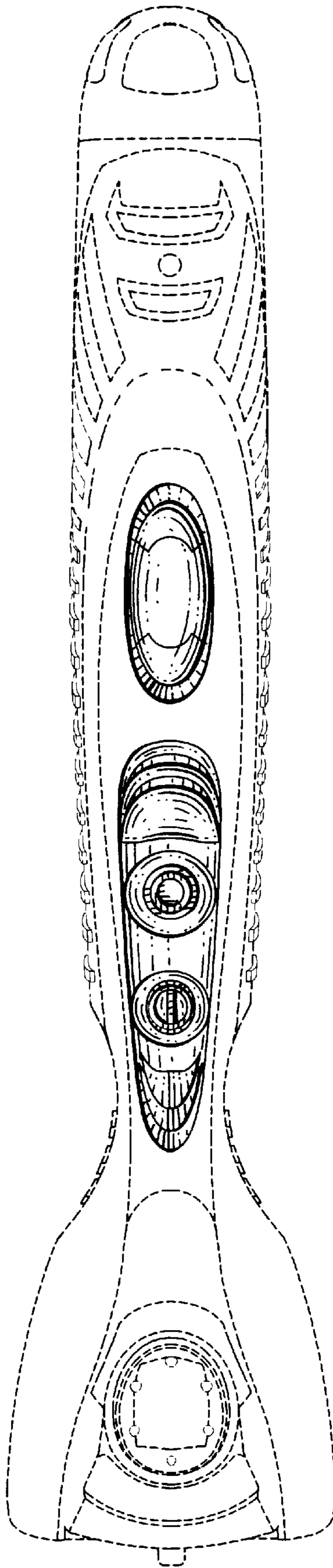


FIG.2

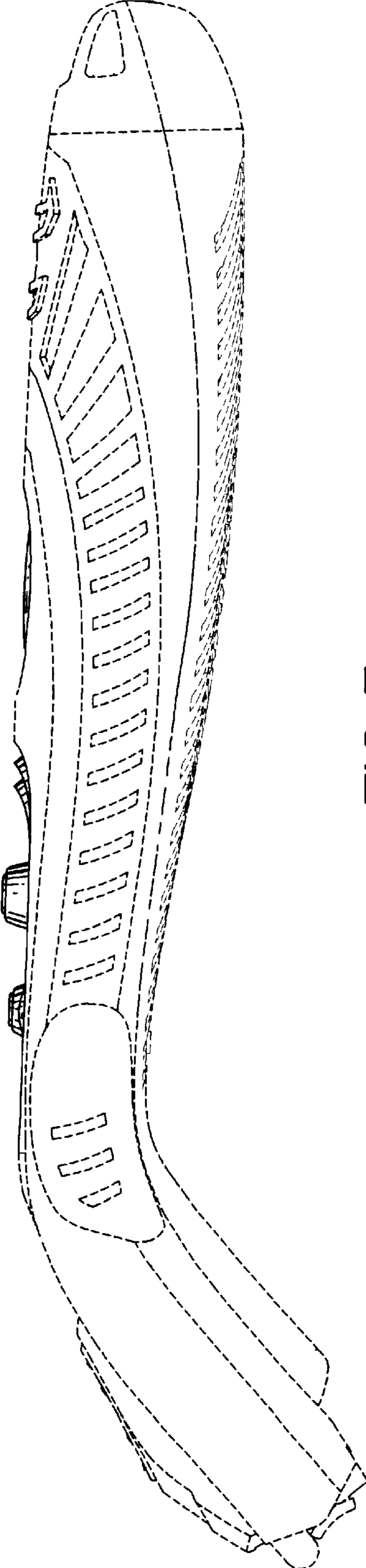


FIG. 3




FIG. 4

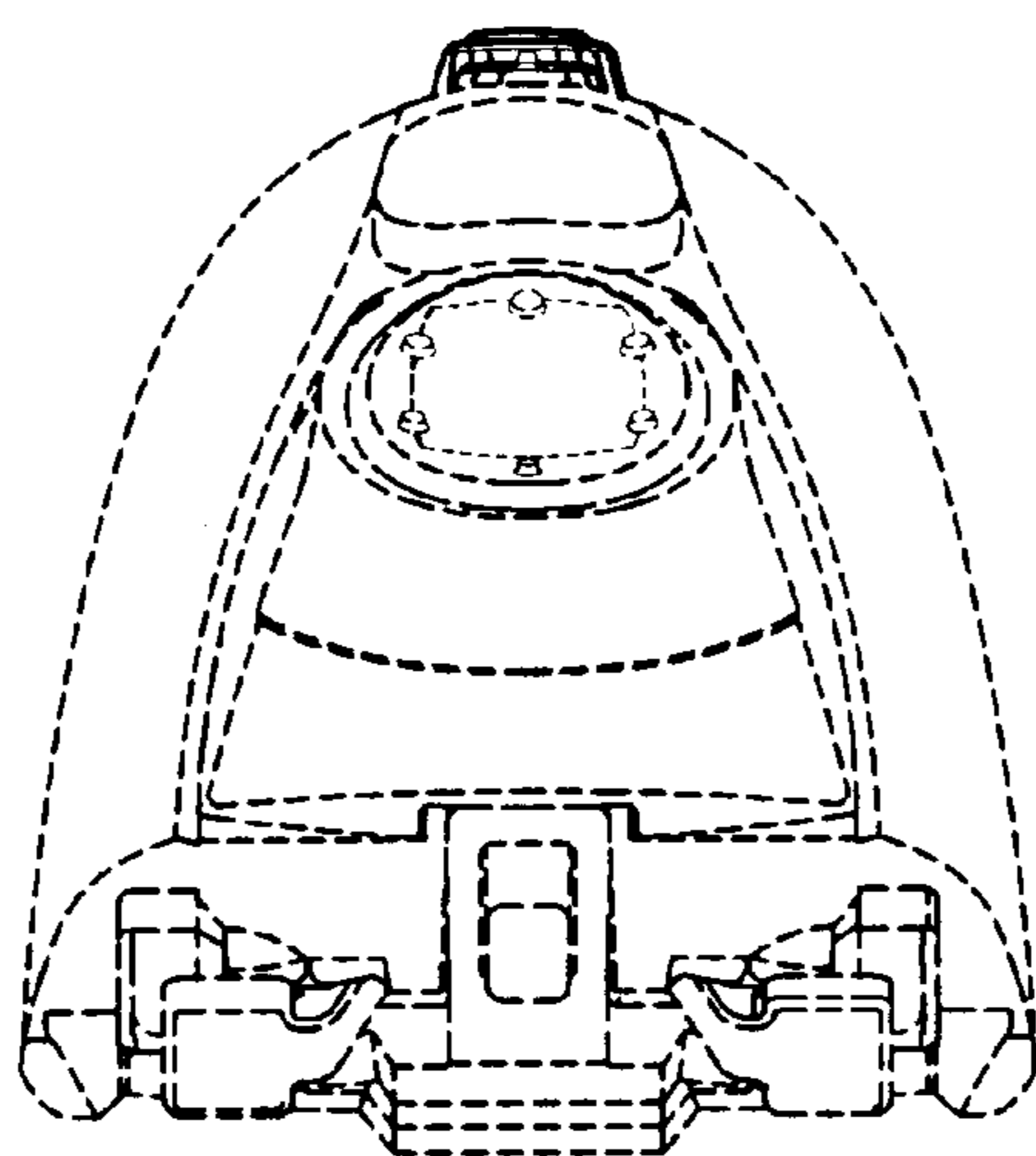


FIG. 5