



US00D526085S

(12) **United States Design Patent**
Yando et al.

(10) **Patent No.:** **US D526,085 S**

(45) **Date of Patent:** **** Aug. 1, 2006**

(54) **LIGHT FIXTURE COMPONENT**

(75) Inventors: **Roslyn Yando**, Brainardsville, NY (US); **Andrew Schonbek**, Plattsburgh, NY (US)

(73) Assignee: **Schonbek Worldwide Lighting, Inc.**, Plattsburgh, NY (US)

(**) Term: **14 Years**

(21) Appl. No.: **29/197,425**

(22) Filed: **Jan. 15, 2004**

(51) **LOC (8) Cl.** **26-99**

(52) **U.S. Cl.** **D26/155; D26/152**

(58) **Field of Classification Search** D26/72, D26/80-92, 138, 141-144, 152, 153, 154, D26/149, 156; 362/404-408, 147, 806

See application file for complete search history.

(56) **References Cited**

U.S. PATENT DOCUMENTS

D15,408 S	*	9/1884	Hull	D26/141
D15,640 S	*	12/1884	Parker et al.	D26/141
D66,118 S	*	12/1924	Goddard	D26/145
D373,441 S	*	9/1996	Lucas	D26/156
D453,393 S	*	2/2002	Johnson et al.	D26/155
D453,853 S	*	2/2002	Johnson et al.	D26/155
D456,558 S	*	4/2002	De'Armond	D26/155

OTHER PUBLICATIONS

Lucas: Lampada da soffitto; Banci Firenze s.r.l., Italy, 1 page (date unknown).

Crystal lighting fixture, p. 220, Florida Design Vo. 9, No. 1 (date unknown).

* cited by examiner

Primary Examiner—Clare E Heflin

(74) *Attorney, Agent, or Firm*—Heslin Rothenberg Farley & Mesiti P.C.

(57) **CLAIM**

The ornamental design for a light fixture component, as shown and described.

DESCRIPTION

This application is related to commonly assigned, concurrently filed U.S. design patent applications Ser. No. 29/197,423, Ser. No. 29/197,426, Ser. No. 29/197,427 and Ser. No. 29/197,424.

FIG. 1 is a perspective view of the light fixture component of the present design;

FIG. 2 is a front elevation view thereof;

FIG. 3 is a side elevation view thereof;

FIG. 4 is an opposite side elevation view thereof;



FIG. 5 is a top plan view thereof;

FIG. 6 is a bottom plan view thereof; and,

FIG. 7 is a perspective view of a light fixture including the component of the present invention.

The broken lines shown are for illustrative purposes only and form no part of the claimed design.

1 Claim, 2 Drawing Sheets



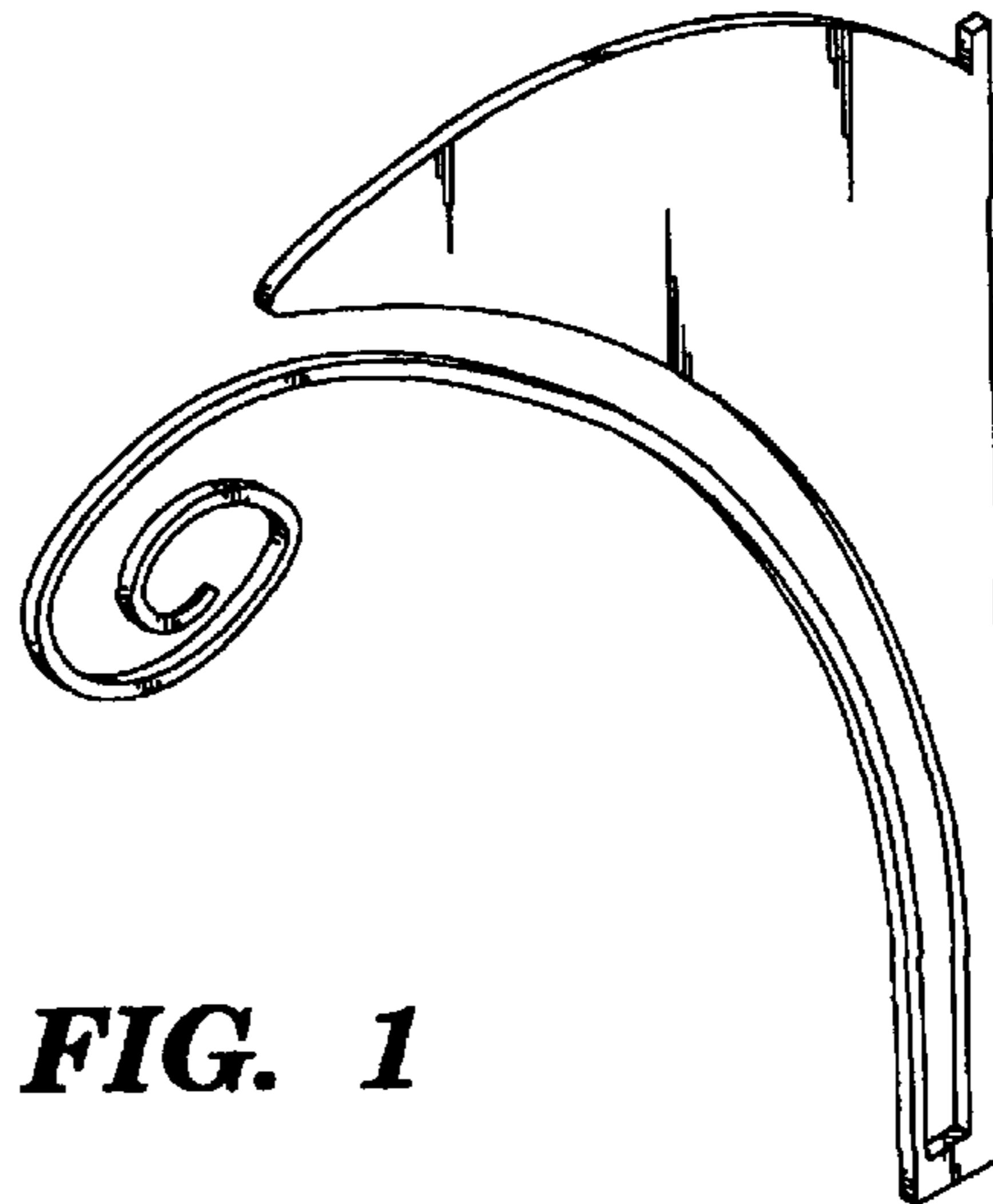


FIG. 1




FIG. 5



FIG. 4




FIG. 2



FIG. 3

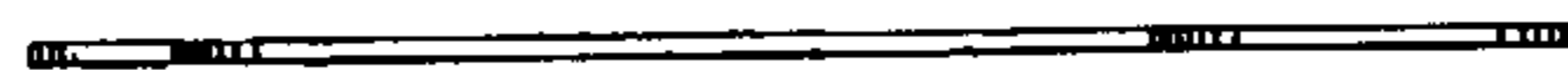


FIG. 6




FIG. 7