

US00D526081S

(12) **United States Design Patent**
Wen

(10) **Patent No.:** **US D526,081 S**

(45) **Date of Patent:** **** Aug. 1, 2006**

(54) **EIGHT-SQUARE SHAPED ORNAMENTAL LAMP**

(76) Inventor: **Xiuju Wen**, Yang Ji Tool Ltd., No. 417, Tian Mu Shan Road, Zhangzhou 310023, Zhe Jiang Province (CN)

(**) Term: **14 Years**

(21) Appl. No.: **29/232,078**

(22) Filed: **Jun. 14, 2005**

(30) **Foreign Application Priority Data**

Feb. 7, 2005 (CN) 2005301036604

(51) **LOC (8) Cl.** **26-05**

(52) **U.S. Cl.** **D26/67**

(58) **Field of Classification Search** D26/67-71, D26/128; 362/152, 183, 431, 410-415
See application file for complete search history.

(56) **References Cited**

U.S. PATENT DOCUMENTS

D129,831 S * 10/1941 Davidson D26/67

D190,518 S * 6/1961 Shoemaker D26/67
D478,684 S * 8/2003 DiPasquale et al. D26/72
D500,157 S * 12/2004 Chen D26/67

* cited by examiner

Primary Examiner—Clare E Heflin

(74) *Attorney, Agent, or Firm*—David W. Carstens; Carstens & Cahoon, LLP



(57) **CLAIM**

The ornamental design for eight-square shaped ornamental lamp, as shown and described.

DESCRIPTION

FIG. 1 is a front view of eight-square shaped ornamental lamp showing my new design;
FIG. 2 is a rear view thereof;
FIG. 3 is a left side view thereof;
FIG. 4 is a right side view thereof; and,
FIG. 5 is a perspective.

1 Claim, 3 Drawing Sheets






FIG 1




FIG 2




FIG. 3




FIG. 4




FIG. 5