

US00D526078S

(12) **United States Design Patent**
Holmes

(10) **Patent No.:** **US D526,078 S**

(45) **Date of Patent:** **** Aug. 1, 2006**

(54) **CEILING FAN LIGHT KIT**

(75) **Inventor:** **Christine M. Holmes**, Cordova, TN (US)

(73) **Assignee:** **Hunter Fan Company**, Memphis, TN (US)

(**) **Term:** **14 Years**

(21) **Appl. No.:** **29/232,051**

(22) **Filed:** **Jun. 13, 2005**

(51) **LOC (8) Cl.** **26-05**

(52) **U.S. Cl.** **D26/59**

(58) **Field of Classification Search** D26/59,
D26/51, 72, 80-86; D23/411, 377, 379, 385;
416/5; 362/96

See application file for complete search history.

(56) **References Cited**

U.S. PATENT DOCUMENTS

D453,229 S	1/2002	Phillips	D23/411
D483,855 S	12/2003	Stauffer	D23/411
D499,478 S	* 12/2004	Thomas, Jr.	D26/59

OTHER PUBLICATIONS

Casablanca Fan Company 2002 Product Catalog (19th Century p. 22, Nouvelle p. 25, Aegean Classic p. 26, Concentra p. 36, Campana p. 37, Capistrano p. 41, Commodore Vanderbilt p. 58).

* cited by examiner

Primary Examiner—Lisa Lichtenstein

(74) *Attorney, Agent, or Firm*—Baker Donelson

(57) **CLAIM**

The ornamental design for a ceiling fan light kit, as shown and described.

DESCRIPTION

FIG. 1 is a perspective view of the ceiling fan light kit showing my new design.

FIG. 2 is a front view thereof.

FIG. 3 is a right side view thereof, the left side view being a mirror image thereof.

FIG. 4 is a rear view thereof.

FIG. 5 is a top view thereof; and,

FIG. 6 is bottom view thereof.

1 Claim, 3 Drawing Sheets




Fig. 1




Fig. 2




Fig.3




Fig.4




Fig.5

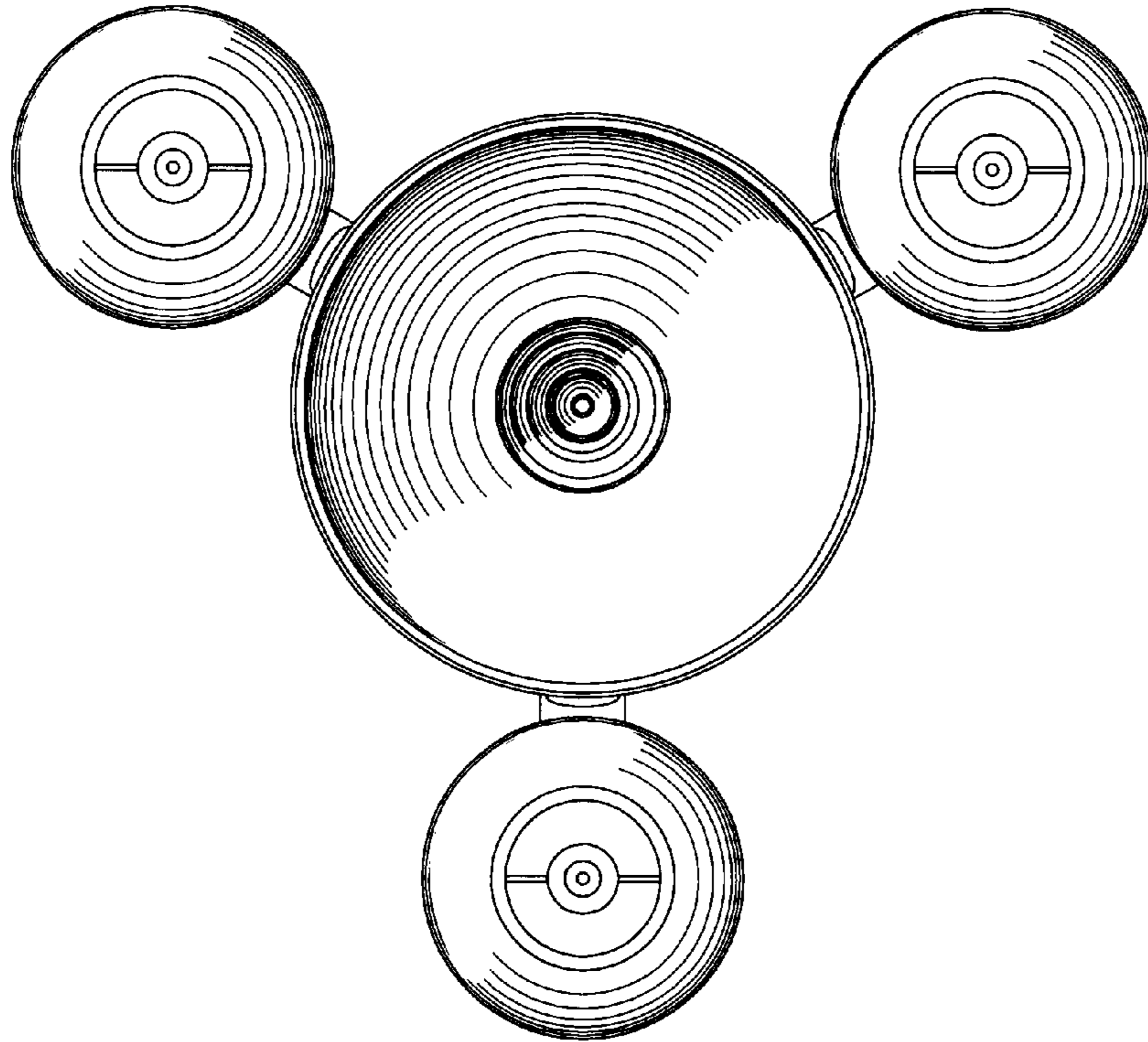


Fig.6

