

US00D526071S

(12) **United States Design Patent** (10) **Patent No.:** **US D526,071 S**
Tairadate (45) **Date of Patent:** **** Aug. 1, 2006**

(54) **REAR COMBINATION LAMP FOR AUTOMOBILE**

(75) Inventor: **Ryosuke Tairadate**, Aichi-ken (JP)

(73) Assignee: **Toyota Jidosha Kabushiki Kaisha**, Aichi-ken (JP)

(**) Term: **14 Years**

(21) Appl. No.: **29/227,888**

(22) Filed: **Apr. 18, 2005**

(51) **LOC (8) Cl.** **26-06**

(52) **U.S. Cl.** **D26/28**

(58) **Field of Classification Search** D26/28-36;
362/459-468, 475-478, 485-487
See application file for complete search history.

(56) **References Cited**

U.S. PATENT DOCUMENTS

D477,796 S	7/2003	Kitazumi	
D495,439 S	* 8/2004	Hara et al.	D26/28
D496,114 S	* 9/2004	Hsu	D26/28
D497,018 S	* 10/2004	Lin	D26/28
D498,859 S	* 11/2004	Kobayashi	D26/28

OTHER PUBLICATIONS

Toyota Catalogue, "Toyota Highlander," Jan. 2003, Mfg.: Toyota Motor Corporation.
Citroen Salon de Geneve 2004 Catalogue, CITROEN C5, Mar. 2004, Mfg.: Automobiles Citroen.

Toyota Catalog, Toyota "WISH," Jan. 2003, Mfg.: Toyota Jidosha Kabushiki Kaisha.

Brochure of CELSIOR, "CELSIOR," Aug. 2001, Mfg.: Toyota Jidosha Kabushiki Kaisha.

Toyota Vista, Brochure of KLUGER V, "KLUGER V," Mfg.: Toyota Jidosha Kabushiki Kaisha, prior to Apr. 18, 2005.

* cited by examiner

Primary Examiner—Marcus A. Jackson

(74) *Attorney, Agent, or Firm*—Finnegan, Henderson, Farabow, Garrett & Dunner, LLP


(57) **CLAIM**

The ornamental design for a rear combination lamp for automobile, as shown and described.

DESCRIPTION

FIG. 1 is a perspective view of a rear combination lamp for automobile of my new design;
FIG. 2 is a front view thereof;
FIG. 3 is a rear view thereof;
FIG. 4 is a top view thereof;
FIG. 5 is a bottom view thereof;
FIG. 6 is a left-side view thereof; and,
FIG. 7 is a right-side view thereof.
My design includes the mirror image of the embodiment depicted.

1 Claim, 4 Drawing Sheets






FIG. 1




FIG. 2




FIG. 3




FIG. 4




FIG. 5




FIG. 6




FIG. 7