



US00D526061S

(12) **United States Design Patent**  
**Nam**

(10) **Patent No.:** **US D526,061 S**

(45) **Date of Patent:** **\*\* Aug. 1, 2006**

(54) **ACUPUNCTURE NEEDLE**

(76) **Inventor:** **Daniel Nam**, 15069 Heather La., Lake Elsinore, CA (US) 92530

(\*\*) **Term:** **14 Years**

(21) **Appl. No.:** **29/226,180**

(22) **Filed:** **Mar. 24, 2005**

(51) **LOC (8) Cl.** ..... **24-02**

(52) **U.S. Cl.** ..... **D24/146; D24/147**

(58) **Field of Classification Search** ..... D24/146,  
D24/147; 606/189, 204

See application file for complete search history.

(56) **References Cited**

**U.S. PATENT DOCUMENTS**

D241,276 S	*	8/1976	Cocker	.....	D24/147
4,508,119 A		4/1985	Tukamoto		
5,211,175 A		5/1993	Gleason		
D346,866 S		5/1994	Lotuaco		
5,465,593 A		11/1995	Takasu		
6,113,530 A		9/2000	Chien		

6,113,620 A		9/2000	Chung		
2003/0225431 A1	*	12/2003	Yoo	.....	606/189
2005/0027315 A1	*	2/2005	Plateroti	.....	606/204
2005/0070948 A1	*	3/2005	Kirsteins	.....	606/189
2005/0267507 A1	*	12/2005	Kao	.....	606/189

\* cited by examiner

*Primary Examiner*—Ian Simmons

*Assistant Examiner*—Christopher Lee

(74) *Attorney, Agent, or Firm*—Lawrence J. Gibney, Jr.

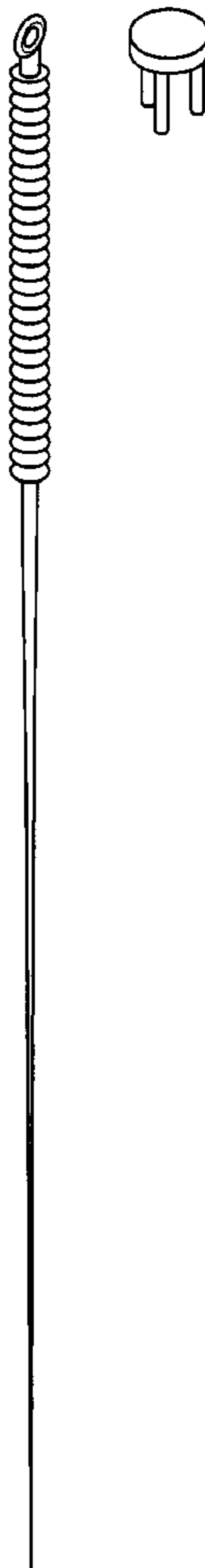
(57) **CLAIM**

The ornamental design for an acupuncture needle, as shown and described.

**DESCRIPTION**

FIG. 1 is a front view of the acupuncture needle with the handle shown removed for ease of illustration; FIG. 2 is a side view thereof; FIG. 3 is a top view thereof; FIG. 4 is a bottom view thereof; and, FIG. 5 is an isometric view.

**1 Claim, 3 Drawing Sheets**






FIG. 2




FIG. 1

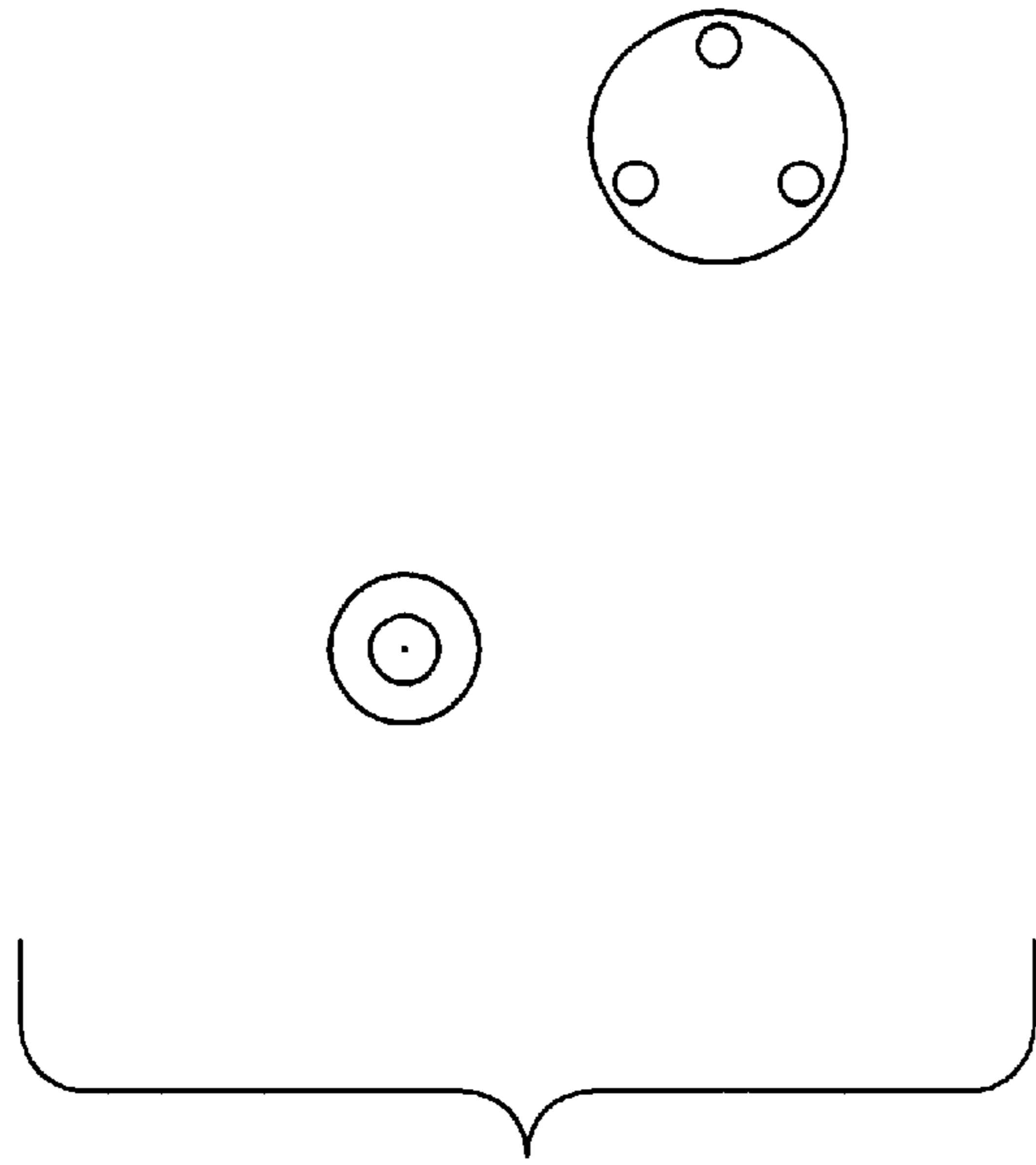


FIG.3

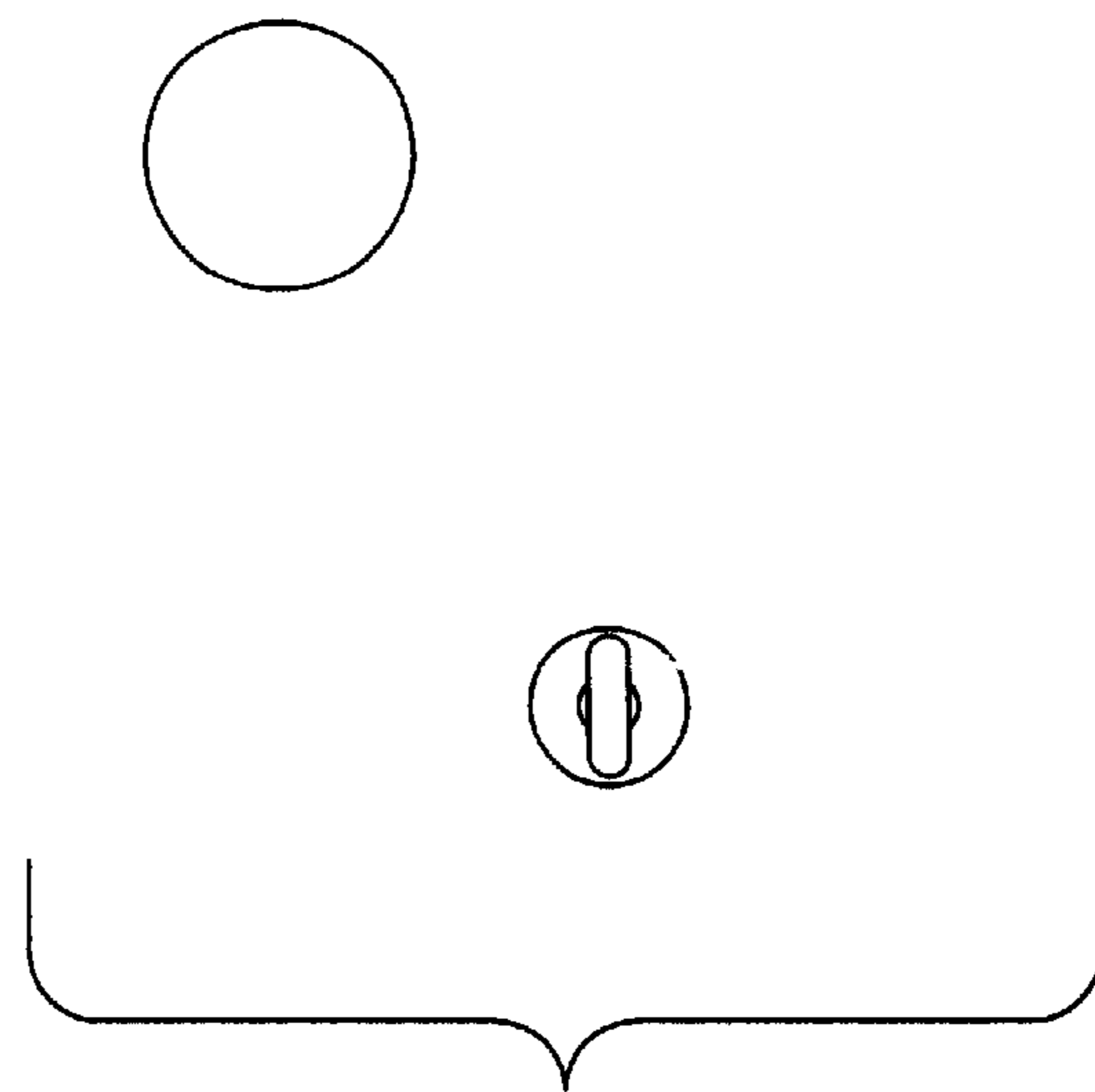


FIG.4

