

US00D526057S

(12) **United States Design Patent**  
**Sutopo**

(10) **Patent No.:** **US D526,057 S**

(45) **Date of Patent:** **\*\* Aug. 1, 2006**

(54) **LAVATORY PEDESTAL**

(75) Inventor: **Elise A. Sutopo**, Sheboygan, WI (US)

(73) Assignee: **Kohler Co.**, Kohler, WI (US)

(\*\*) Term: **14 Years**

(21) Appl. No.: **29/233,494**

(22) Filed: **Jul. 5, 2005**

**Related U.S. Application Data**

(62) Division of application No. 29/216,582, filed on Nov. 5, 2004, now Pat. No. Des. 509,887.

(51) **LOC (8) Cl.** ..... **23-02**

(52) **U.S. Cl.** ..... **D23/308**

(58) **Field of Classification Search** ..... D23/270-273,  
D23/284, 292, 293.1, 303, 308, 285-287,  
D23/291; 4/662, 619, 624, 638, 643, 661,  
4/663-666, 630

See application file for complete search history.

(56) **References Cited**

**U.S. PATENT DOCUMENTS**

D295,672 S 5/1988 Reid  
D387,419 S 12/1997 Laguera Garza  
D416,991 S 11/1999 Caplow

**OTHER PUBLICATIONS**

Planos, lavatory #7150 75 or 7150 60.  
Ideal-Standard, Michelangelo 65CM Semi-Countertop,  
Jan. 1984.

Alape, Die Farben.

*Primary Examiner*—Robert A. Delehanty

(74) *Attorney, Agent, or Firm*—Quarles & Brady LLP

(57) **CLAIM**

The ornamental design for a lavatory pedestal, as shown and described.

**DESCRIPTION**

In a preferred embodiment, the nature of this product is a plumbing fixture, such as a pedestal for a lavatory.

FIG. 1 is a top, right, front perspective view embodying my design;

FIG. 2 is a front elevational view thereof;

FIG. 3 is a right side elevational view thereof, the left side elevational view thereof being a mirror image of the right side shown;

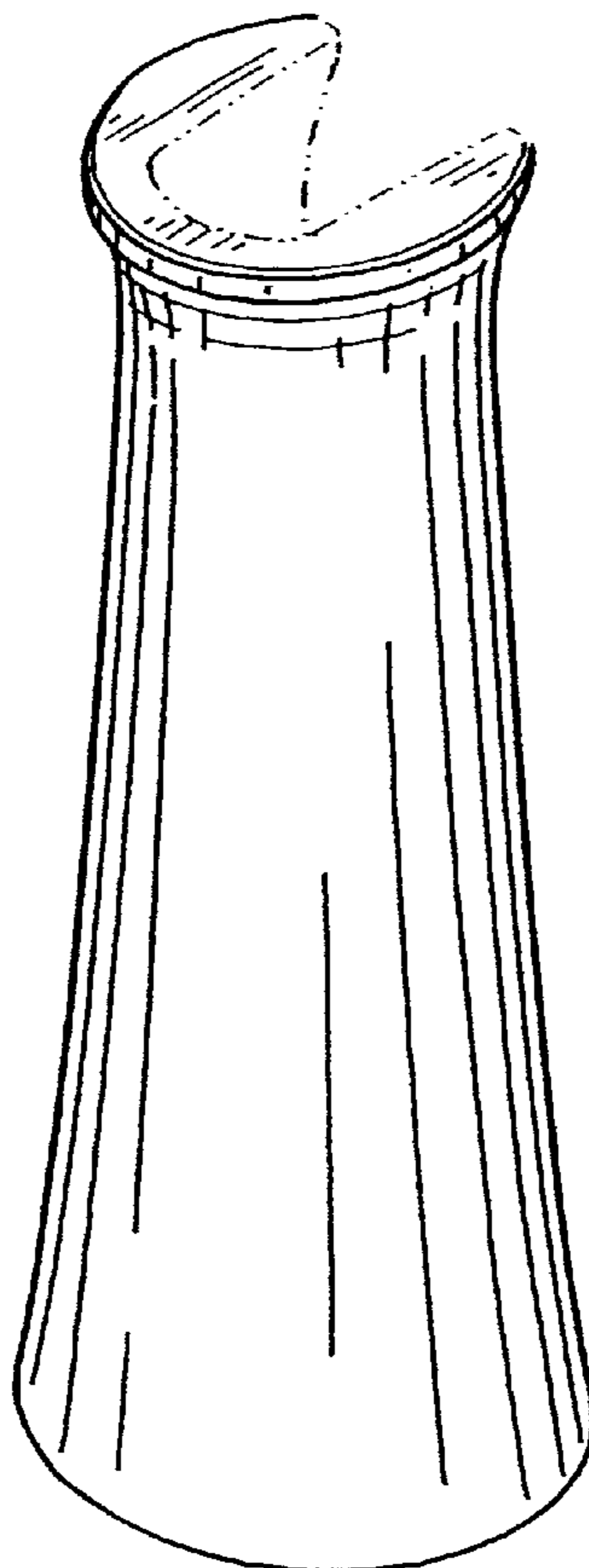
FIG. 4 is a top plan view thereof;

FIG. 5 is a rear elevational view thereof; and,

FIG. 6 is a bottom plan view thereof.

The broken line representations of rear and internal structure in FIGS. 1 and 3-6 are for the purpose of illustration only, and form no part of the claimed design.

**1 Claim, 2 Drawing Sheets**



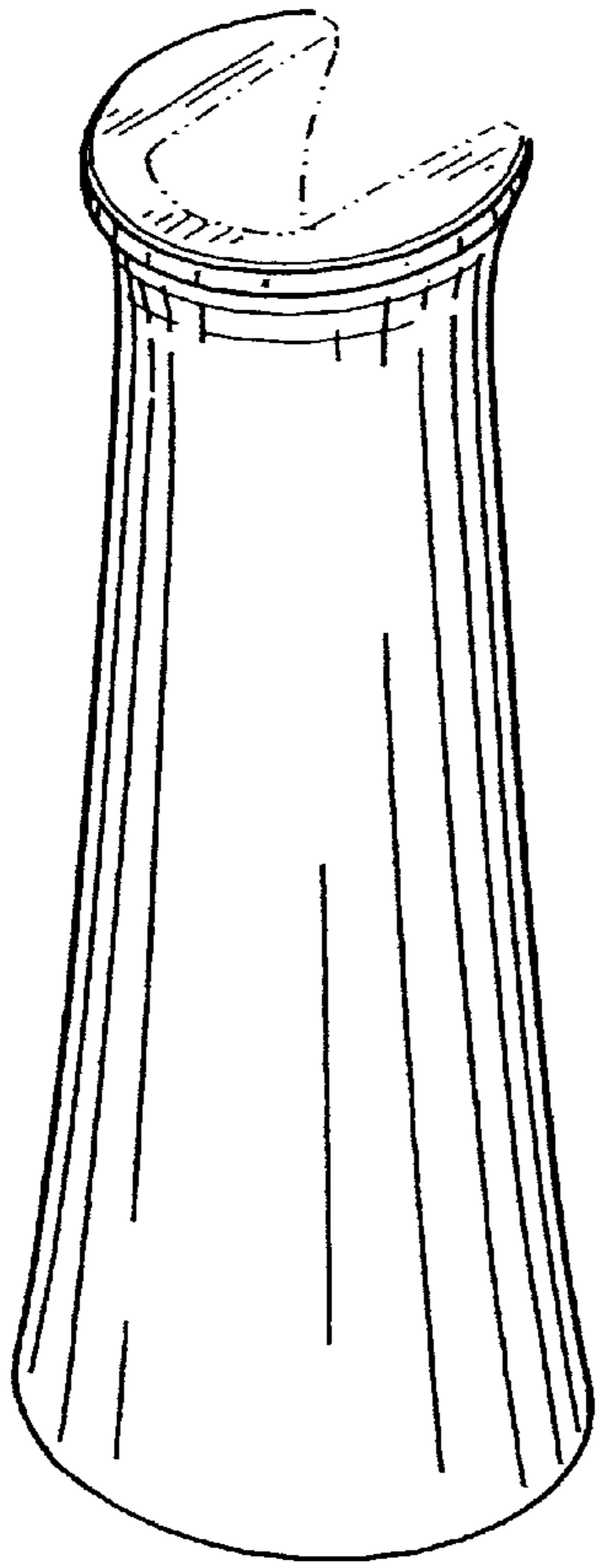


FIG. 1

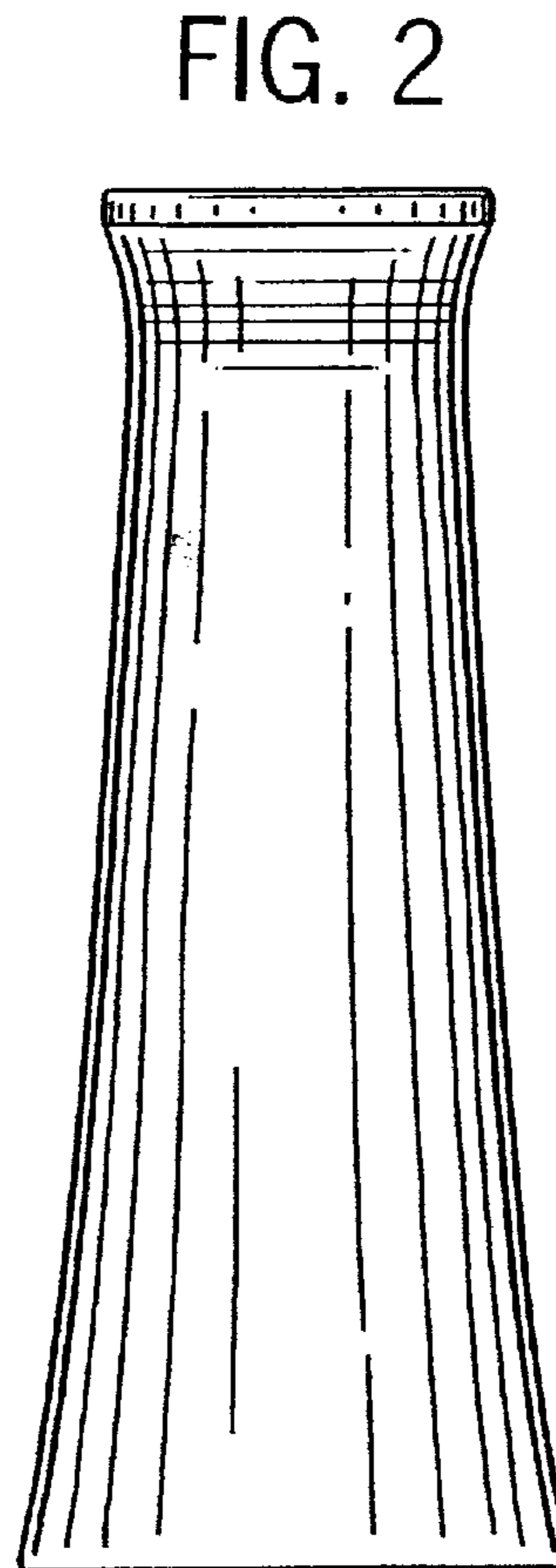


FIG. 2

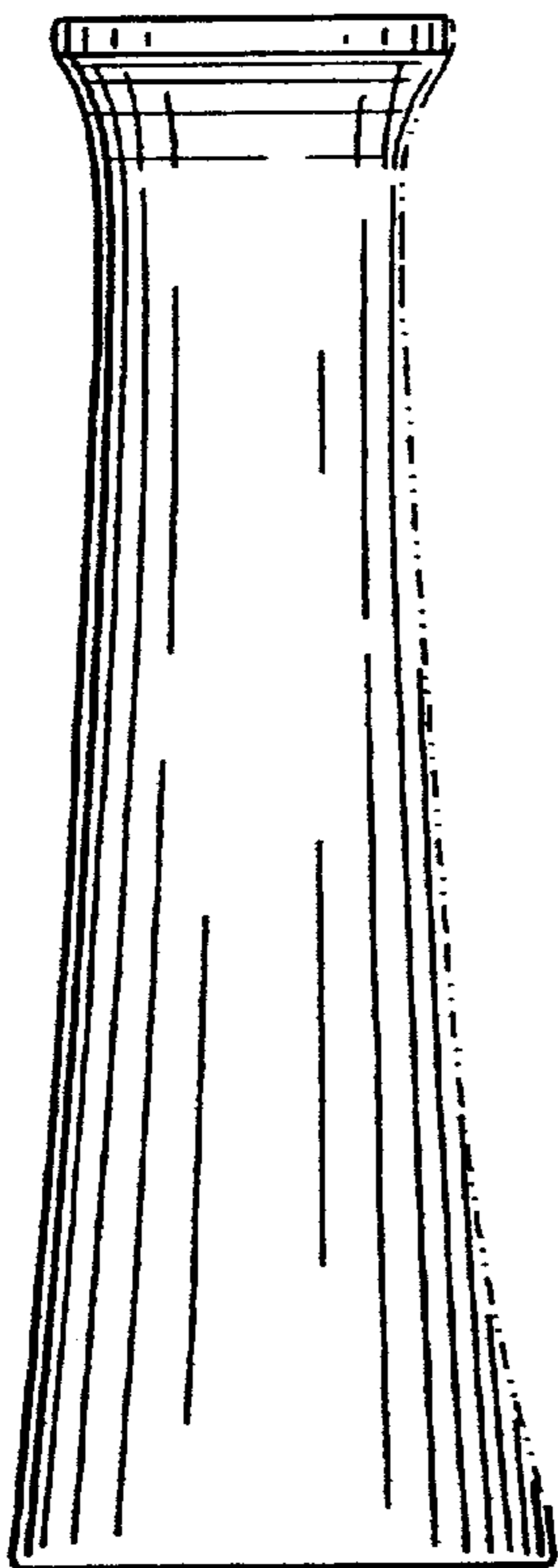


FIG. 3

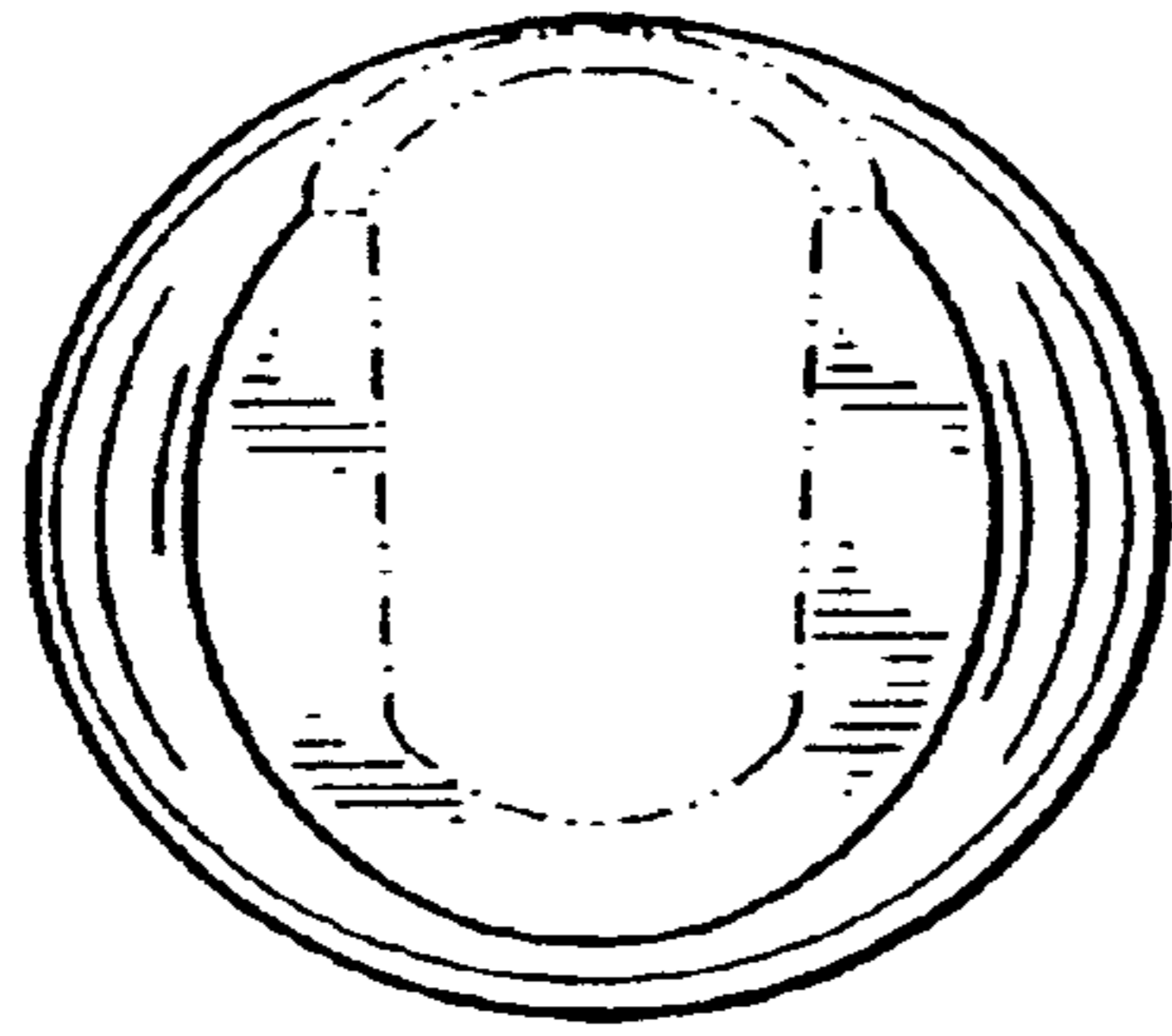


FIG. 4

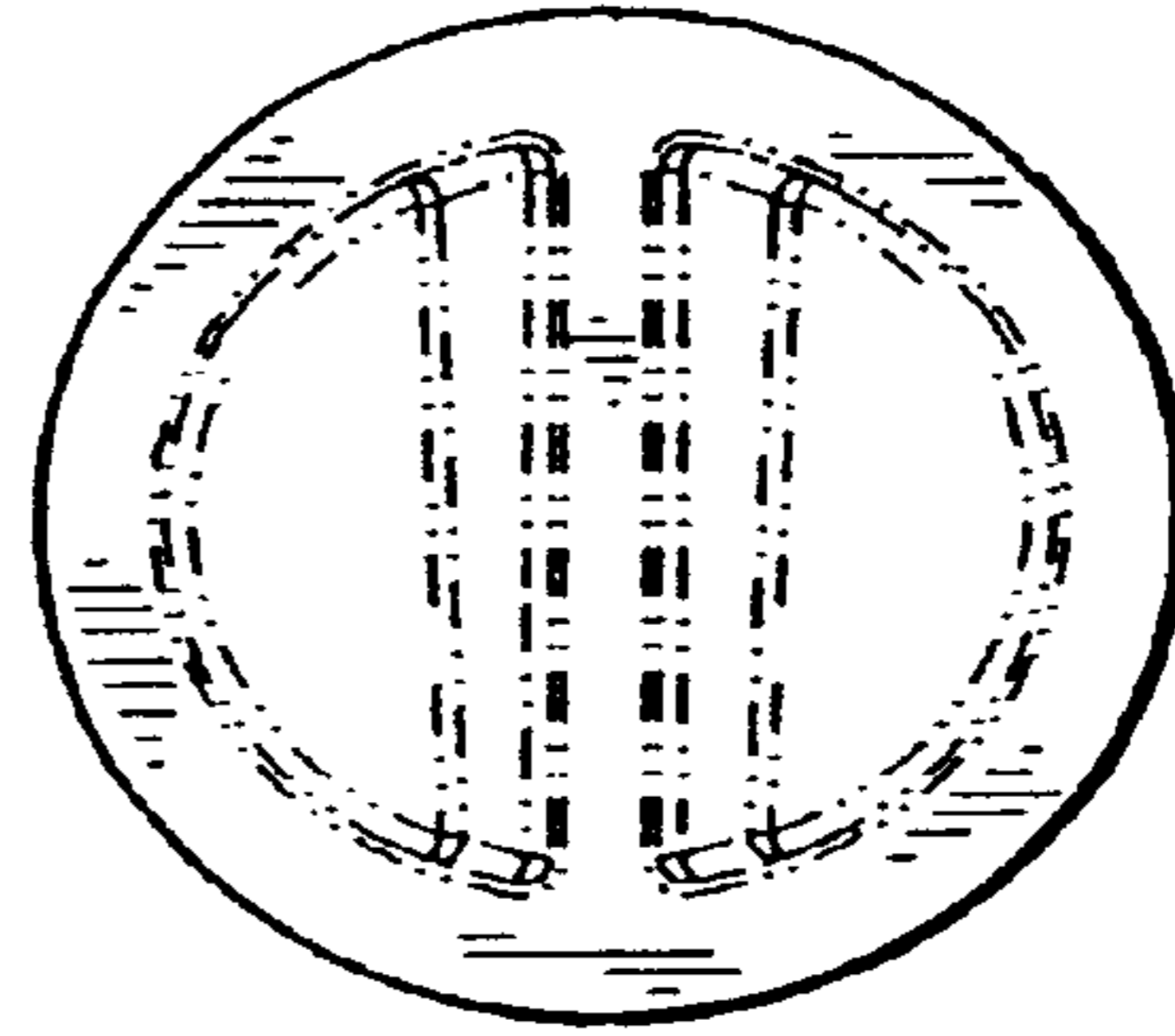


FIG. 6

FIG. 5

