



US00D526054S

(12) **United States Design Patent** (10) **Patent No.:** **US D526,054 S**  
**Lebrun et al.** (45) **Date of Patent:** **\*\* Aug. 1, 2006**

(54) **BATHTUB**

(75) Inventors: **Bernard Lebrun**, St-Joseph-de-Lévis (CA); **Gabriel Boutin**, Saint-Jean-Chysostome (CA); **Bruno Côté**, Saint-Isidore (CA); **Steve Donnelly**, Saint-Antoine-de-Tilly (CA); **Sylvain Dufour**, Lachenaie (CA); **Nicolas Lebrun**, St-Isidore (CA); **John Penterman**, Montréal (CA); **Suzanne Ouellete**, Montréal (CA)

(73) Assignee: **Maax Canada Inc.**, Montreal (CA)

(\*\*) Term: **14 Years**

(21) Appl. No.: **29/223,910**

(22) Filed: **Feb. 23, 2005**

(30) **Foreign Application Priority Data**

Jun. 28, 2004 (CA) ..... 107403

(51) **LOC (8) Cl.** ..... **23-02**

(52) **U.S. Cl.** ..... **D23/280.1**

(58) **Field of Classification Search** ..... D23/273, D23/276-277, 280.1-280.3, 303-306, 284, D23/293.1, 308; D24/204-205; 4/538, 584  
See application file for complete search history.

(56) **References Cited**

U.S. PATENT DOCUMENTS

|            |   |         |                 |       |           |
|------------|---|---------|-----------------|-------|-----------|
| 505,041 A  | * | 9/1893  | Ferguson        | ..... | 4/584     |
| D265,922 S | * | 8/1982  | Jasperson       | ..... | D23/280.1 |
| D266,692 S | * | 10/1982 | Harrison        | ..... | D23/280.1 |
| D483,840 S | * | 12/2003 | Molinaro        | ..... | D23/277   |
| D510,984 S | * | 10/2005 | Matthews et al. | ..... | D23/280.1 |

\* cited by examiner

*Primary Examiner*—Robert A Delehanty

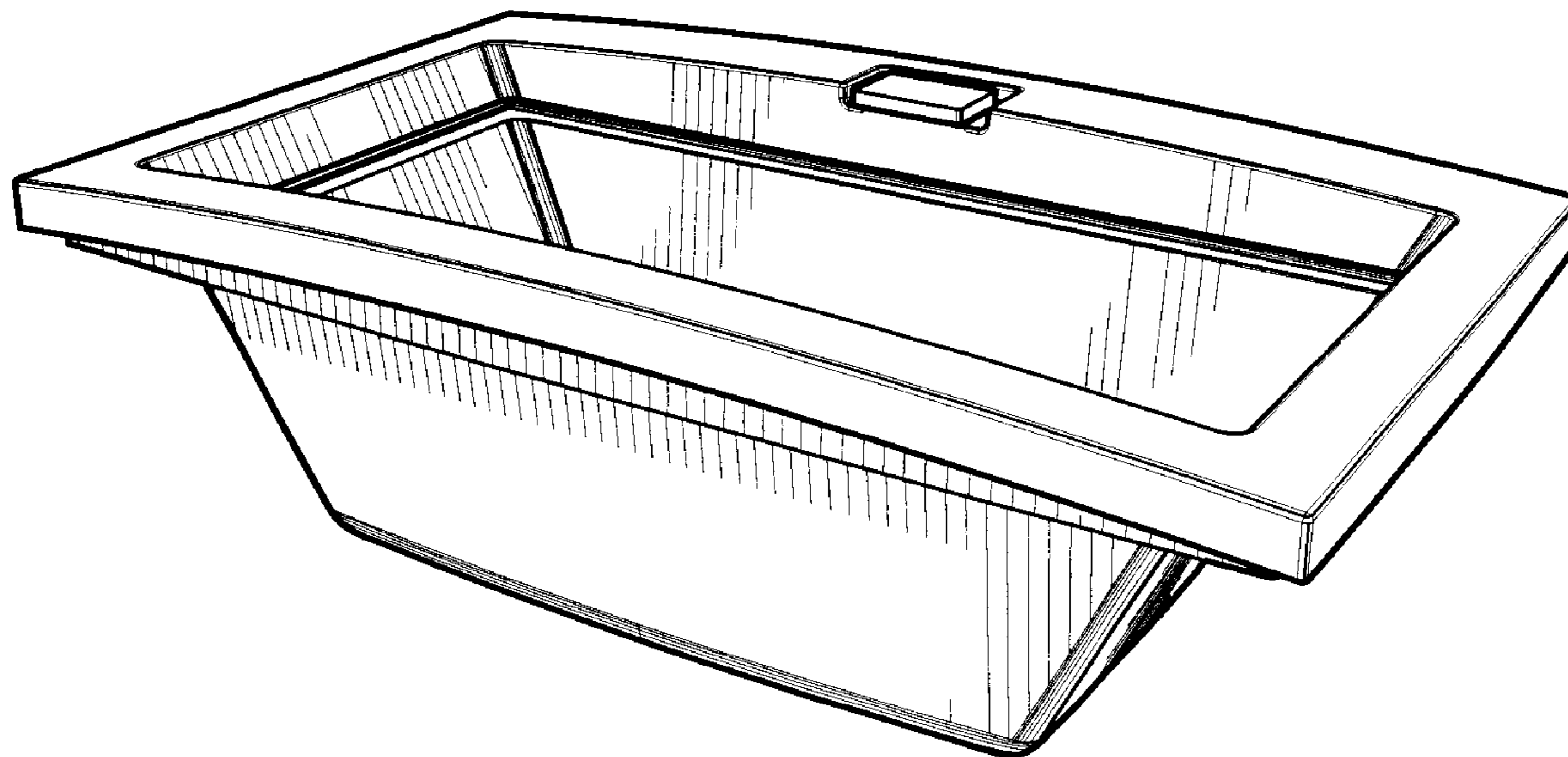
(57) **CLAIM**

The ornamental design of a bathtub, as shown and described.

**DESCRIPTION**

FIG. 1 is a front perspective view of the bathtub, showing our new design;  
FIG. 2 is a top view thereof;  
FIG. 3 is a bottom view thereof;  
FIG. 4 is a front elevation view thereof;  
FIG. 5 is a right side elevation view thereof;  
FIG. 6 is a rear elevation view thereof;  
FIG. 7 is a left side elevation view thereof;  
FIG. 8 is an exploded front perspective view thereof;  
FIG. 9 is an exploded front elevation view thereof; and,  
FIG. 10 is an exploded right side elevation view thereof.

**1 Claim, 3 Drawing Sheets**



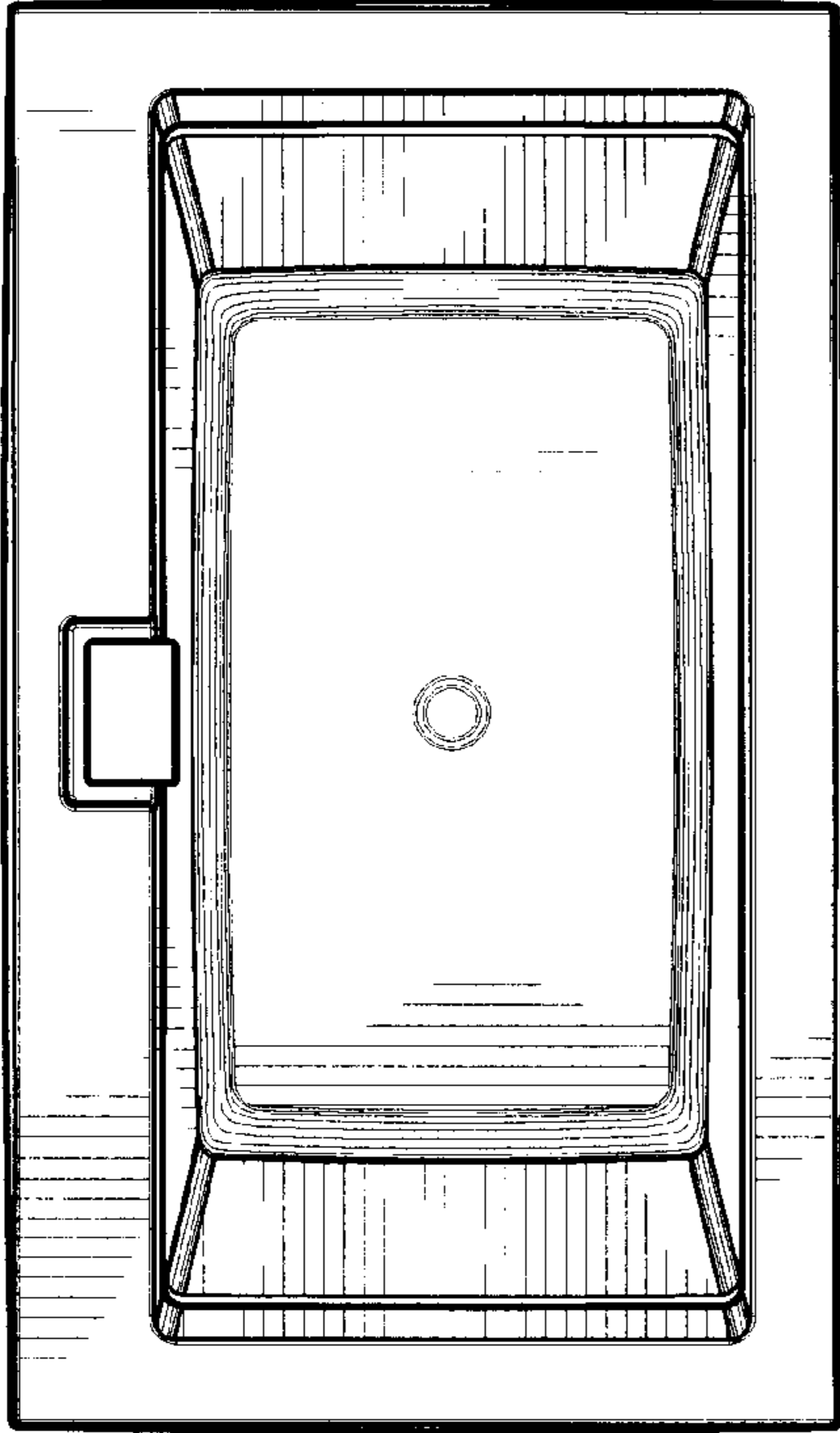


Fig. 2.

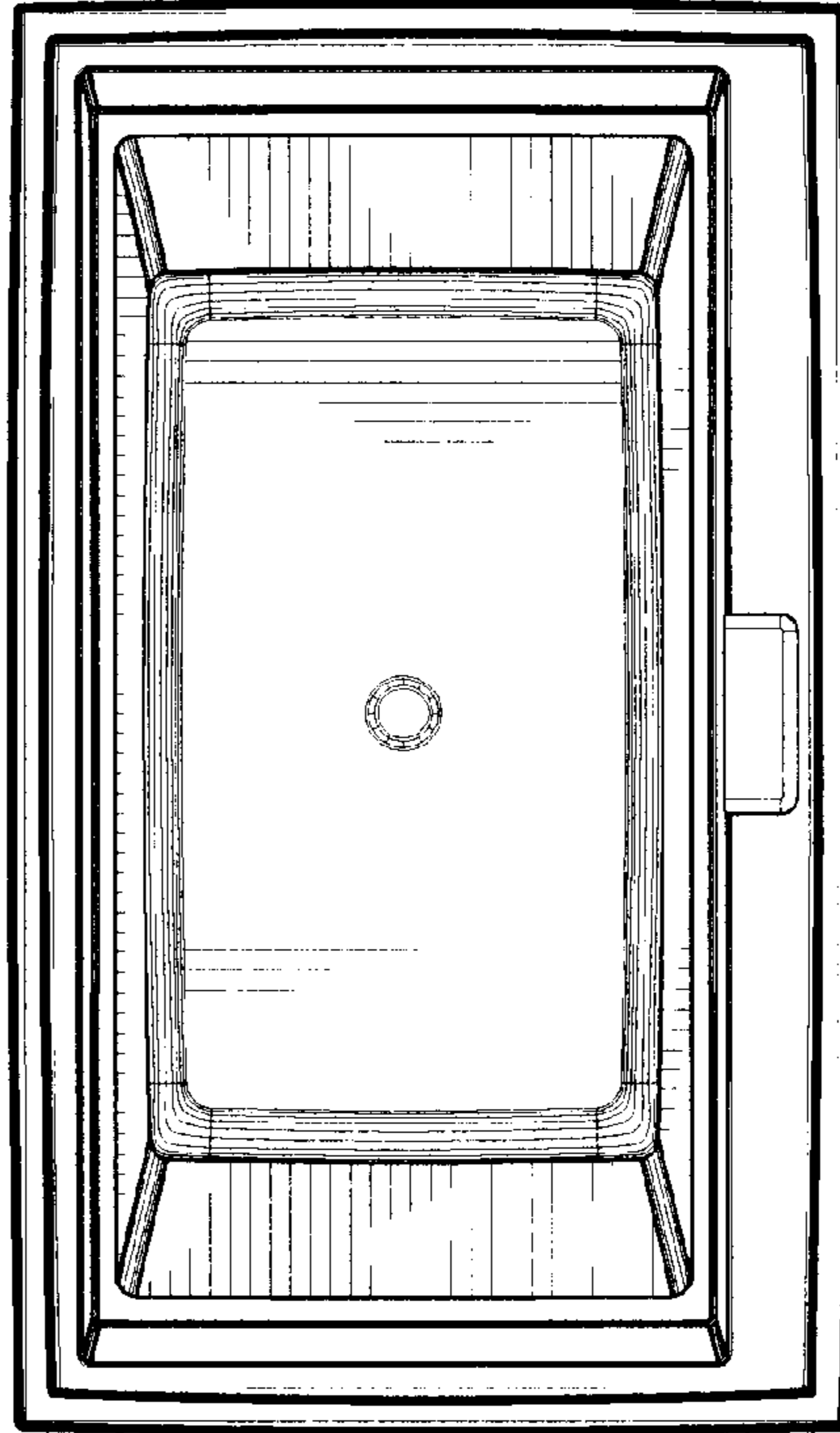


Fig. 3.




Fig. 1.




Fig. 5.

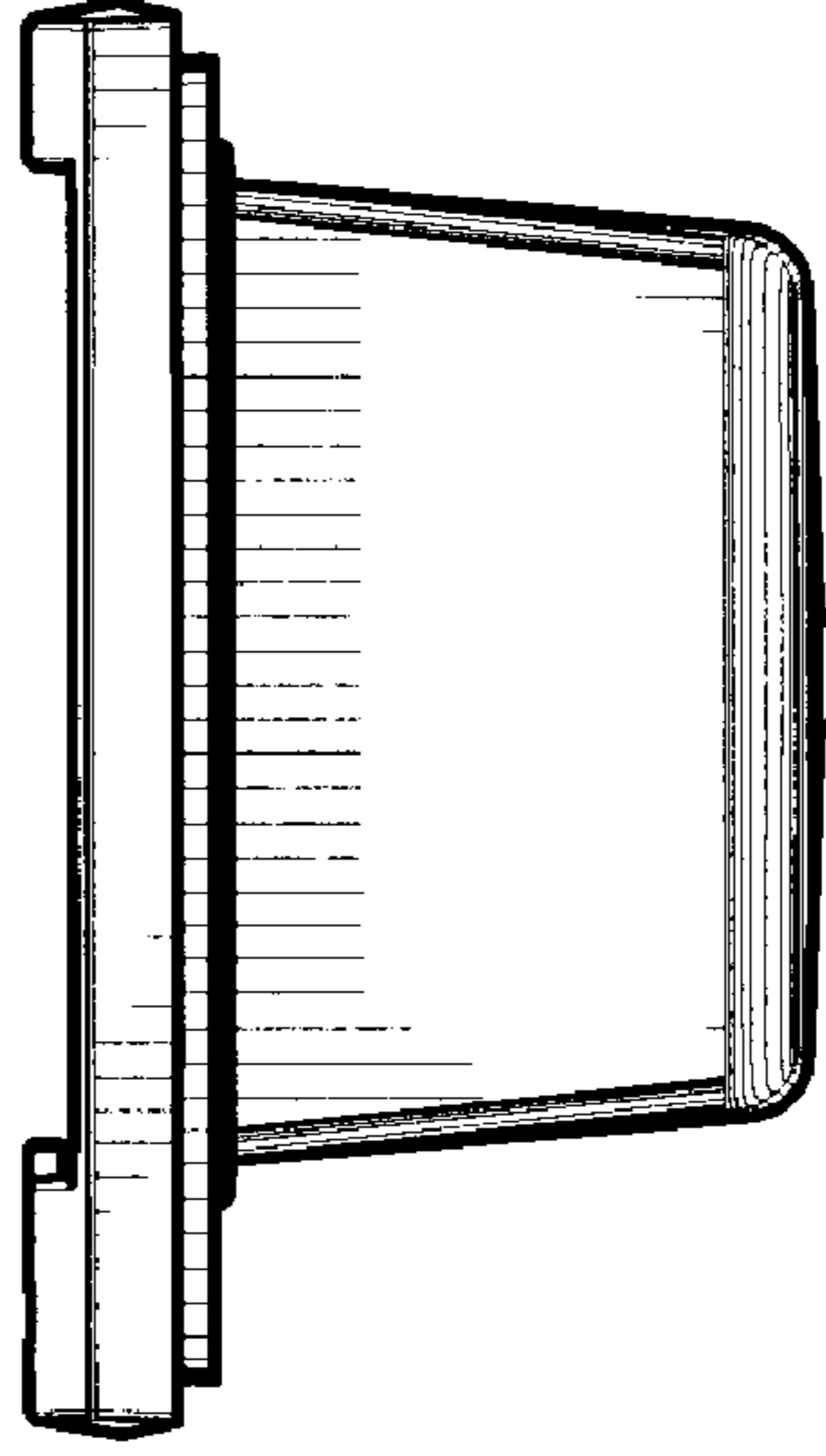


Fig. 7.

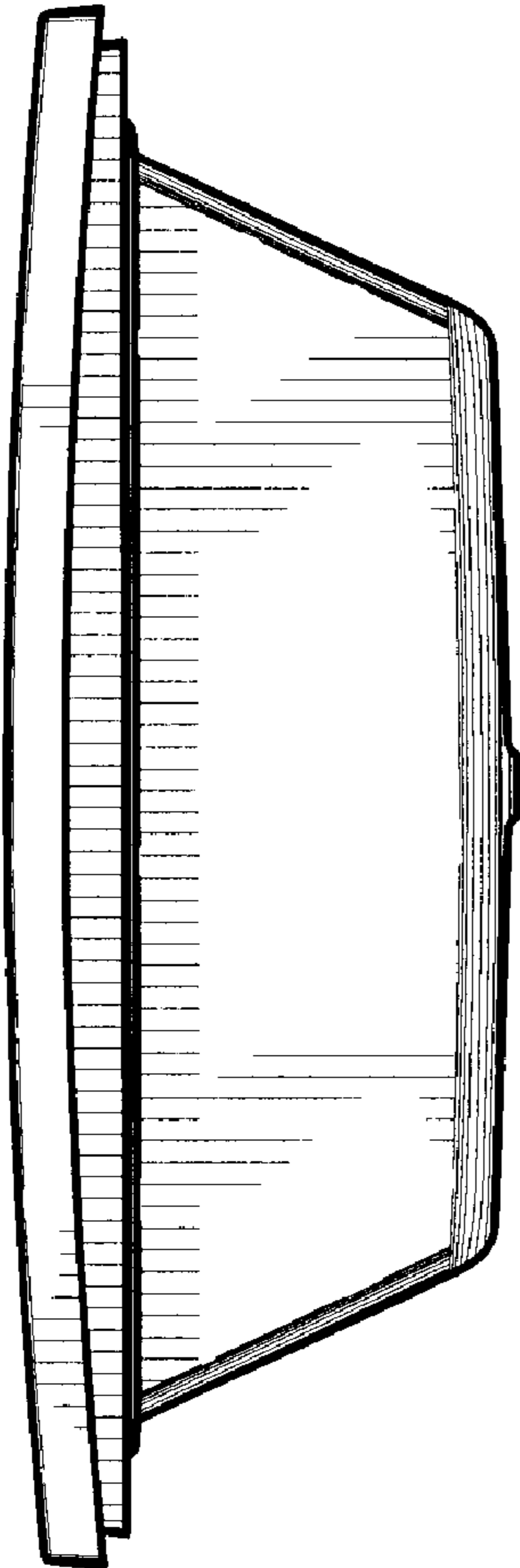


Fig. 4.




Fig. 6.

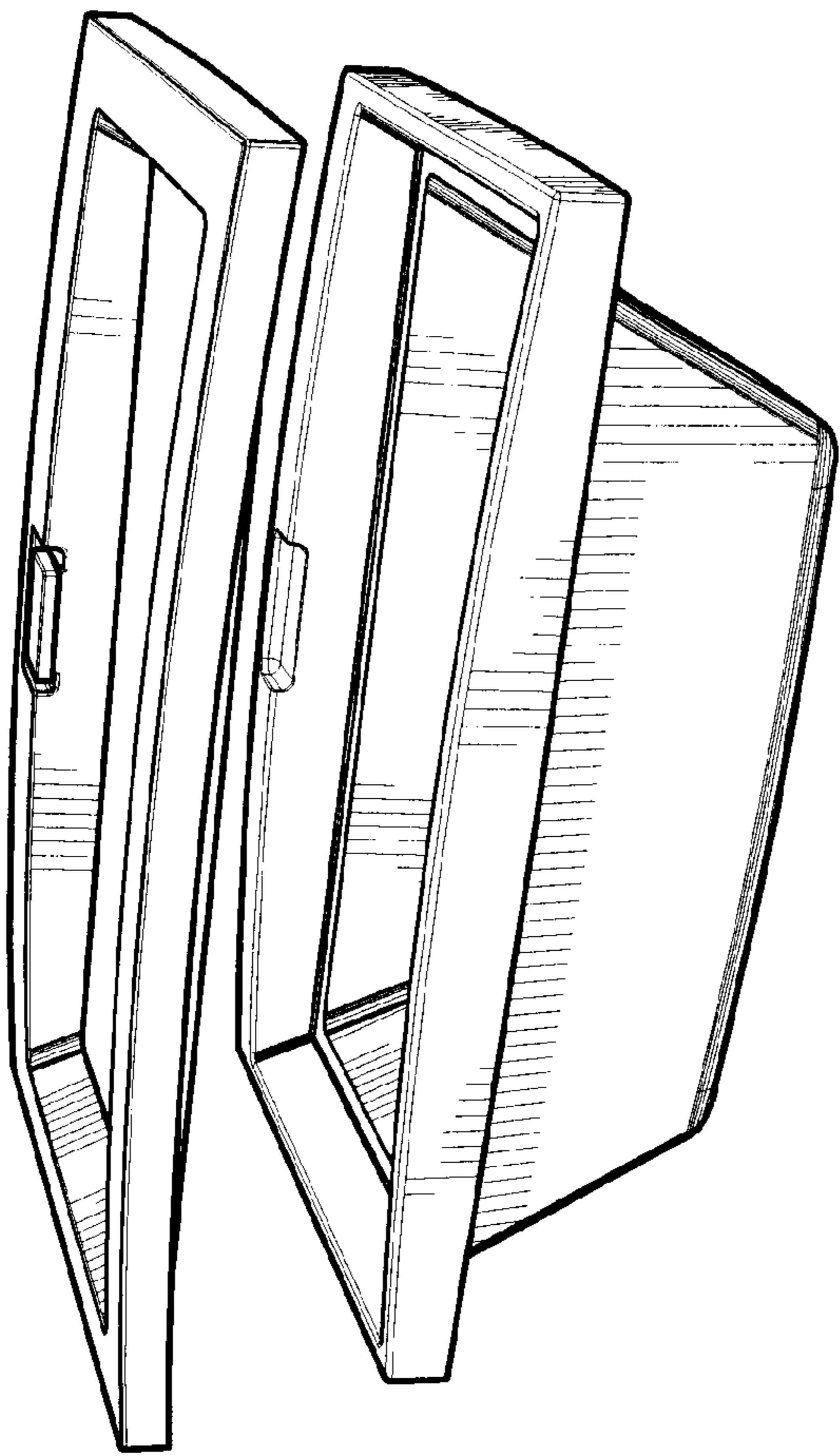


Fig. 8.




Fig. 9.

Fig. 10.