

US00D526050S

(12) **United States Design Patent**
Gilbert

(10) **Patent No.:** **US D526,050 S**

(45) **Date of Patent:** **** Aug. 1, 2006**

(54) **SPOUT TIP**

(75) Inventor: **Christopher Jon Gilbert**, Moreland Hills, OH (US)

(73) Assignee: **Moen Incorporated**, North Olmsted, OH (US)

(**) Term: **14 Years**

(21) Appl. No.: **29/223,015**

(22) Filed: **Feb. 8, 2005**

(51) **LOC (8) Cl.** **23-01**

(52) **U.S. Cl.** **D23/249**

(58) **Field of Classification Search** D23/238-257;
4/675-678; 137/801

See application file for complete search history.

(56) **References Cited**

U.S. PATENT DOCUMENTS

| | | | |
|-------------|-----------|-----------------|---------------|
| D29,705 S | 11/1898 | Buick | |
| D29,797 S | * 12/1898 | Pratt | D23/262 |
| D31,824 S | 11/1899 | Jones | |
| D56,935 S | 1/1921 | Mueller | |
| D57,193 S | 3/1921 | Mueller | |
| D62,740 S | 7/1923 | Muend | |
| D62,864 S | 8/1923 | Benjamin | |
| D65,364 S | 8/1924 | Bickley | |
| D67,520 S | 6/1925 | Harper | |
| 1,551,498 A | 8/1925 | Hitchcock | |
| D68,867 S | 11/1925 | MacKay | |
| D72,505 S | 4/1927 | Van Eweyk | |
| 1,669,978 A | 5/1928 | Gavaza | |
| 1,676,800 A | 7/1928 | Richards et al. | |
| 1,680,119 A | 8/1928 | Schulder | |
| D76,790 S | 11/1928 | Fraser | |
| D76,925 S | 11/1928 | Frankenberger | |
| D77,022 S | 11/1928 | Mueller | |
| D77,024 S | 11/1928 | Mueller | |
| D80,439 S | 2/1930 | Fraser | |

| | | | |
|------------|-----------|-----------------|---------------|
| D82,360 S | 10/1930 | Albert | |
| D94,760 S | 3/1935 | Hitchcock | |
| D111,011 S | 8/1938 | Bloch | |
| D117,697 S | 11/1939 | Mortimer | |
| D141,718 S | 6/1945 | Blank | |
| D149,386 S | 4/1948 | Smolensky | |
| D153,907 S | 5/1949 | Smolensky | |
| D235,106 S | 5/1975 | Doman | |
| D291,114 S | 7/1987 | Piesco | |
| D295,550 S | * 5/1988 | Yost | D23/255 |
| D342,119 S | 12/1993 | Shieh | |
| D433,484 S | * 11/2000 | Spangler | D23/249 |
| D462,417 S | * 9/2002 | Wales | D23/213 |
| D466,981 S | 12/2002 | Cosolito et al. | |
| D470,918 S | 2/2003 | Friedrich | |
| D472,608 S | 4/2003 | Shieh | |
| D478,152 S | 8/2003 | Friedrich | |
| D478,157 S | * 8/2003 | Yegyayan | D23/255 |
| D487,135 S | * 2/2004 | Lord | D23/255 |
| D487,585 S | 3/2004 | Shieh | |
| D492,391 S | 6/2004 | Herbeau | |
| D509,287 S | * 9/2005 | Spangler | D23/255 |
| D513,062 S | * 12/2005 | Panis | D23/249 |

* cited by examiner

Primary Examiner—Louis S. Zarfaz

Assistant Examiner—Gregory Andoll

(74) *Attorney, Agent, or Firm*—Calfee, Halter & Griswold LLP

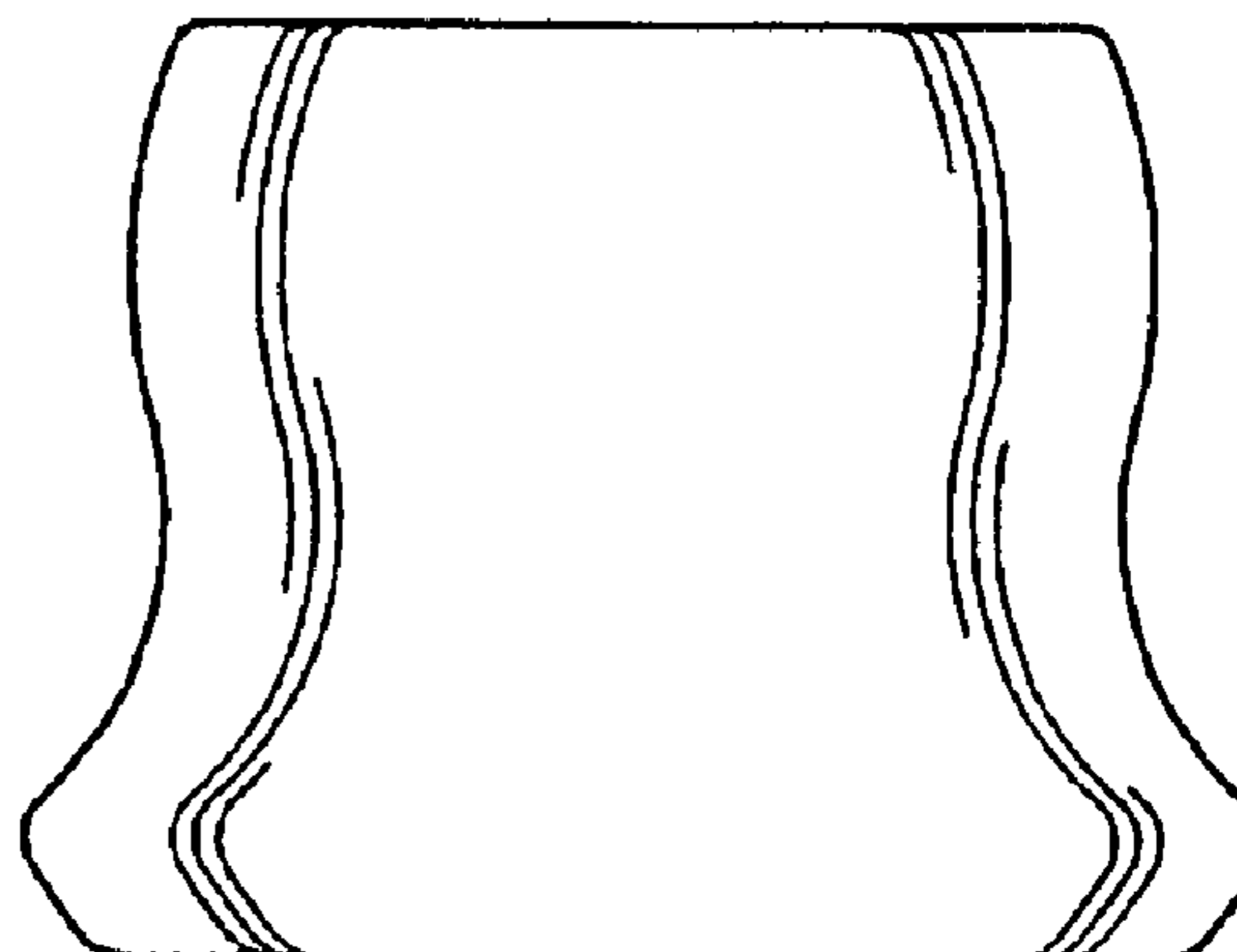

(57) **CLAIM**

The ornamental design for a spout tip, as shown and described.

DESCRIPTION

FIG. 1 is a perspective view of a spout tip of the new design; FIG. 2 is a front elevational view of the spout tip of FIG. 1, the right side, left side and rear elevational views are identical to the front elevational view shown in FIG. 2; and, FIG. 3 is a top plan view of the spout tip of FIG. 1.

1 Claim, 1 Drawing Sheet



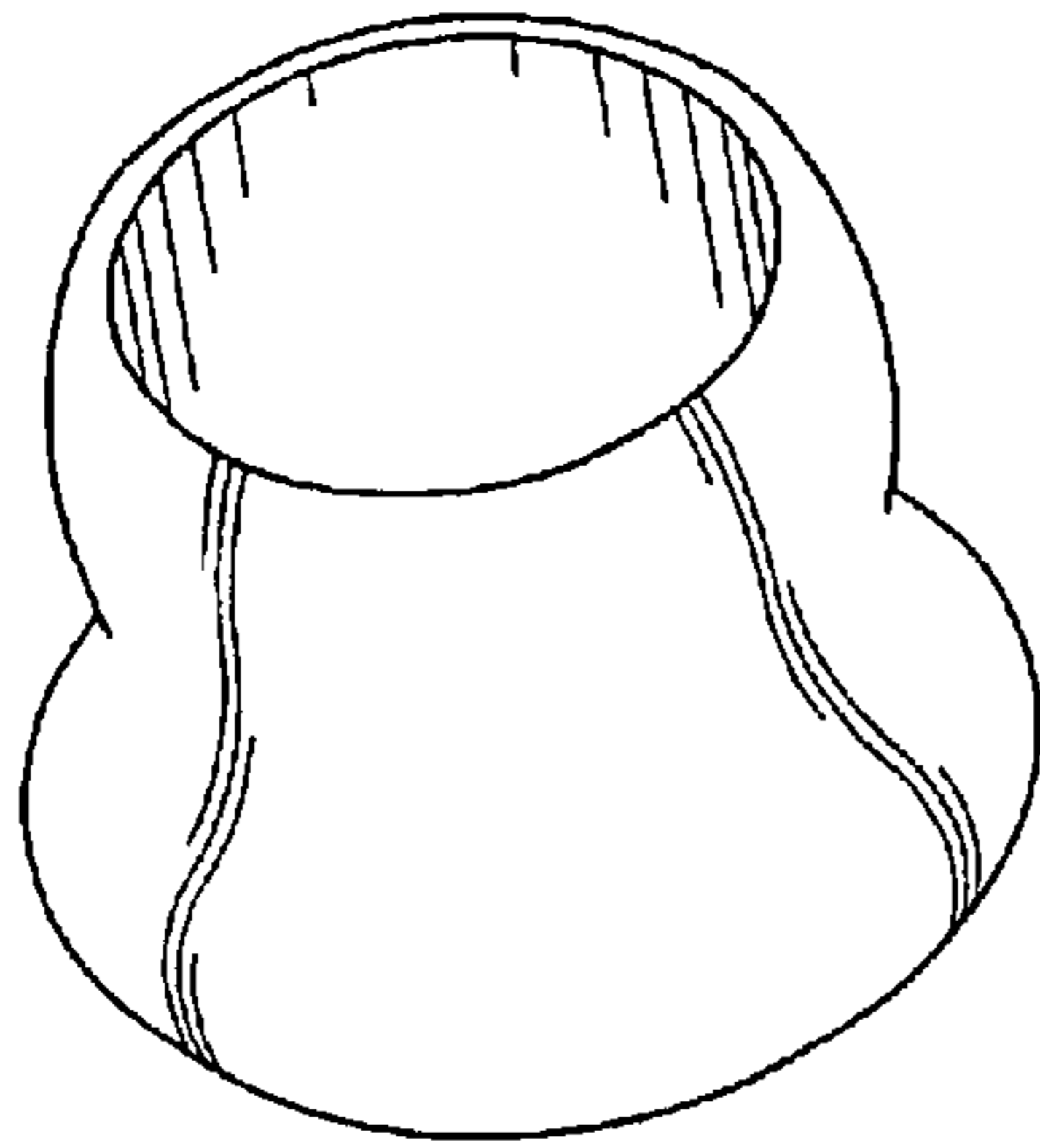


FIG. 1

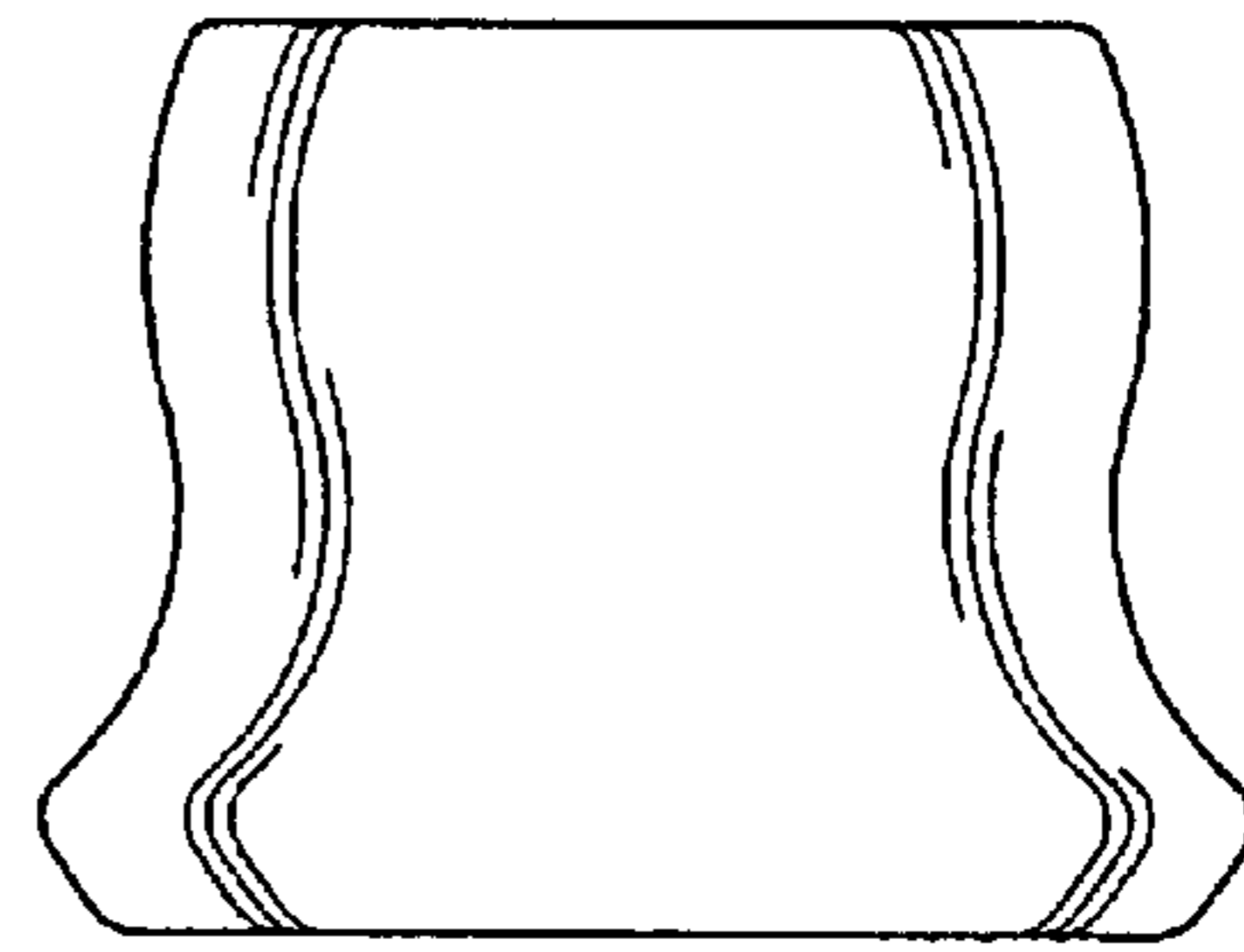


FIG. 2

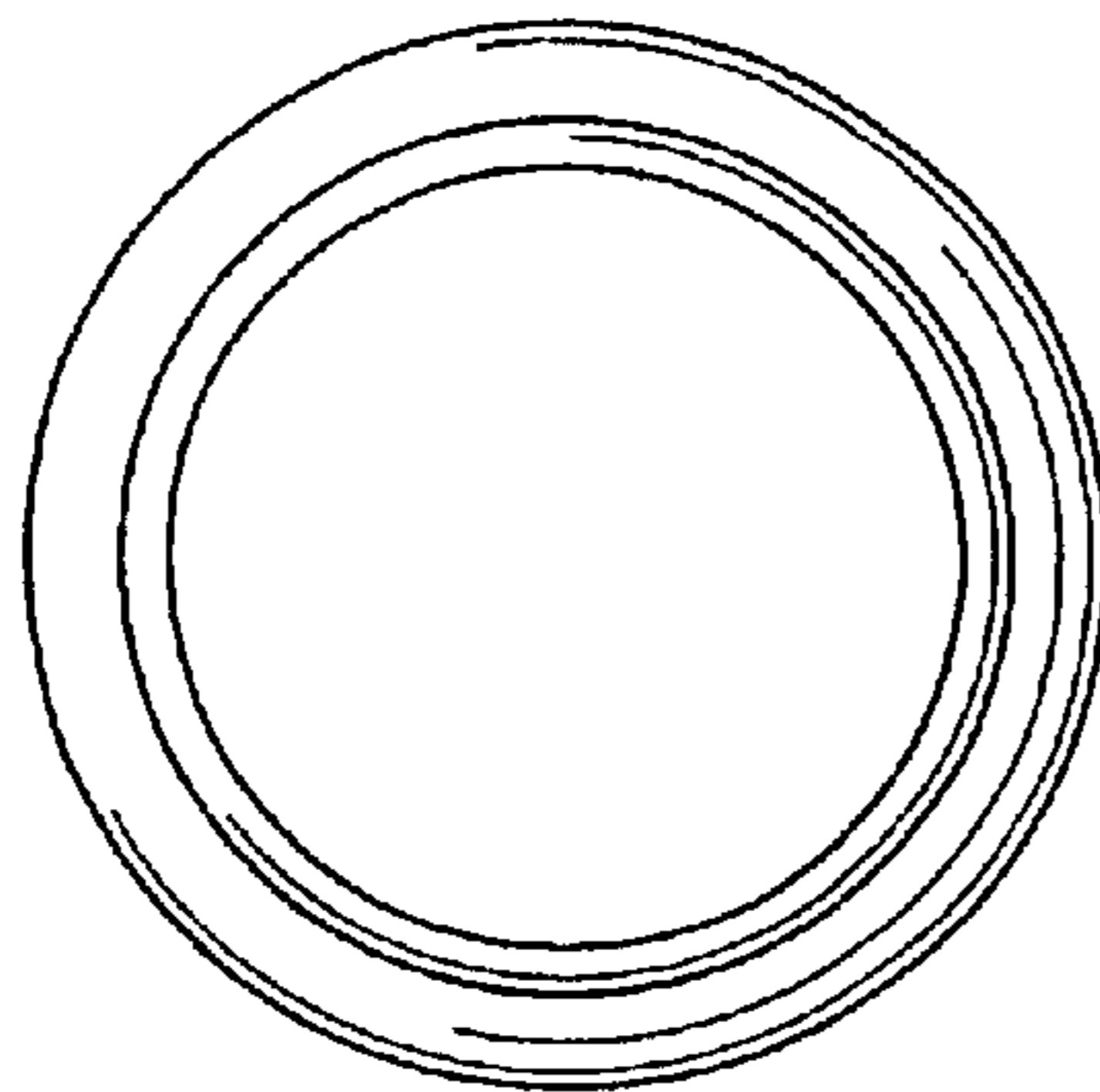


FIG. 3