



US00D526029S

(12) **United States Design Patent**
Ragonetti et al.

(10) **Patent No.:** **US D526,029 S**

(45) **Date of Patent:** **** Aug. 1, 2006**

(54) **WHIRLING WHEEL TOY**

(75) Inventors: **Peter T. Ragonetti**, Brooklyn, NY
(US); **Jonathan Willinger**, Tenafly, NJ
(US); **Ryan Rutherford**, Rutherford,
NJ (US)

(73) Assignee: **JW Pet Company, Inc.**, Teterboro, NJ
(US)

(**) Term: **14 Years**

(21) Appl. No.: **29/236,653**

(22) Filed: **Aug. 19, 2005**

(51) **LOC (8) Cl.** **21-01**

(52) **U.S. Cl.** **D21/444; D21/455; D30/160**

(58) **Field of Classification Search** D21/436-453,
D21/455, 458; D30/160; 446/34, 46-48,
446/61-68, 233-266; 473/569-571, 588;
119/702-711

See application file for complete search history.

(56) **References Cited**

U.S. PATENT DOCUMENTS

D165,649 S	*	1/1952	Harrison	D21/440
2,835,073 A	*	5/1958	Dame	446/48
4,248,010 A	*	2/1981	Fox	446/47
4,370,824 A	*	2/1983	Resnicow	446/48
5,045,011 A	*	9/1991	Lovik	446/46

5,297,799 A	*	3/1994	Slater et al.	473/573
5,360,363 A	*	11/1994	Levin	446/46
D362,470 S	*	9/1995	Smith	D21/443
D386,223 S	*	11/1997	Imai	D21/444
5,809,938 A	*	9/1998	Baiera et al.	119/707
5,984,753 A	*	11/1999	Perez	446/46
6,228,001 B1	*	5/2001	Johnson et al.	482/48
6,231,414 B1	*	5/2001	Ho	446/15
6,527,608 B1	*	3/2003	Calco	446/48

* cited by examiner

Primary Examiner—Catherine Tuttle

(74) *Attorney, Agent, or Firm*—Katten Muchin Rosenman
LLP

(57) **CLAIM**

We claim the ornamental design for the whirling wheel toy,
as shown and described.

DESCRIPTION

FIG. 1 is a perspective view of the whirling wheel toy
showing our new design;

FIG. 2 is a top view of the whirling wheel toy;

FIG. 3 is a bottom view of the whirling wheel toy;

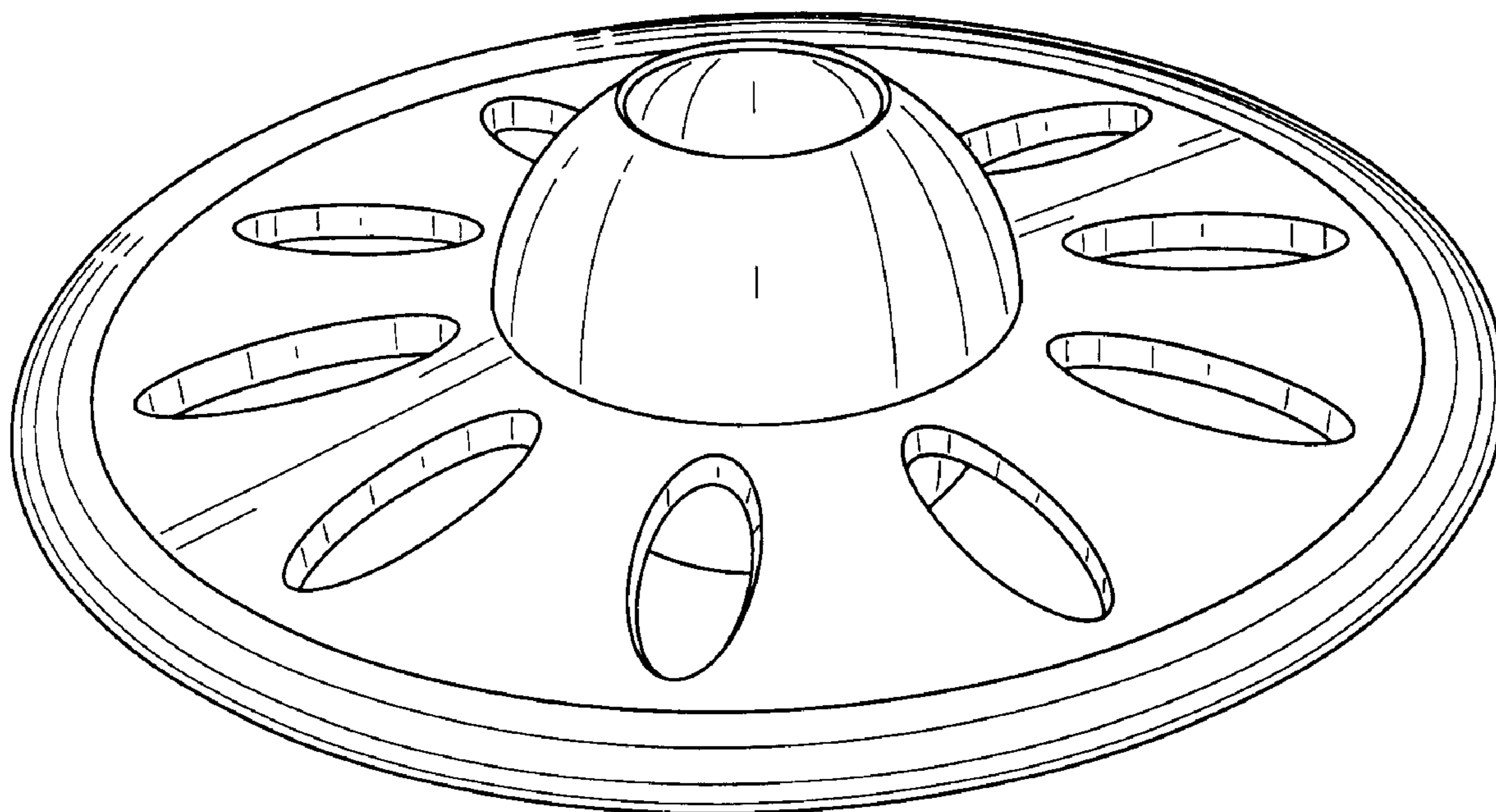
FIG. 4 is a left side view of the whirling wheel toy;

FIG. 5 is a right side view of the whirling wheel toy;

FIG. 6 is a rear view of the whirling wheel toy; and,

FIG. 7 is a front view of the whirling wheel toy.

1 Claim, 7 Drawing Sheets



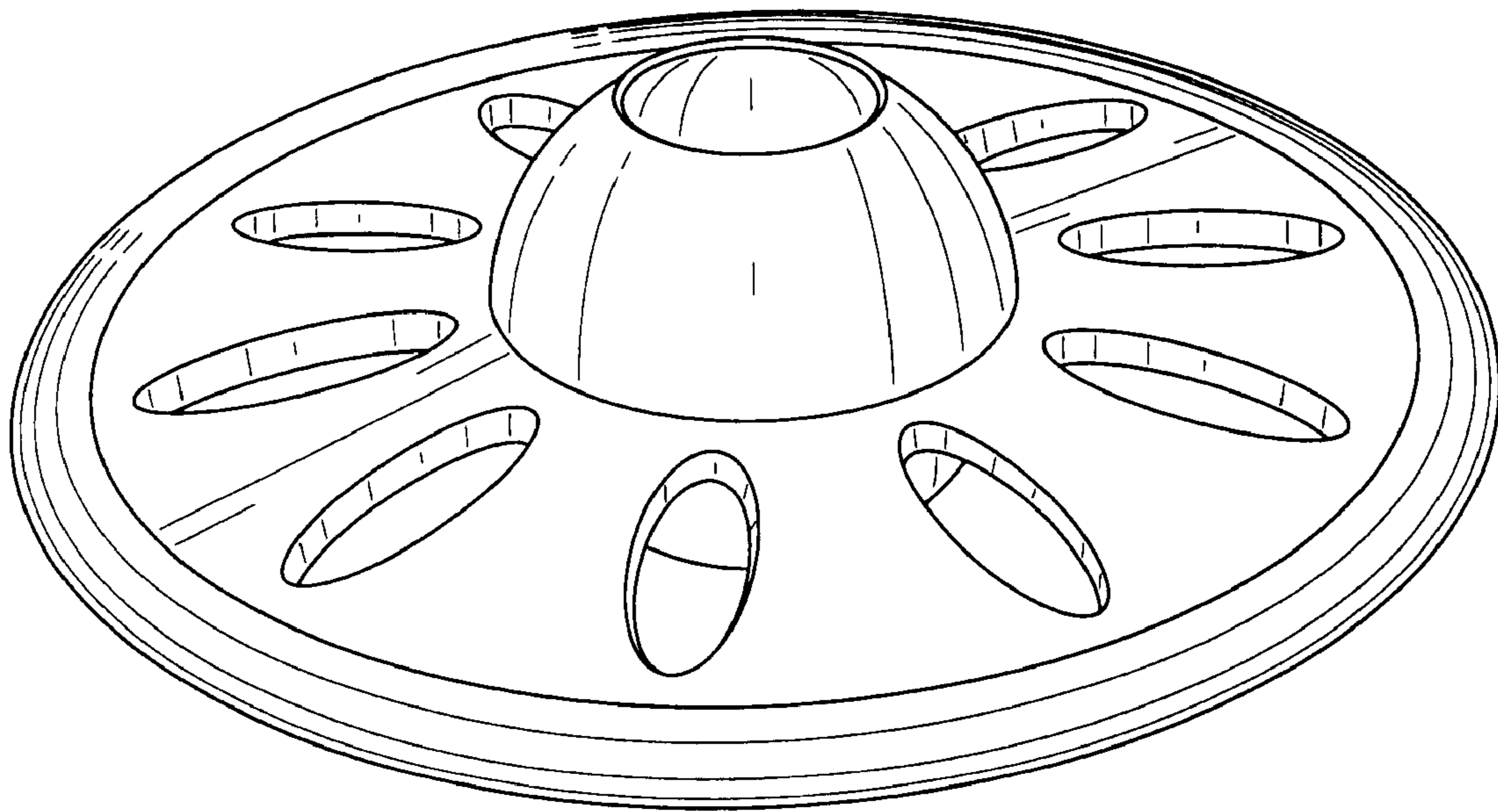


FIG. 1




FIG. 2

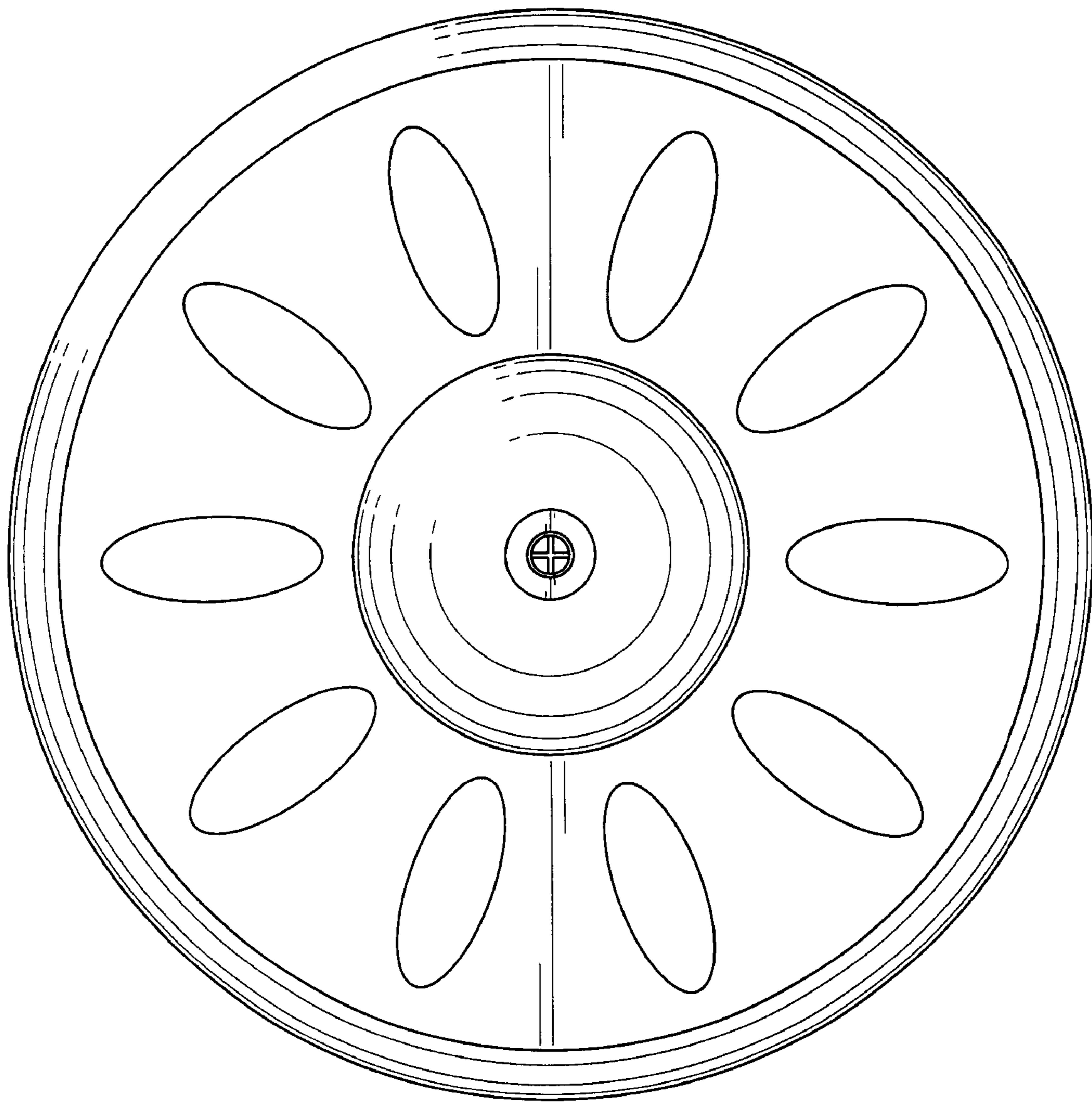


FIG. 3

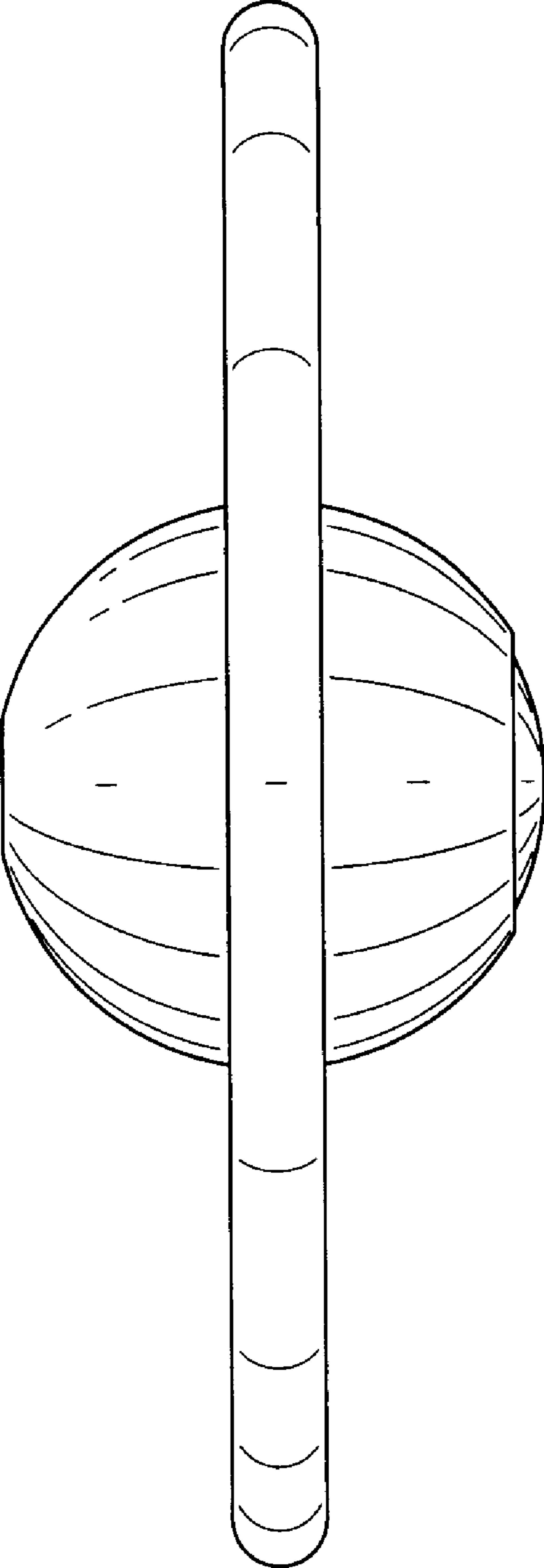


FIG. 4

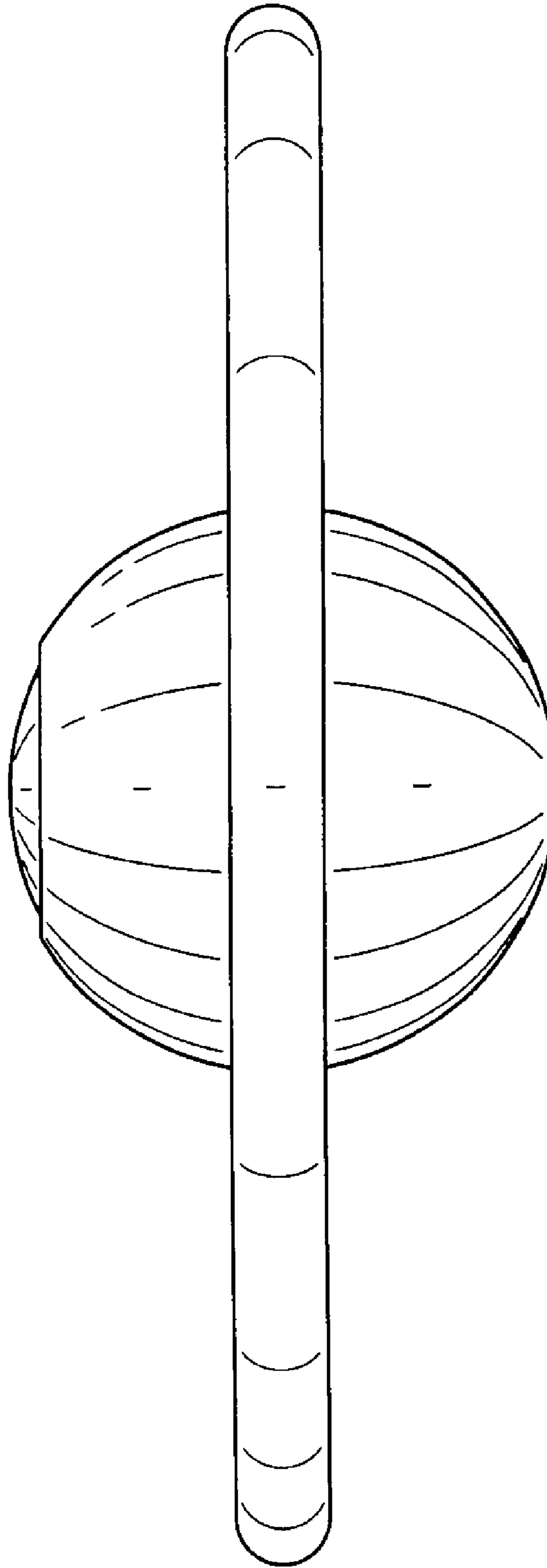


FIG. 5

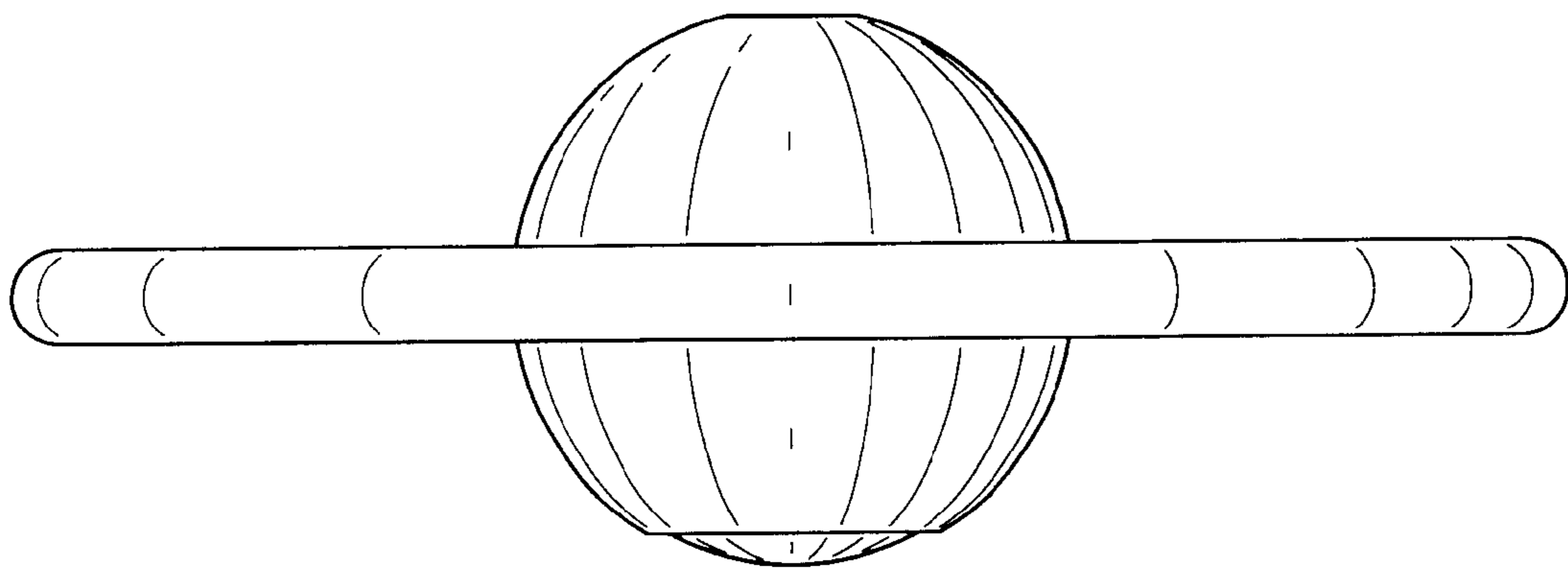


FIG. 6

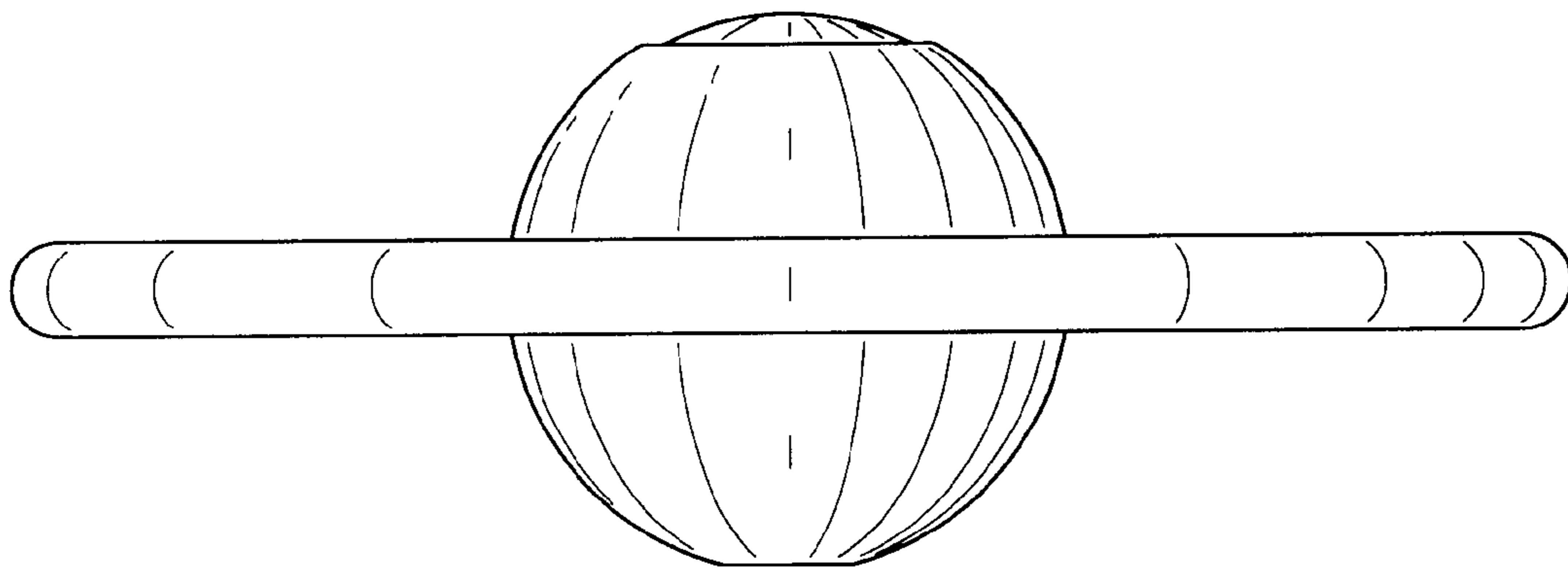


FIG. 7