



US00D526027S

(12) **United States Design Patent**
Smith

(10) **Patent No.:** **US D526,027 S**

(45) **Date of Patent:** **** Aug. 1, 2006**

(54) **CHESSBOARD**

6,412,778 B1 * 7/2002 Alaimo 273/261

(76) Inventor: **Charles L. Smith**, 3258 Winthrop Cir.,
SE., Marietta, GA (US) 30067-5109

* cited by examiner

Primary Examiner—Sandra L. Morris

(**) Term: **14 Years**

(74) *Attorney, Agent, or Firm*—Myers & Kaplan, L.L.C.;
Sandra M. Drummond, Esq.

(21) Appl. No.: **29/218,242**

(57) **CLAIM**

(22) Filed: **Nov. 30, 2004**

The ornamental design for a chessboard, as shown and
described.

(51) **LOC (8) Cl.** **21-01**

DESCRIPTION

(52) **U.S. Cl.** **D21/336**

(58) **Field of Classification Search** D21/334–368;
273/236–285

See application file for complete search history.

(56) **References Cited**

U.S. PATENT DOCUMENTS

D221,390 S	*	8/1971	Skillman	D21/336
D236,993 S	*	9/1975	Davis	D21/349
D242,157 S	*	11/1976	Missinich	D21/336
D282,265 S	*	1/1986	Hyland et al.	D21/336
D299,933 S	*	2/1989	Shalaon	D21/336
D325,050 S	*	3/1992	Docherty	D21/336
D328,476 S	*	8/1992	Titus	D21/336
5,456,472 A	*	10/1995	Goodman	273/241
D374,688 S	*	10/1996	Furlong	D21/336
D434,456 S	*	11/2000	Bracken	D21/336

FIG. 1 is a front perspective of a chessboard according to a
preferred embodiment of the present invention.

FIG. 2 is an overhead view of a chessboard according to a
preferred embodiment of the present invention.

FIG. 3 is a rear view of a chessboard according to a preferred
embodiment of the present invention.

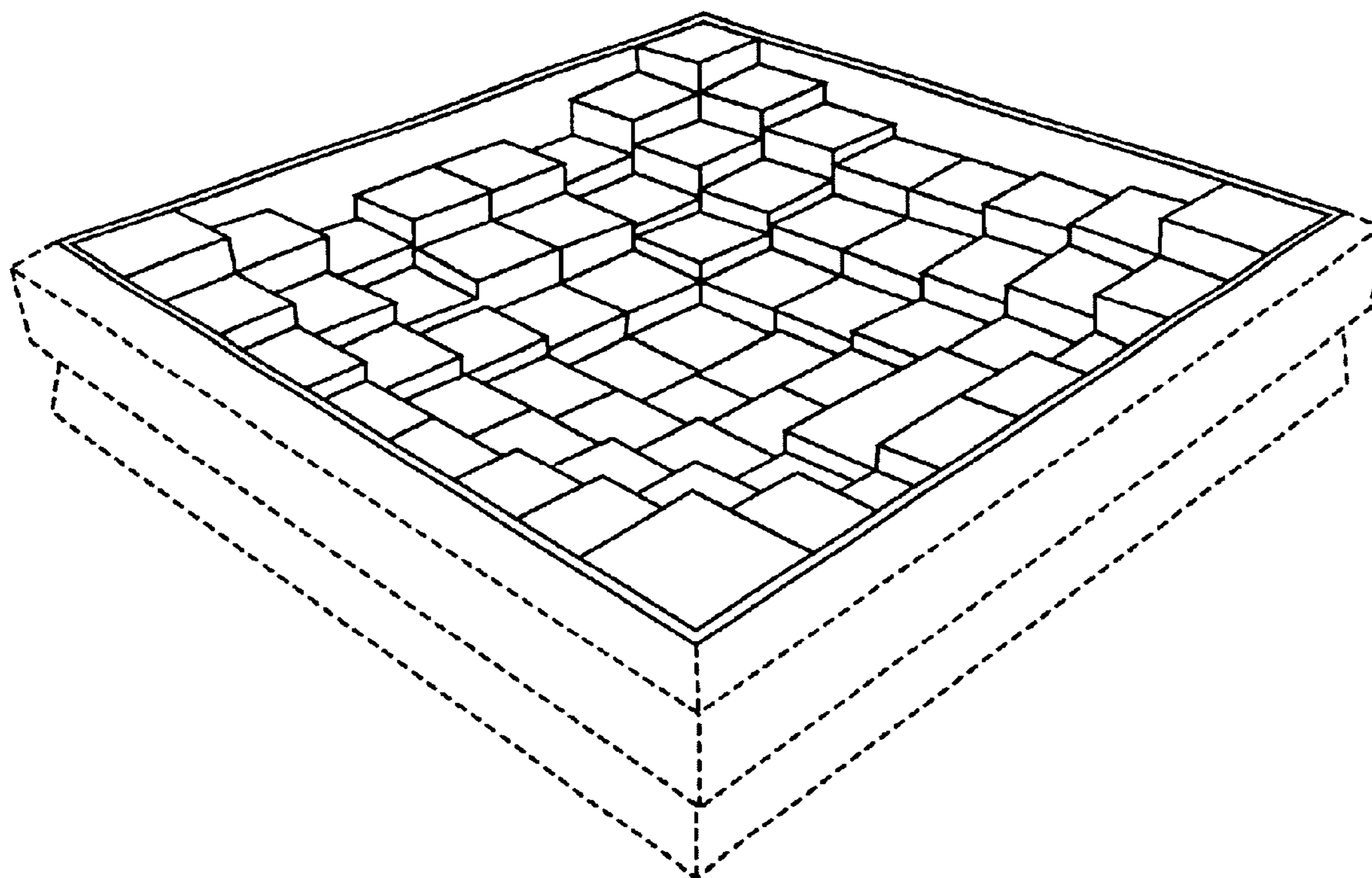
FIG. 4 is a first side view of a chessboard according to a
preferred embodiment of the present invention.

FIG. 5 is a second side view of a chessboard, opposing that
of FIG. 4, according to a preferred embodiment of the
present invention.

FIG. 6 is a third side view of a chessboard according to a
preferred embodiment of the present invention; and,

FIG. 7 is a fourth side view of a chessboard, opposing that
of FIG. 6, according to a preferred embodiment of the
present invention.

1 Claim, 5 Drawing Sheets



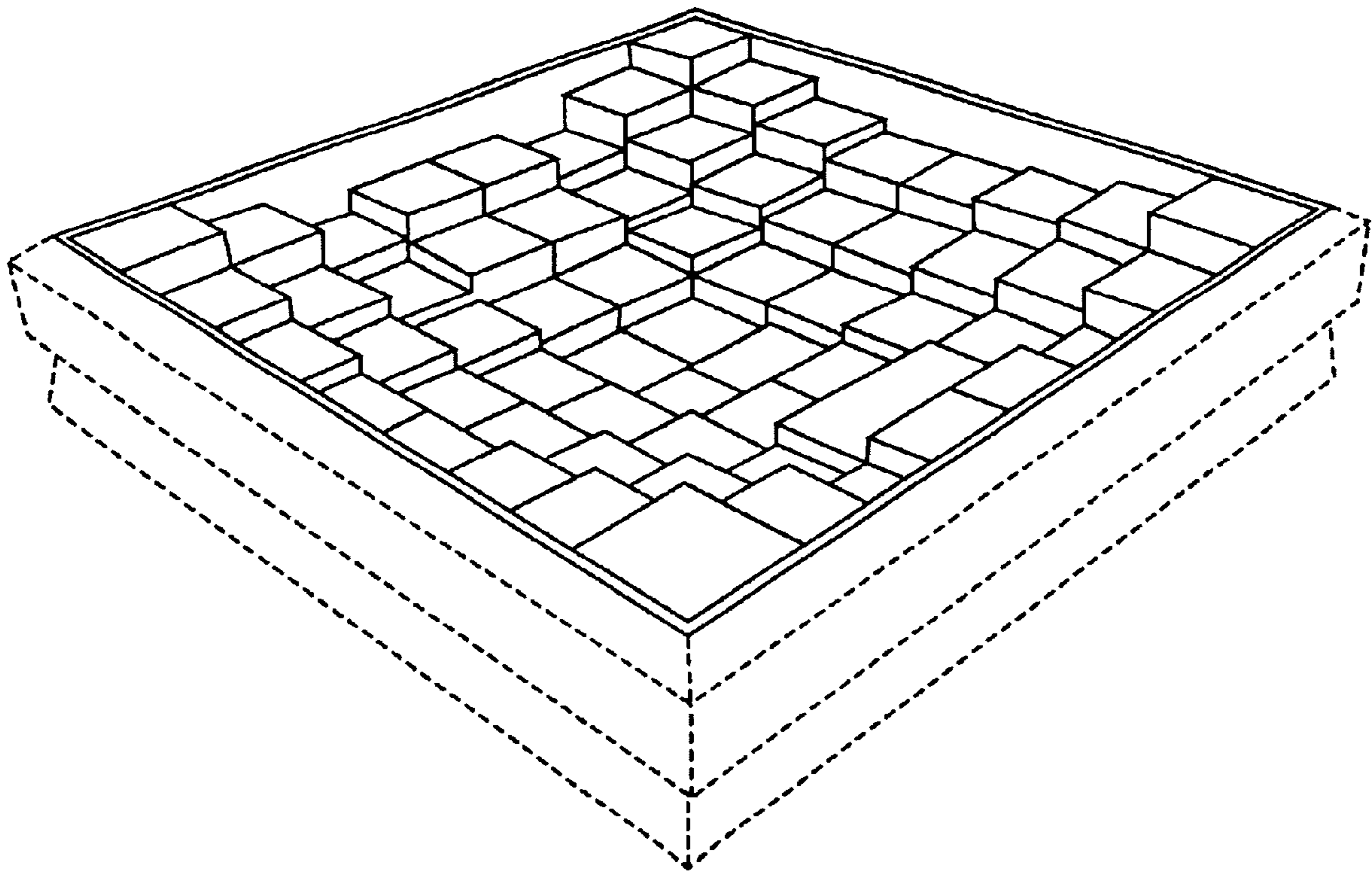


FIG. 1




FIG. 2




FIG. 3

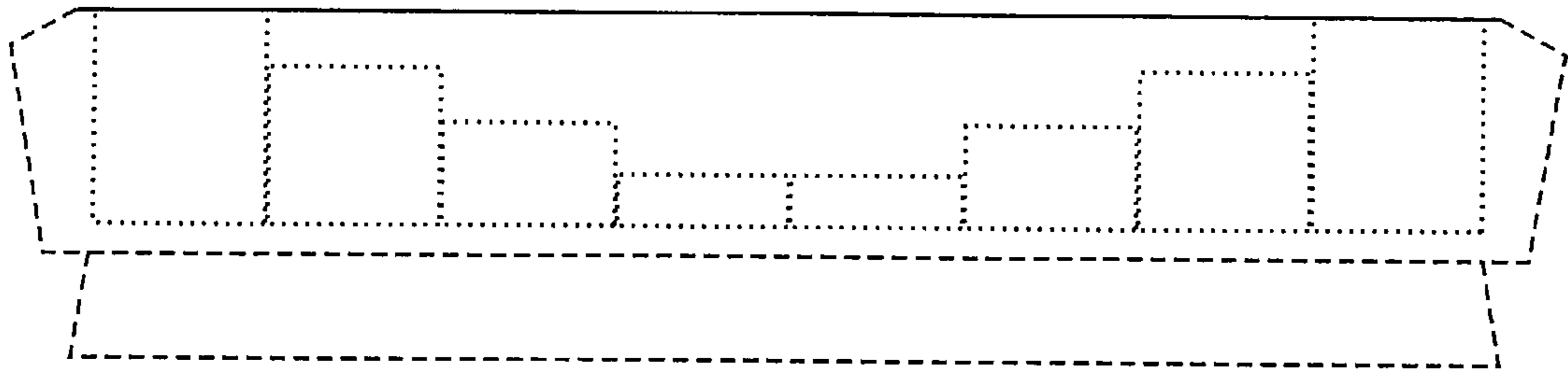


FIG. 4

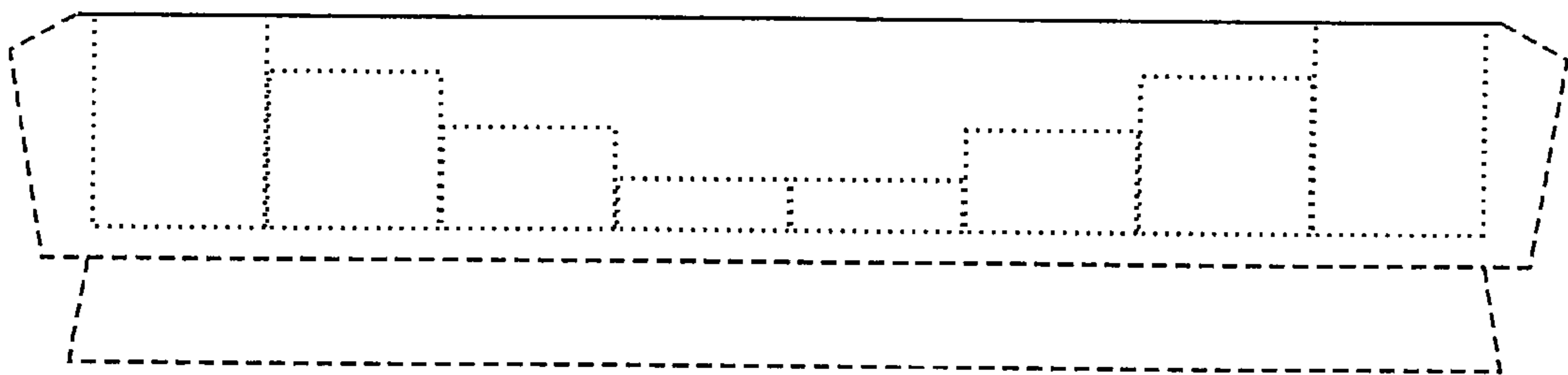


FIG. 5

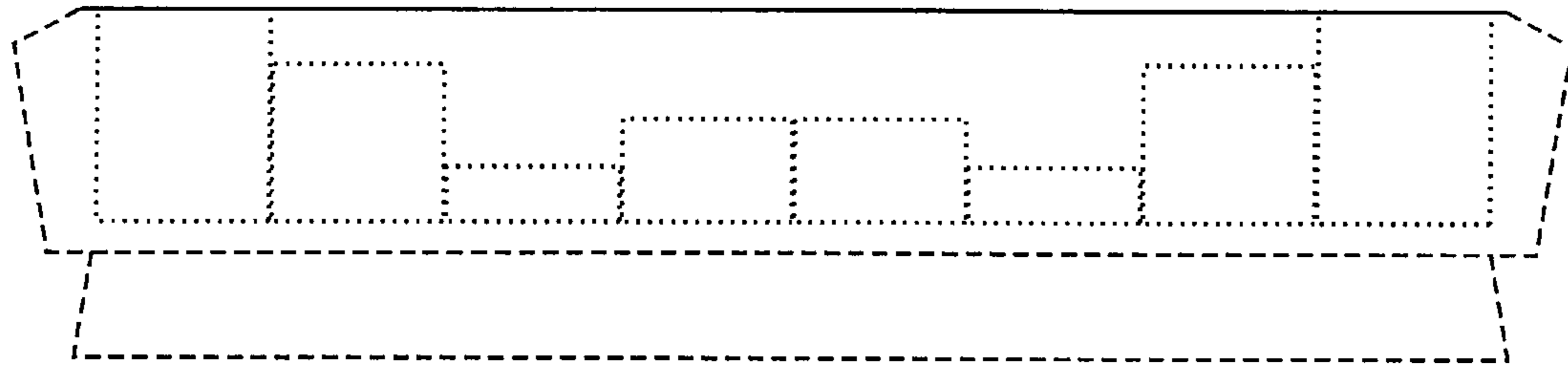


FIG. 6

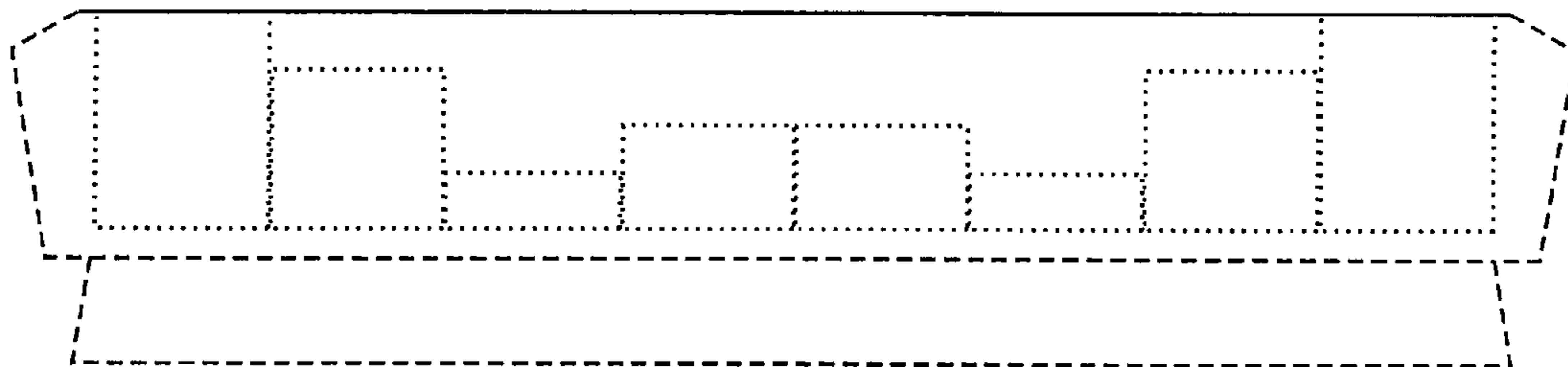


FIG. 7