

US00D526019S

(12) **United States Design Patent**  
**Bianco**

(10) **Patent No.:** **US D526,019 S**

(45) **Date of Patent:** **\*\* Aug. 1, 2006**

(54) **SCRAPBOOK SHAPED AS A PURSE**

(75) Inventor: **Michael Bianco**, Malibu, CA (US)

(73) Assignee: **Jakks Pacific, Inc.**, Malibu, CA (US)

(\*\*) Term: **14 Years**

(21) Appl. No.: **29/251,328**

(22) Filed: **Jan. 6, 2006**

**Related U.S. Application Data**

(62) Division of application No. 29/206,448, filed on May 27, 2004.

(51) **LOC (8) Cl.** ..... **19-04**

(52) **U.S. Cl.** ..... **D19/28**

(58) **Field of Classification Search** ..... D3/232-241,  
D3/303; D19/26, 27, 28, 29, 30, 31, 32, 33,  
D19/86; 40/530, 536, 537; 206/450, 472;  
281/3.1, 15.1, 19.1, 21.1, 22, 29, 38; 283/63.1,  
283/64; 402/73; 150/100, 106, 128  
See application file for complete search history.

(56) **References Cited**

**U.S. PATENT DOCUMENTS**

928,973	A	*	7/1909	Hiering et al.	.....	150/115
D61,529	S	*	10/1922	Brill	.....	D3/240
D119,148	S	*	2/1940	Schenker	.....	D3/237
D122,628	S	*	9/1940	Lewis	.....	D3/240
2,394,332	A	*	2/1946	Salem	.....	150/117
D434,797	S	*	12/2000	Meyerhoff	.....	D19/27

D490,240	S	*	5/2004	Rogers	.....	D3/233
D507,700	S	*	7/2005	Meadows	.....	D3/238
D509,058	S	*	9/2005	Meadows	.....	D3/238
6,964,433	B1	*	11/2005	Plutsky	.....	281/21.1
2005/0098249	A1	*	5/2005	Bianco	.....	150/128

\* cited by examiner

*Primary Examiner*—Elizabeth A. Albert

(74) *Attorney, Agent, or Firm*—Richard B. Klar; Law Office of Richard B. Klar

(57) **CLAIM**

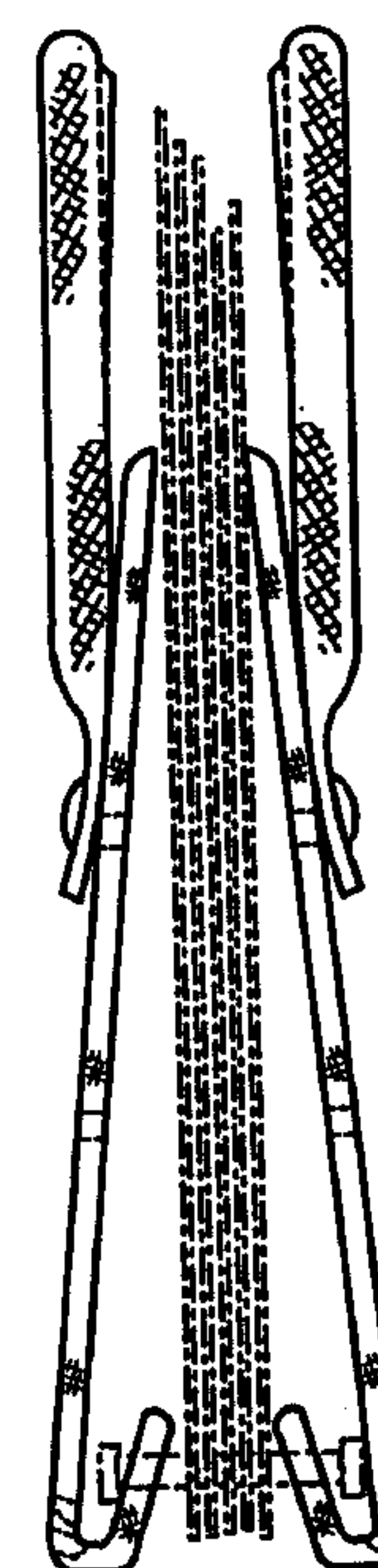
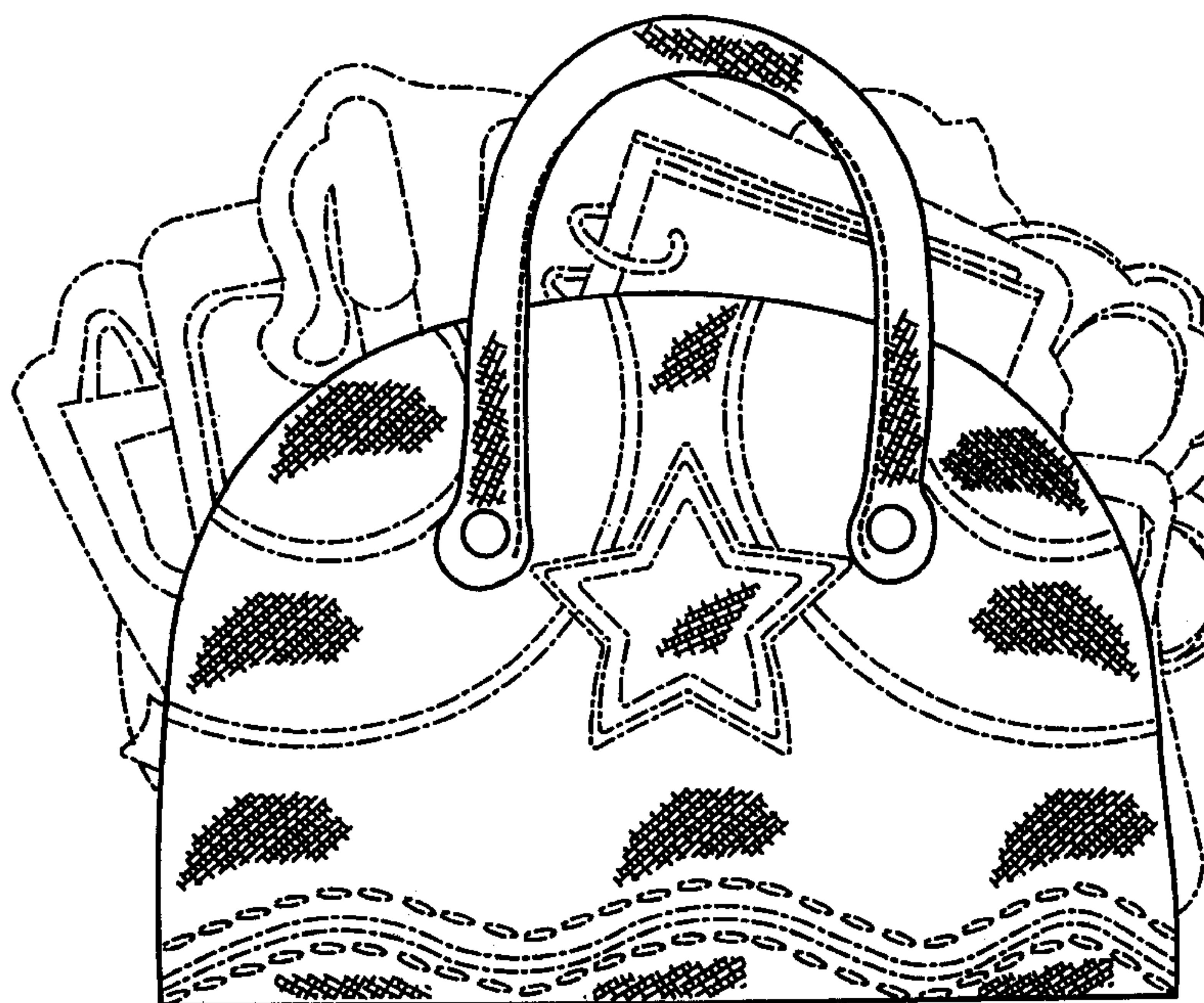
The ornamental design for a scrapbook shaped as a purse, substantially as shown and described.

**DESCRIPTION**

FIG. 1 is a front view of a scrapbook shaped as a purse showing my new design; FIG. 2 is a top view of the invention of FIG. 1; FIG. 3 is a side view from the right of the invention of FIG. 1; FIG. 4 is a bottom view of the invention of FIG. 1; and, FIG. 5 is a rear view of the invention of FIG. 1.

The long and short broken lines and the evenly spaced broken lines showing environment in the drawings are for information purposes only and form no part of the claimed design. The crisscross patterns of lines shown intermittently in the drawings represent material and are understood to be distributed uniformly across the surfaces on which they are intermittently represented.

**1 Claim, 3 Drawing Sheets**



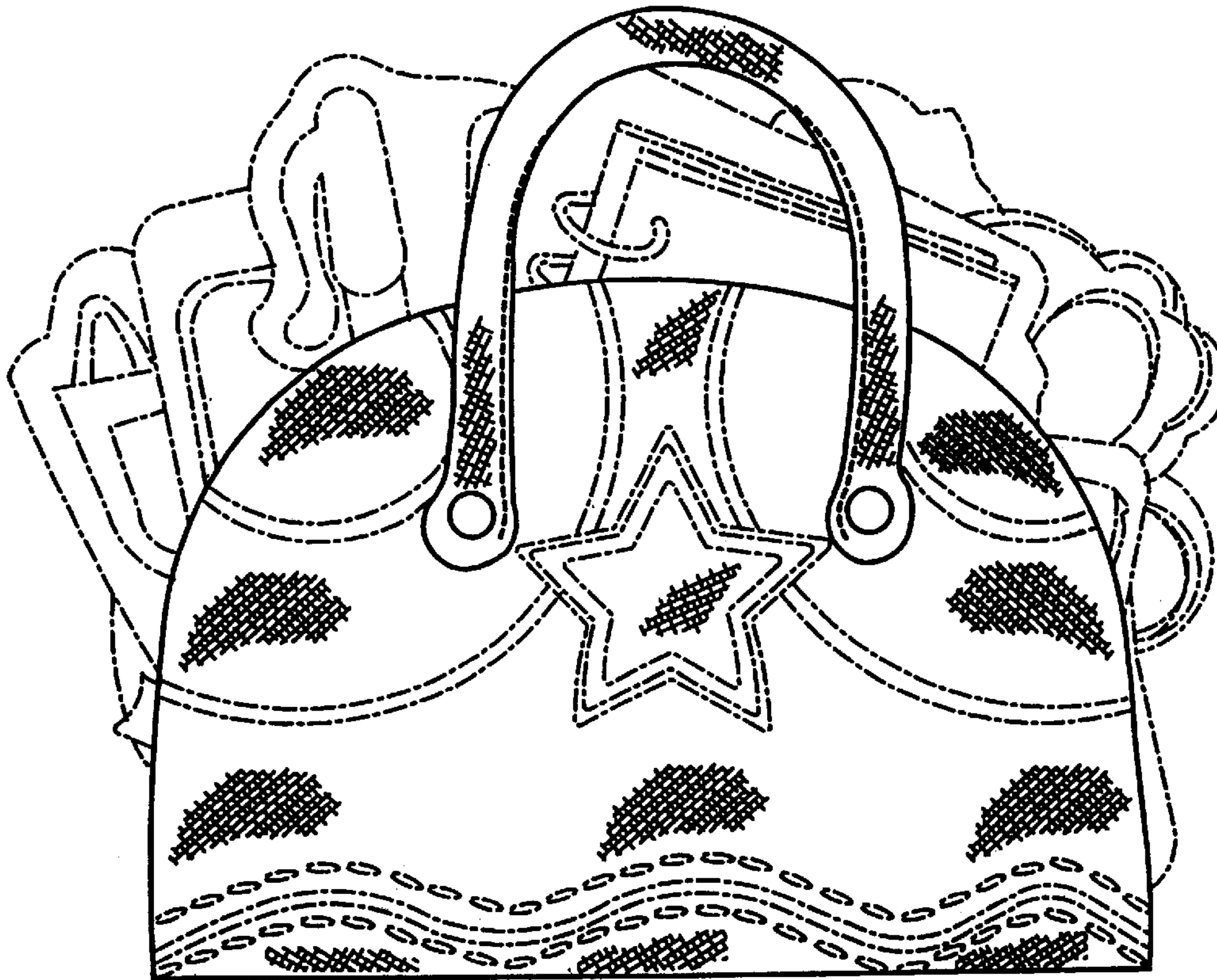


FIG. 1




FIG. 2



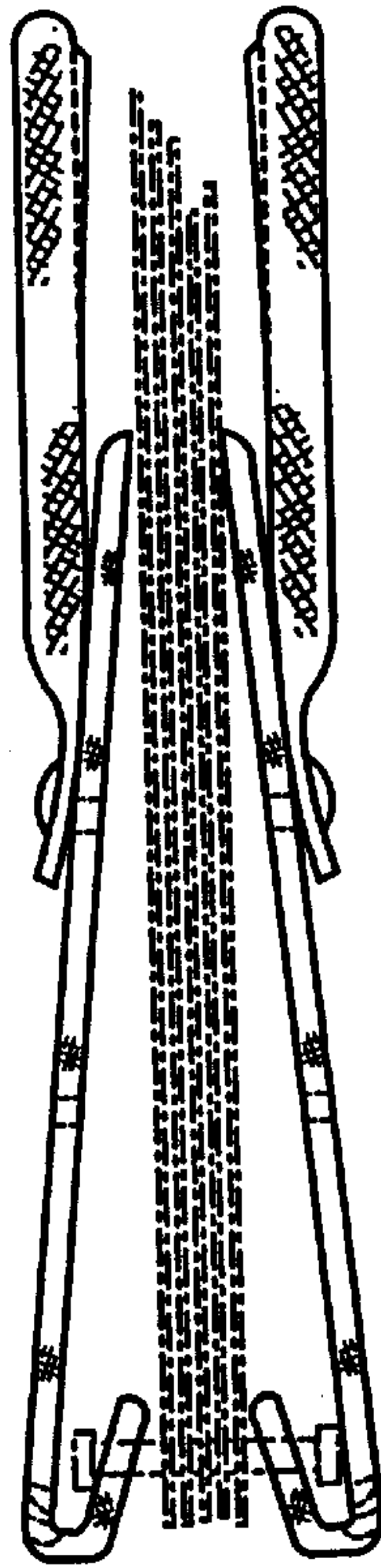


FIG. 3

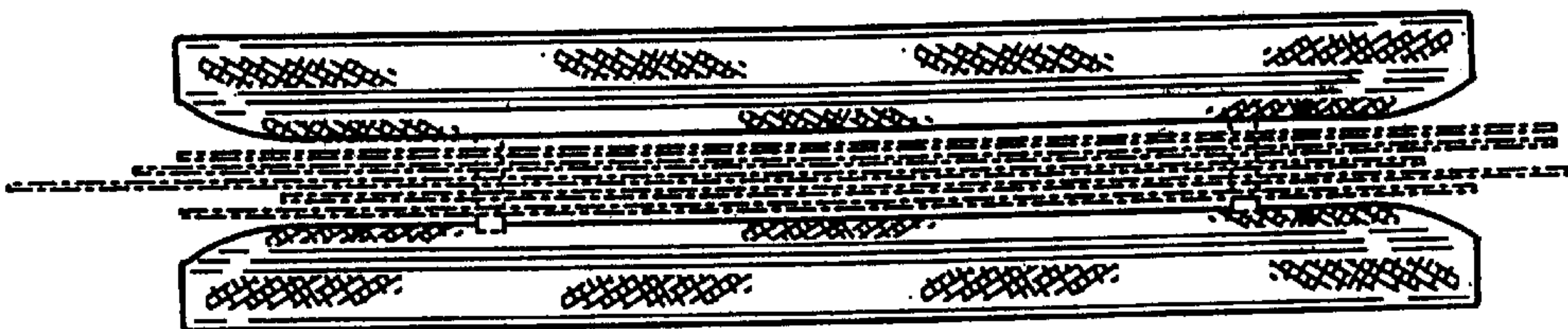


FIG. 4

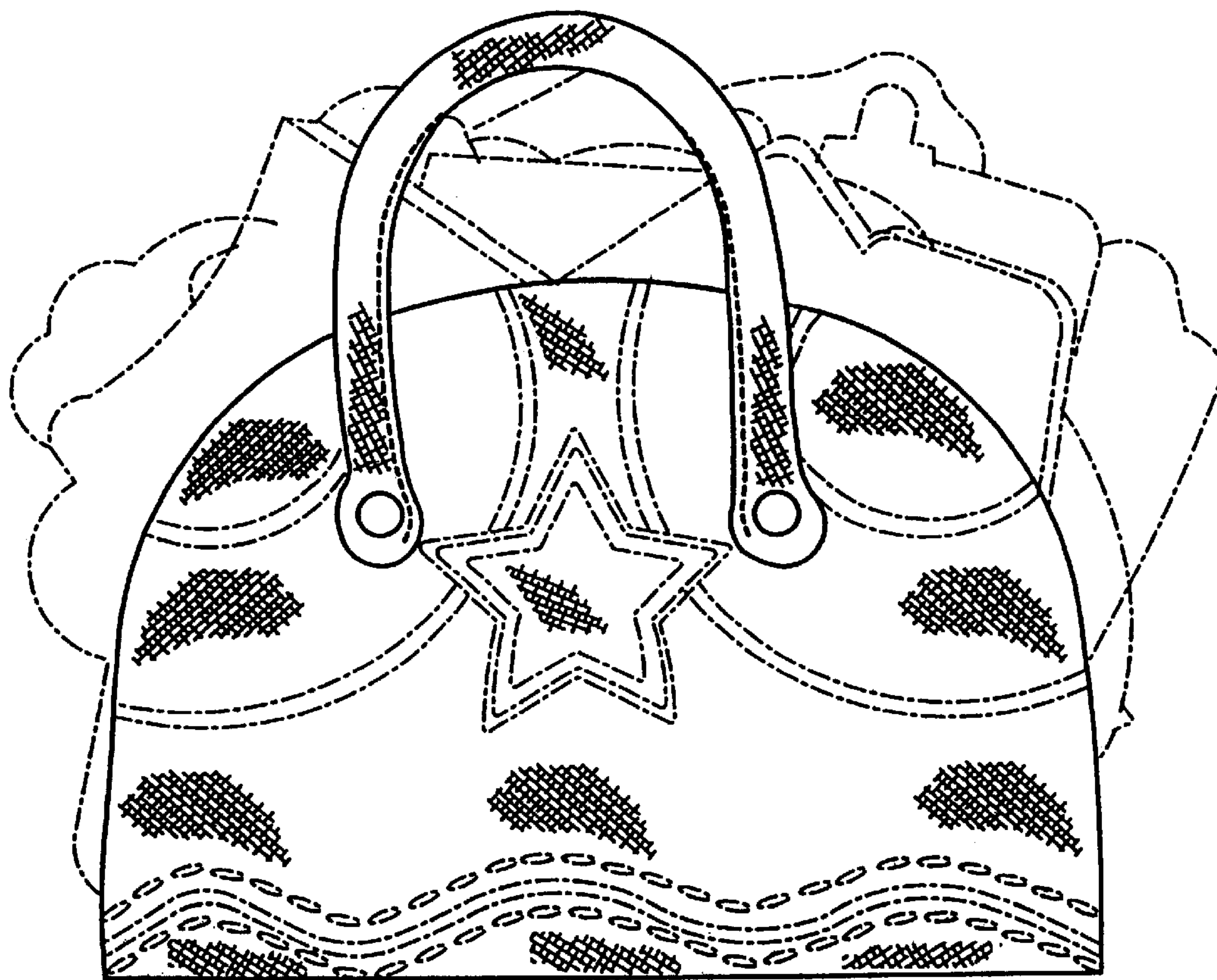


FIG. 5