



US00D526014S

(12) **United States Design Patent** (10) **Patent No.:** **US D526,014 S**
Allard et al. (45) **Date of Patent:** **** Aug. 1, 2006**

(54) **TRANSPARENT CARD WITH AN ANTENNA AND A RECTANGLE**

(75) Inventors: **Lee A. Allard**, Uckfield (GB); **David S. Bonalle**, New Rochelle, NY (US); **Gail A. Francolini**, Fairfield, CT (US); **Ellen Lasch**, New York, NY (US); **Leigh Malnati**, Mountain Lakes, NJ (US); **Sue Mueller**, Phoenix, AZ (US); **Zarita Norcross**, Glendale, AZ (US); **Danielle R. Nulle**, Atlantic Highlands, NJ (US); **Steven Rank**, New York, NY (US); **Lisa Skilling-Belmond**, New York, NY (US); **Lisa Webb**, Darien, CT (US)

(73) Assignee: **American Express Travel Related Services Company, Inc.**, New York, NY (US)

(**) Term: **14 Years**

(21) Appl. No.: **29/217,598**

(22) Filed: **Nov. 18, 2004**

Related U.S. Application Data

(63) Continuation-in-part of application No. 29/206,933, filed on Jun. 3, 2004, now Pat. No. Des. 508,261.

(51) **LOC (8) Cl.** **19-08**

(52) **U.S. Cl.** **D19/9**

(58) **Field of Classification Search** D14/436-438; D19/1, 2, 8-11; D20/22, 27, 40; 40/625, 40/626; 235/380, 382, 449, 487, 492, 493; 257/679; 336/200

See application file for complete search history.

(56) **References Cited**

U.S. PATENT DOCUMENTS

D387,802 S	*	12/1997	Finkelstein et al.	D19/10
6,095,424 A	*	8/2000	Prancz	235/492
6,127,989 A	*	10/2000	Kunz	235/449
D442,629 S	*	5/2001	Webb et al.	D19/9
D447,515 S	*	9/2001	Faenza et al.	D19/9
6,371,378 B1	*	4/2002	Brunet et al.	235/492
6,380,614 B1	*	4/2002	Higuchi et al.	257/679
6,412,702 B1	*	7/2002	Ishikawa et al.	235/492
6,724,103 B1	*	4/2004	Parrault	235/492
2002/0089405 A1	*	7/2002	Jitaru	336/200
2003/0213849 A1	*	11/2003	Luu	235/492
2004/0245347 A1	*	12/2004	Shibamoto et al.	235/492

* cited by examiner

Primary Examiner—Robert A. Delehanty

Assistant Examiner—Mark Cavanna

(74) *Attorney, Agent, or Firm*—Snell & Wilmer L.L.P.

(57) **CLAIM**

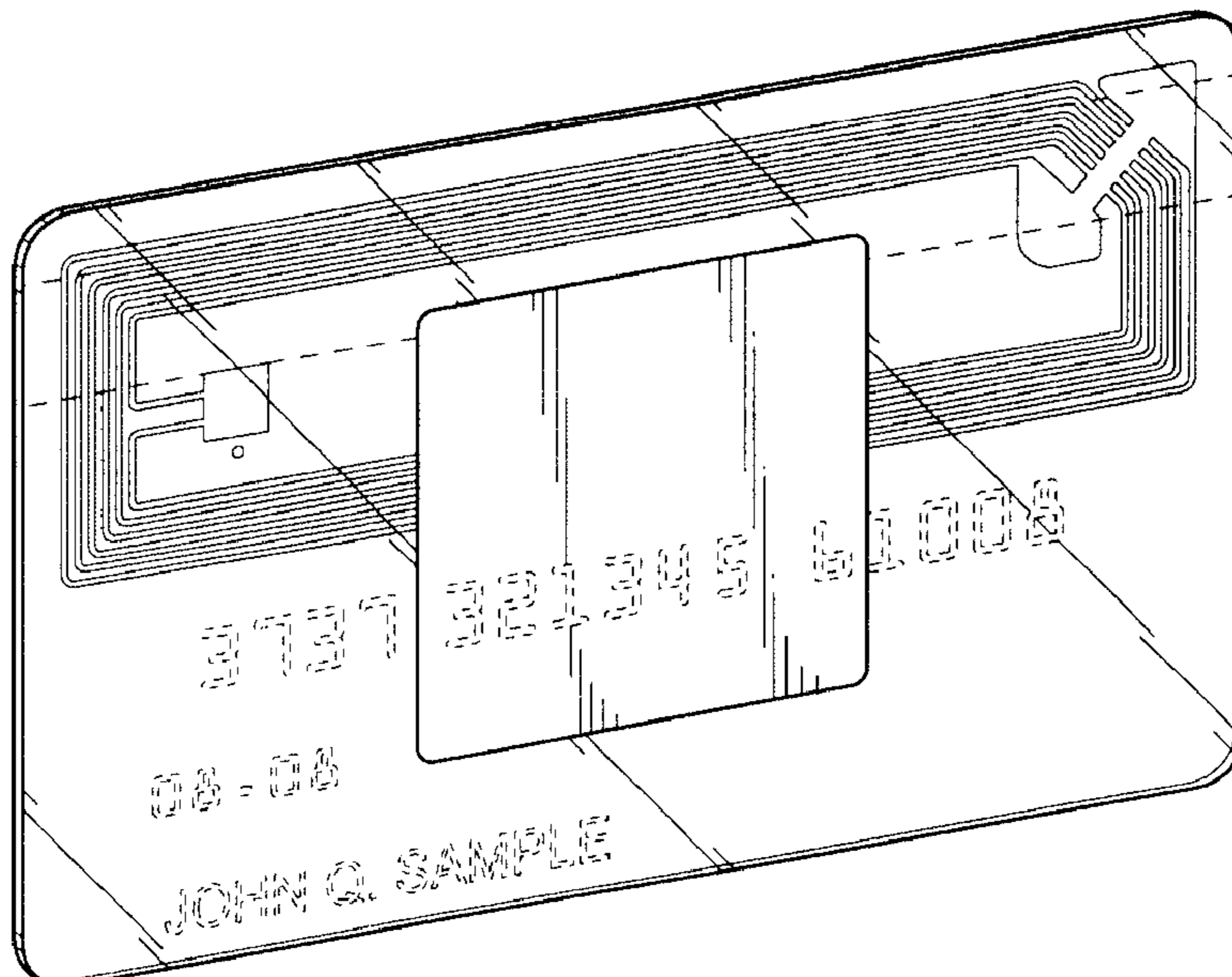
The ornamental design for be transparent card with an antenna and a rectangle, as shown and described.

DESCRIPTION

FIG. 1 is a perspective view of a transparent card with an antenna and a rectangle showing our new design; FIG. 2 is a top plan view of the card of FIG. 1; FIG. 3 is a bottom plan view of the card of FIG. 1; FIG. 4 is a right side elevational view thereof; FIG. 5 is a left side elevational view thereof; FIG. 6 is a front elevational view thereof; and, FIG. 7 is a rear elevational view thereof.

The numerals, indicia and strip depicted by means of broken lines in the drawings are shown for illustrative purposes only and form no part of the claimed design.

1 Claim, 3 Drawing Sheets



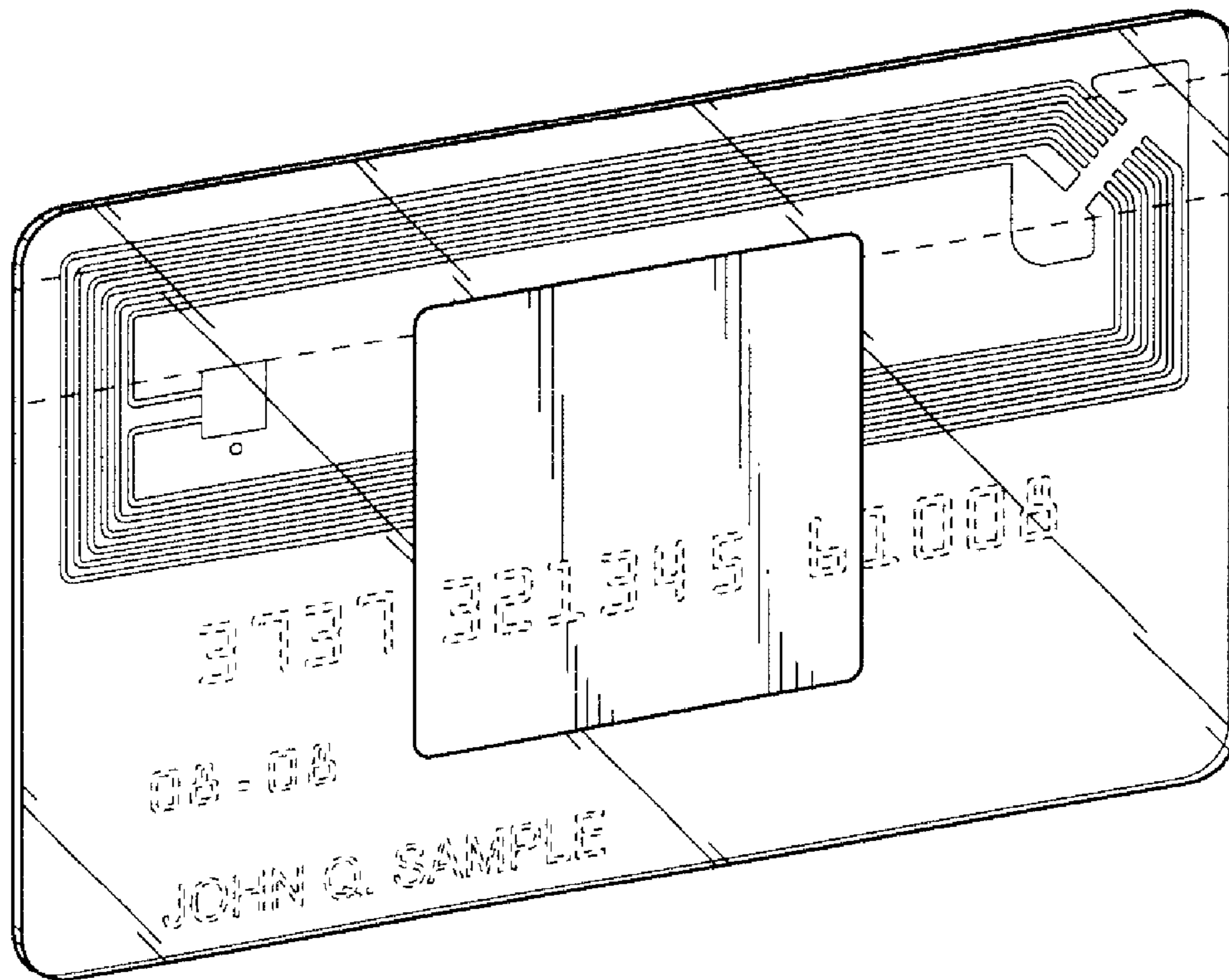


FIG.1

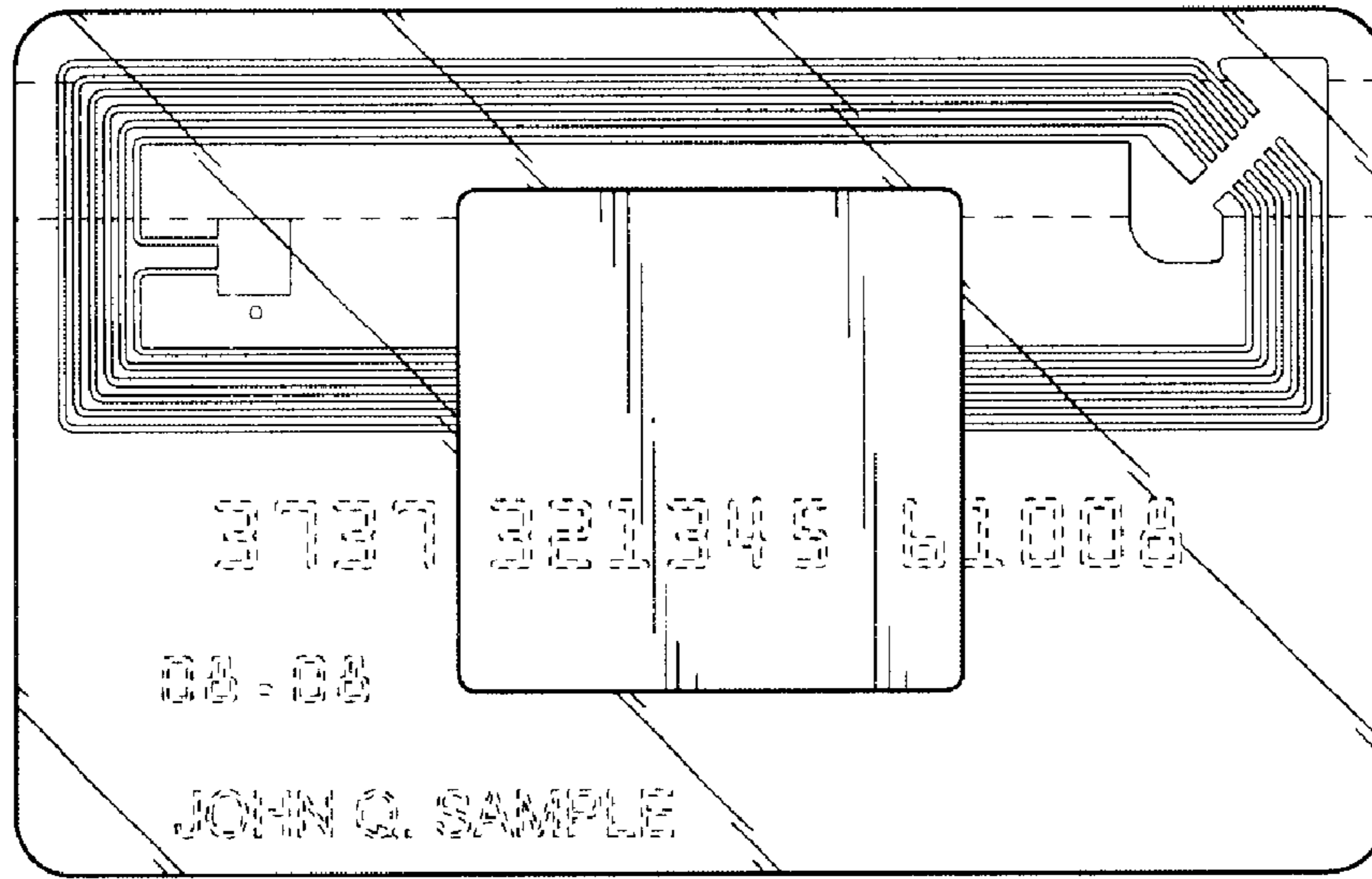


FIG.2

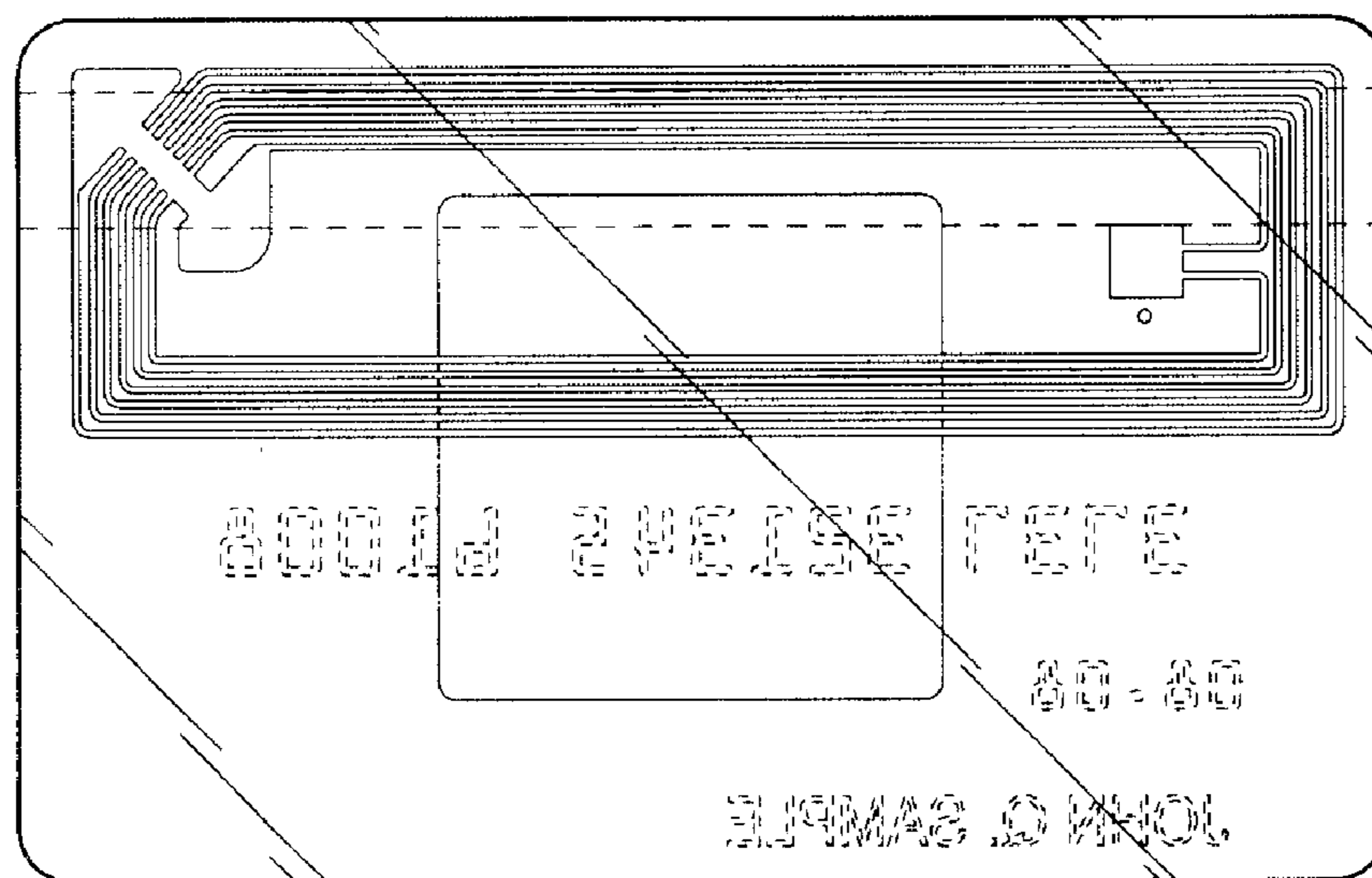


FIG.3



FIG.4



FIG.5



FIG.6




FIG.7

UNITED STATES PATENT AND TRADEMARK OFFICE
CERTIFICATE OF CORRECTION

PATENT NO. : Des. 526,014 S
APPLICATION NO. : 29/217598
DATED : August 1, 2006
INVENTOR(S) : Lee A. Allard et al.

Page 1 of 1

It is certified that error appears in the above-identified patent and that said Letters Patent is hereby corrected as shown below:

On the title page item (57), under claim line 1, should read
-- The ornamental design for a transparent card with an antenna and a rectangle, as shown and described. --

Signed and Sealed this

Third Day of October, 2006

A handwritten signature in black ink on a light gray dotted background. The signature reads "Jon W. Dudas" in a cursive style.

JON W. DUDAS

Director of the United States Patent and Trademark Office