



US00D526005S

(12) **United States Design Patent**
Matsumoto

(10) **Patent No.:** **US D526,005 S**

(45) **Date of Patent:** **** Aug. 1, 2006**

(54) **TAPE PRINTING MACHINE**

(75) Inventor: **Shigeru Matsumoto**, Toyokawa (JP)

(73) Assignee: **Brother Industries, Ltd.**, Nagoya (JP)

(**) Term: **14 Years**

(21) Appl. No.: **29/241,152**

(22) Filed: **Oct. 25, 2005**

(30) **Foreign Application Priority Data**

May 31, 2005 (JP) 2005-015893

(51) **LOC (8) Cl.** **18-99**

(52) **U.S. Cl.** **D18/19**

(58) **Field of Classification Search** D18/50,
D18/51, 19, 35.1, 54, 56, 99, 37, 184, 7;
101/5, 47, 49, 53; 235/375; 346/9-11, 76.1;
D14/399, 339, 346, 392, 463; 119/406-407;
D13/184

See application file for complete search history.

(56) **References Cited**

U.S. PATENT DOCUMENTS

D290,969 S * 7/1987 Sutou et al. D18/56

D308,391 S * 6/1990 Sakaguchi et al. D18/7
D308,532 S * 6/1990 Sakaguchi et al. D18/7
D377,166 S * 1/1997 Jones et al. D14/346
D400,190 S * 10/1998 Mackie et al. D14/399
D442,177 S * 5/2001 Chang et al. D14/392
D472,551 S * 4/2003 Griffin D14/346
D501,499 S * 2/2005 Matsuda D18/7
D505,421 S * 5/2005 Byers et al. D14/346

* cited by examiner

Primary Examiner—Charles A. Rademaker

(74) *Attorney, Agent, or Firm*—Oliff & Berridge


(57) **CLAIM**

The ornamental design for tape printing machine, as shown and described.

DESCRIPTION

FIG. 1 is a perspective view of a tape printing machine;
FIG. 2 is a top view thereof;
FIG. 3 is a front view thereof;
FIG. 4 is a rear view thereof;
FIG. 5 is a left-side view thereof;
FIG. 6 is a right-side view thereof; and,
FIG. 7 is a bottom view thereof.

1 Claim, 5 Drawing Sheets



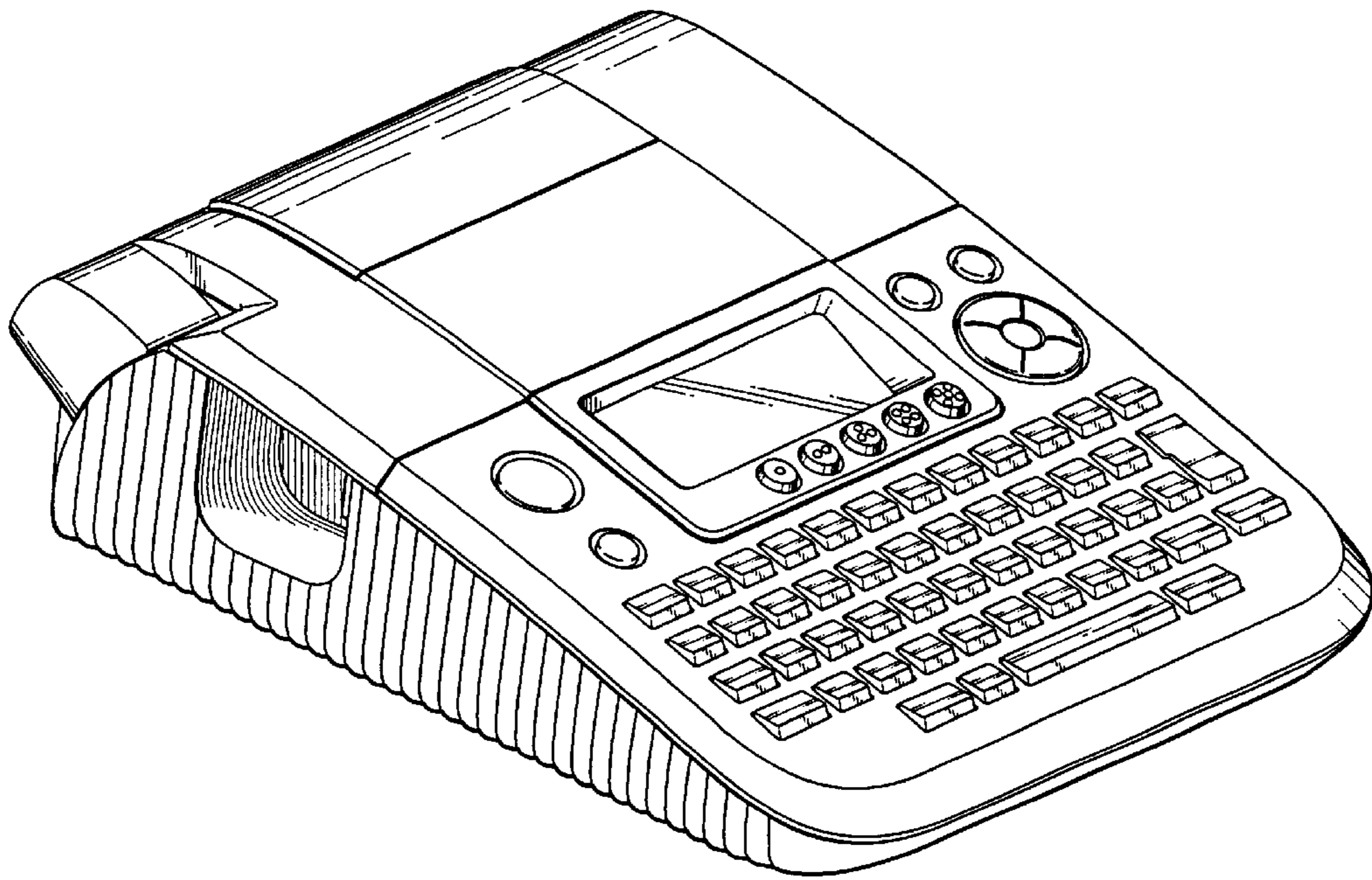


FIG. 1




FIG. 2

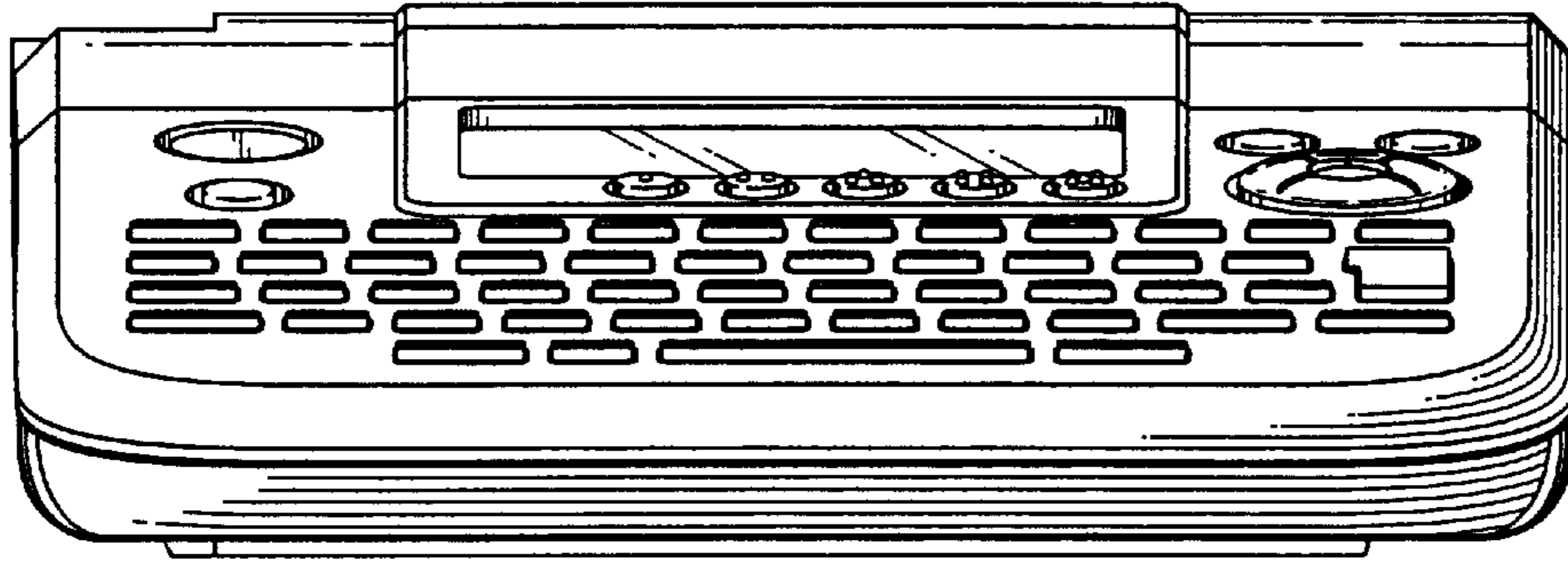


FIG. 3




FIG. 4

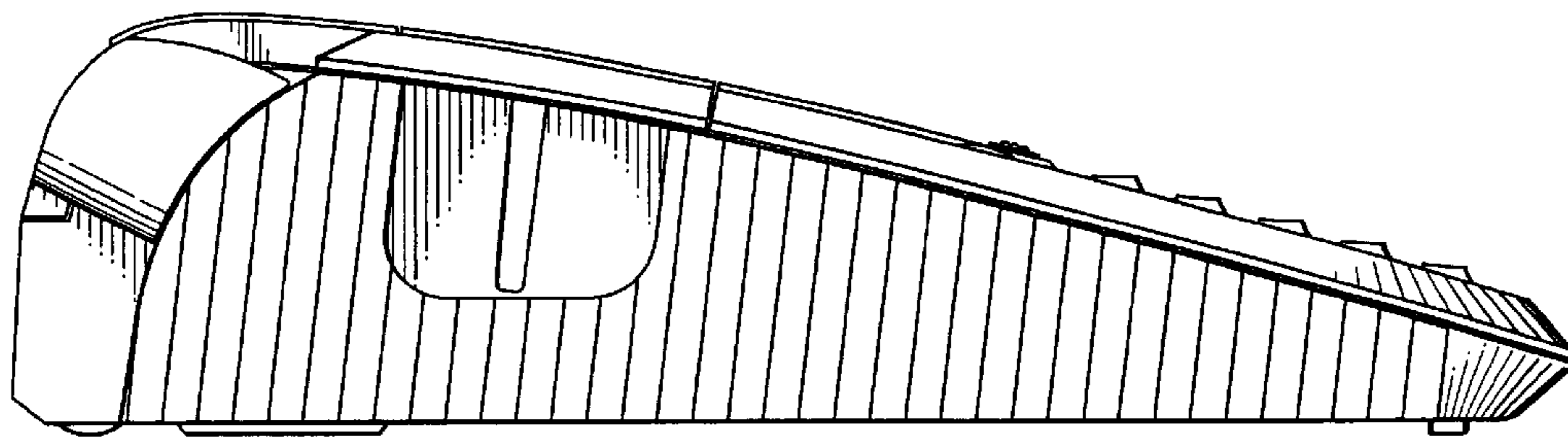


FIG. 5

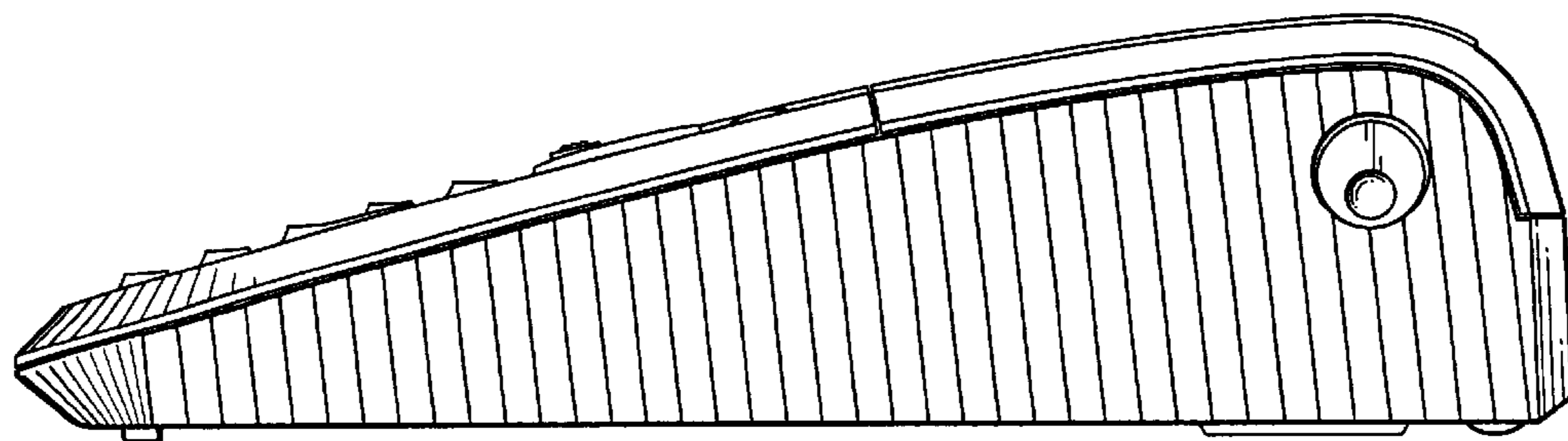


FIG. 6

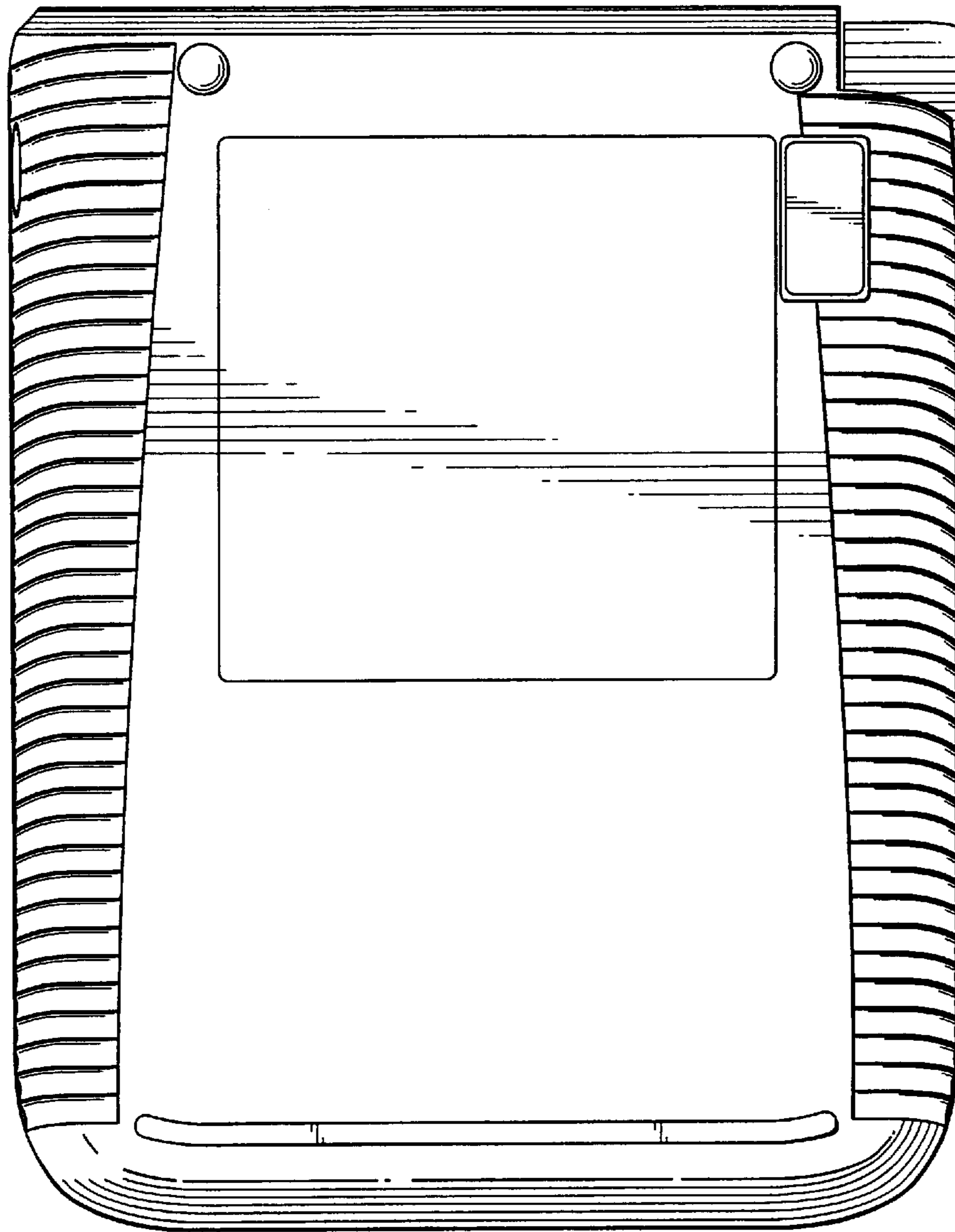


FIG. 7