



US00D526001S

(12) **United States Design Patent**
Scharte

(10) **Patent No.:** **US D526,001 S**

(45) **Date of Patent:** **** Aug. 1, 2006**

(54) **CYMBAL**

(76) **Inventor:** **Norbert Scharte**, Thüler Strasse, 33154
Salzkotten (DE)

(**) **Term:** **14 Years**

(21) **Appl. No.:** **29/199,944**

(22) **Filed:** **Feb. 20, 2004**

(30) **Foreign Application Priority Data**

Aug. 20, 2003 (DE) 403 05 426

(51) **LOC (8) Cl.** **17-04**

(52) **U.S. Cl.** **D17/22**

(58) **Field of Classification Search** D8/305,
D8/310; D12/209, 211; D17/22

See application file for complete search history.

(56) **References Cited**

U.S. PATENT DOCUMENTS

- D351,582 S * 10/1994 Echazabel et al. D12/209
- D376,306 S * 12/1996 Kirschner D8/305
- D378,670 S * 4/1997 Echazabal et al. D12/209
- D460,941 S * 7/2002 Muzzarelli D12/211

OTHER PUBLICATIONS

982chrome, 982 and 4757 Brass plain star; http://buckle-softest.com/law_enforcement_buckles.htm; Feb. 7, 2002.*

* cited by examiner

Primary Examiner—Ian Simmons

Assistant Examiner—Christopher Lee

(74) *Attorney, Agent, or Firm*—Laurence A. Greenberg;
Werner H. Stemer; Ralph E. Locher

(57) **CLAIM**

The ornamental design for a cymbal, as shown and described.

DESCRIPTION

FIG. 1 is a top plan view of a cymbal, showing my new design;


FIG. 2 is a bottom plan view;

FIG. 3 is a front side view;

FIG. 4 is a rear side view; and,

FIG. 5 is a right side view.

1 Claim, 2 Drawing Sheets






FIG. 1




FIG. 2

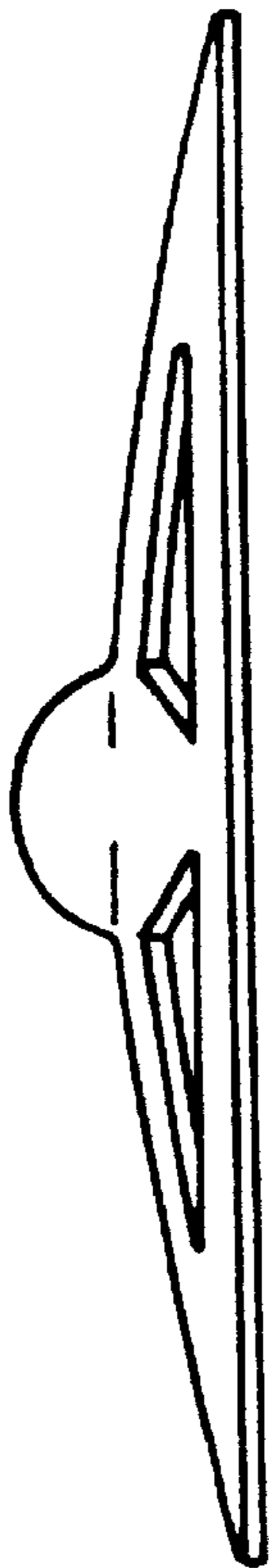


FIG. 4



FIG. 3



FIG. 5