

US00D525978S

(12) **United States Design Patent**
Takiar et al.

(10) **Patent No.:** **US D525,978 S**
(45) **Date of Patent:** **** Aug. 1, 2006**

(54) **MEMORY CARD**

(75) Inventors: **Hem P. Takiar**, Fremont, CA (US);
Michael W. Patterson, Portland, OR
(US)

(73) Assignee: **Sandisk Corporation**, Sunnyvale, CA
(US)

(**) **Term:** **14 Years**

(21) Appl. No.: **29/236,671**

(22) Filed: **Aug. 19, 2005**

Related U.S. Application Data

(60) Division of application No. 29/212,813, filed on Sep. 8, 2004, which is a continuation of application No. 29/194,064, filed on Nov. 19, 2003, which is a continuation-in-part of application No. 29/186,546, filed on Jul. 17, 2003.

(51) **LOC (8) Cl.** **14-02**

(52) **U.S. Cl.** **D14/436**

(58) **Field of Classification Search** D14/432-38;
361/736-7, 686; D13/182, 184; 40/124.01;
235/487-95, 441-3, 375; 283/900, 904; 257/378-9;
174/52.1; 439/135, 140, 76.1; D19/9, 10
See application file for complete search history.

(56) **References Cited**

U.S. PATENT DOCUMENTS

D439,579 S 3/2001 Auclair et al.
D442,598 S 5/2001 Wallace et al.

(Continued)

FOREIGN PATENT DOCUMENTS

JP D1076068 6/2000
JP D1076069 6/2000
JP D1076070 6/2000
JP D1076071 6/2000
JP D1076072 6/2000
JP D1076730 6/2000
JP D1076731 6/2000
JP D1076732 6/2000

JP D1076733 6/2000
JP D1086348 9/2000
JP D1089092 10/2000
JP D1089310 10/2000
JP D1092476 12/2000
JP D1092477 12/2000

(Continued)

OTHER PUBLICATIONS

“SanDisk Introduces the World’s Smallest Removable Flash Card for Mobile Phones—The miniSD Card,” www.sandisk.com/pressrelease/031303_minisd.htm, Nov. 18, 2004.
Photograph of MiniSD, Japanese reference, Mar. 25, 2003.
Photograph of MiniSD Card, Mar. 25, 2003.
Photograph of MultiMedia Card, May 2000.
Photograph of SmartMedia Card, May 2000.
Photograph of SD Card, May 2001.
The MultiMedia Card System Summary, Version 3.2, MMCA Technical Committee, Jan. 2002.

Primary Examiner—M. H. Tung

(74) *Attorney, Agent, or Firm*—Vierra Magen Marcus & DeNiro LLP

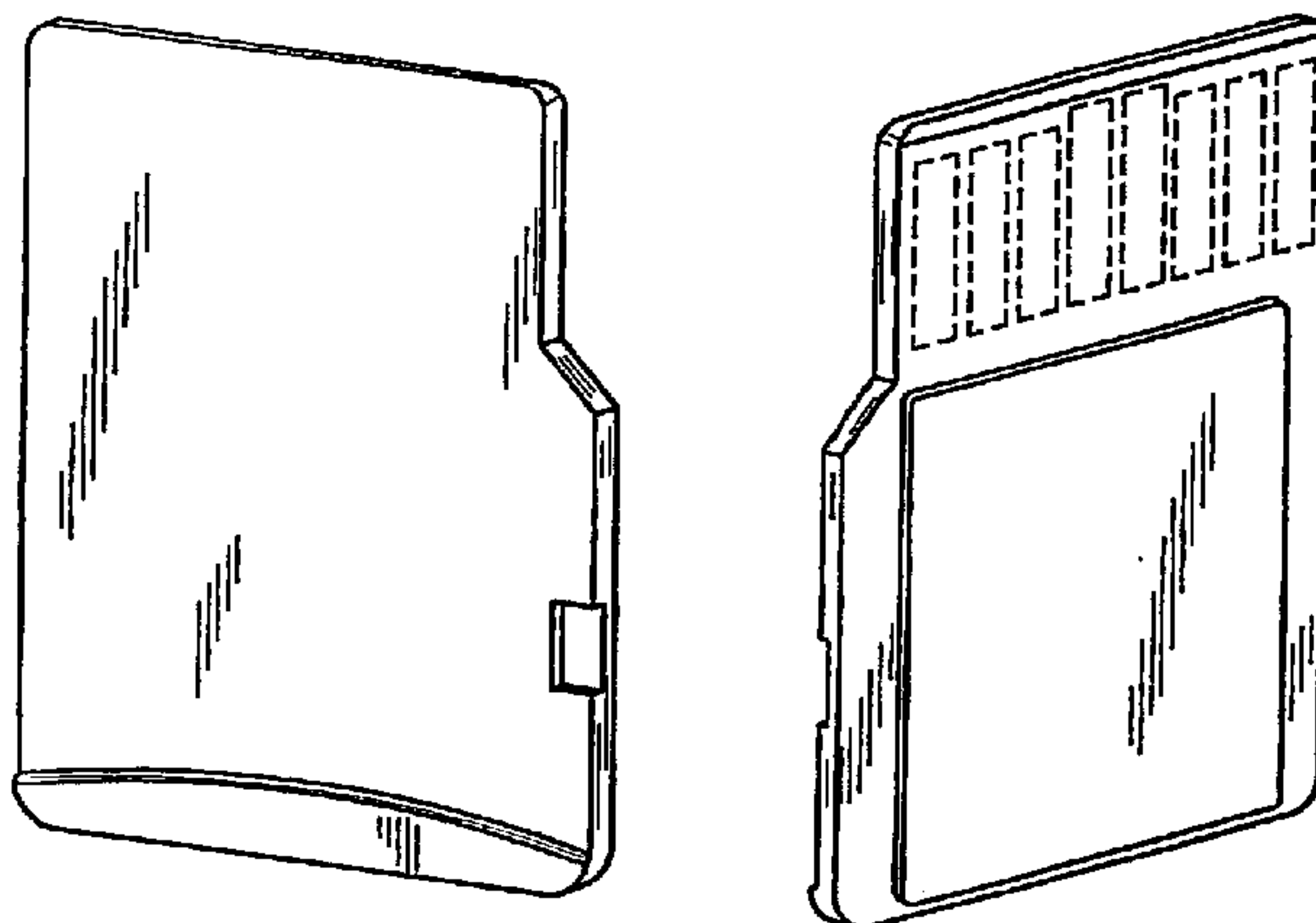
(57) **CLAIM**

The ornamental design for a memory card, as shown and described.

DESCRIPTION

FIG. 1 is a top perspective view of a memory card, on a slightly reduced scale;
FIG. 2 is a bottom perspective view thereof, on a slightly reduced scale;
FIG. 3 is a top view thereof;
FIG. 4 is a bottom view thereof;
FIG. 5 is a first side view thereof;
FIG. 6 is a second side view thereof;
FIG. 7 is a front view thereof; and,
FIG. 8 is a rear view thereof.
The broken line drawings of pins in FIGS. 2 and 4 are for illustrative purposes only and form no part of the claimed design.

1 Claim, 1 Drawing Sheet



US D525,978 S

U.S. PATENT DOCUMENTS

D444,473 S	7/2001	Okamoto et al.	
D445,096 S	7/2001	Wallace	
D445,111 S	7/2001	Okamoto et al.	
D446,525 S	8/2001	Okamoto et al.	
D447,481 S	9/2001	Wallace et al.	
D452,243 S	12/2001	Wallace et al.	
D452,244 S	12/2001	Wallace et al.	
D452,245 S	12/2001	Wallace et al.	
D452,246 S	12/2001	Wallace et al.	
D452,690 S	1/2002	Wallace et al.	
D452,864 S	1/2002	Wallace et al.	
D452,865 S	1/2002	Wallace et al.	
D453,515 S	2/2002	Brewer et al.	
D453,934 S	2/2002	Wallace et al.	
D457,887 S *	5/2002	Kadonaga	D14/436
D459,355 S	6/2002	Shimoda et al.	
6,410,355 B1	6/2002	Wallace	
D460,456 S	7/2002	Shimoda et al.	
D467,586 S	12/2002	Shomoda et al.	
D487,747 S *	3/2004	Yu et al.	D14/436
D488,476 S *	4/2004	Yu et al.	D14/436
D488,477 S *	4/2004	Yu et al.	D14/436
D492,688 S *	7/2004	Wallace et al.	D14/437

FOREIGN PATENT DOCUMENTS

JP	D1092478	12/2000
JP	D1098466	1/2001
JP	D1100574	2/2001
JP	D1111788	6/2001
JP	D1115151	7/2001

JP	D1126565	11/2001
JP	D1140248	4/2002
JP	D1140249	4/2002
JP	D1155269	10/2002
JP	D1174469	6/2003
JP	D1175213	6/2003
JP	D1177525	6/2003
JP	D1177757	6/2003
JP	D1186655	10/2003
JP	D1186656	10/2003
JP	D1187137	10/2003
JP	D1200591	3/2004
JP	D1200593	3/2004
JP	D1200640	3/2004
JP	D1210422	6/2004
JP	D1210467	6/2004
JP	D1210509	6/2004
JP	D1210842	7/2004
JP	D1210843	7/2004
JP	D1210844	7/2004
JP	D1210917	7/2004
JP	D1210918	7/2004
JP	D1211213	7/2004
JP	D1211215	7/2004
JP	D1211372	7/2004
JP	D1212214	7/2004
JP	D1212647	7/2004
JP	D1212850	7/2004
JP	D1212851	7/2004

* cited by examiner

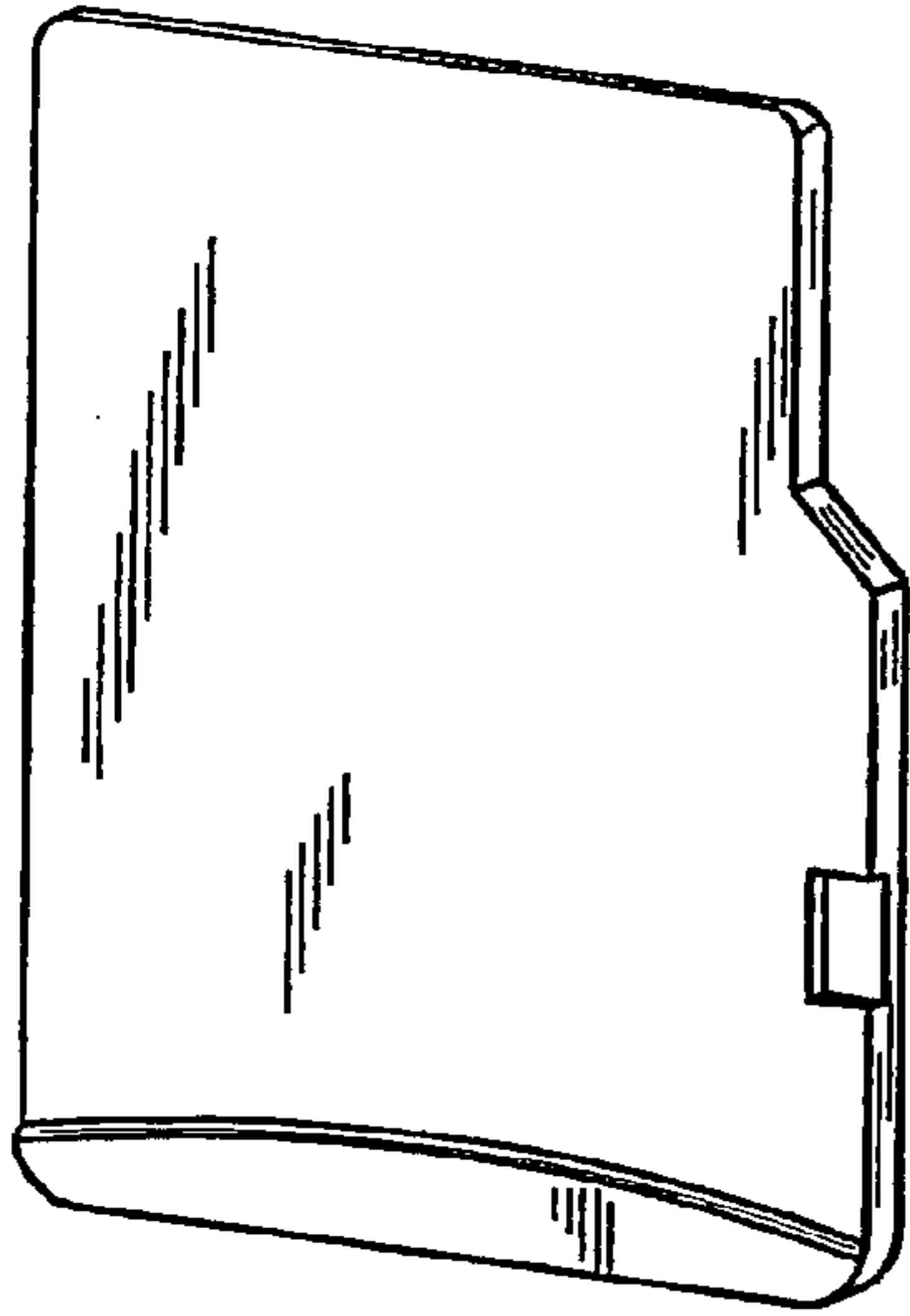


FIG. 1

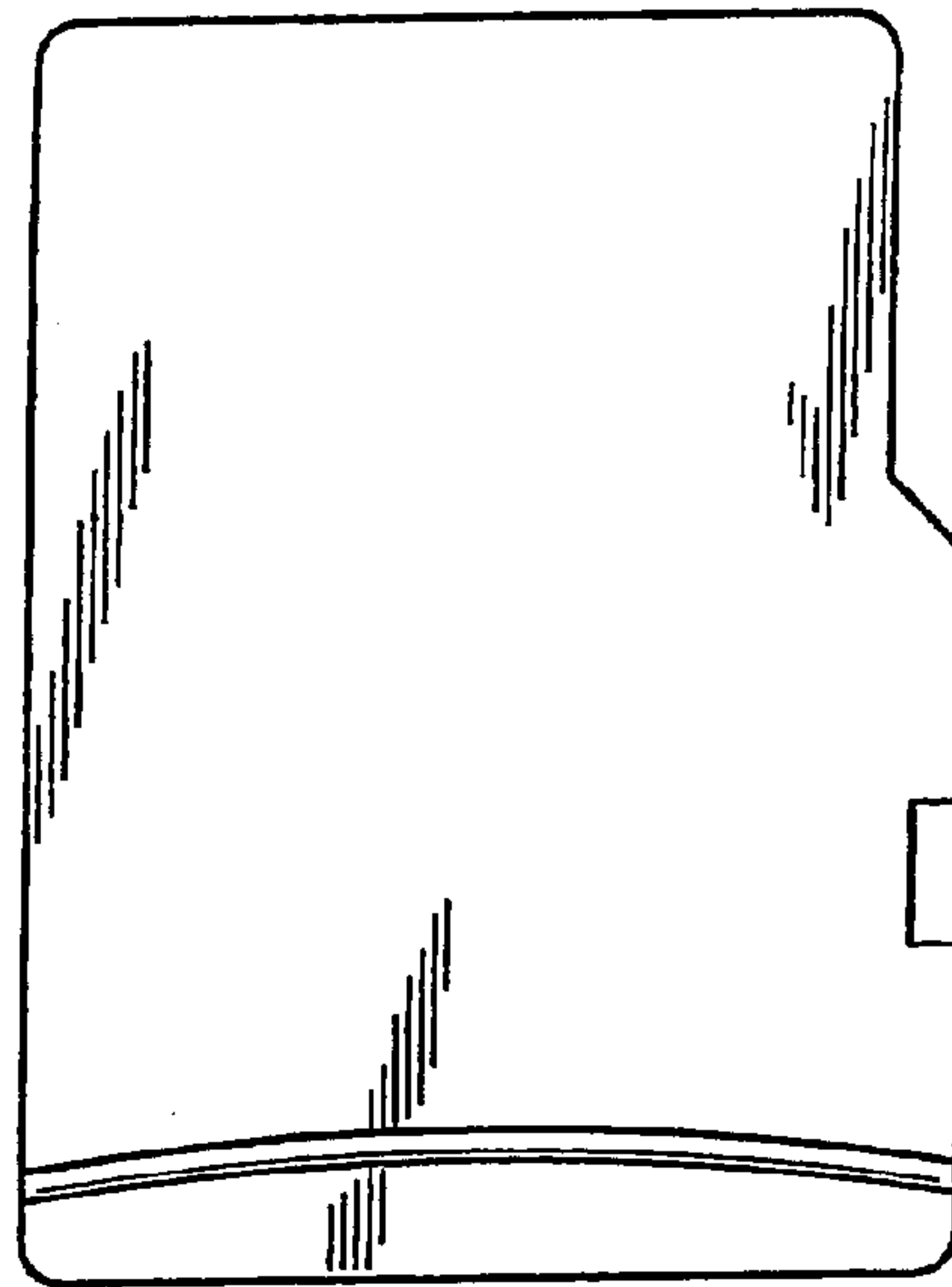


FIG. 3



FIG. 6




FIG. 8




FIG. 7

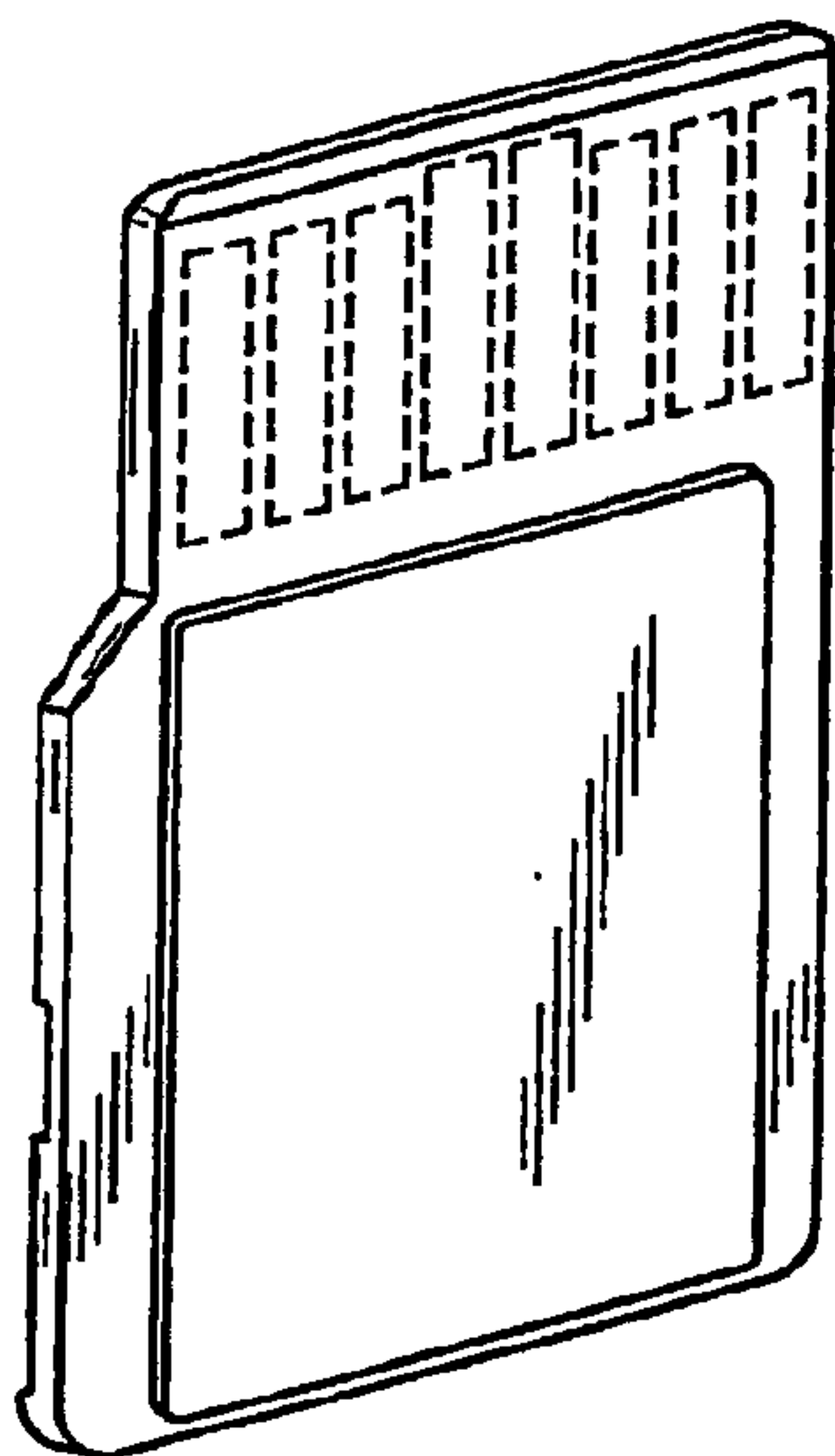


FIG. 2

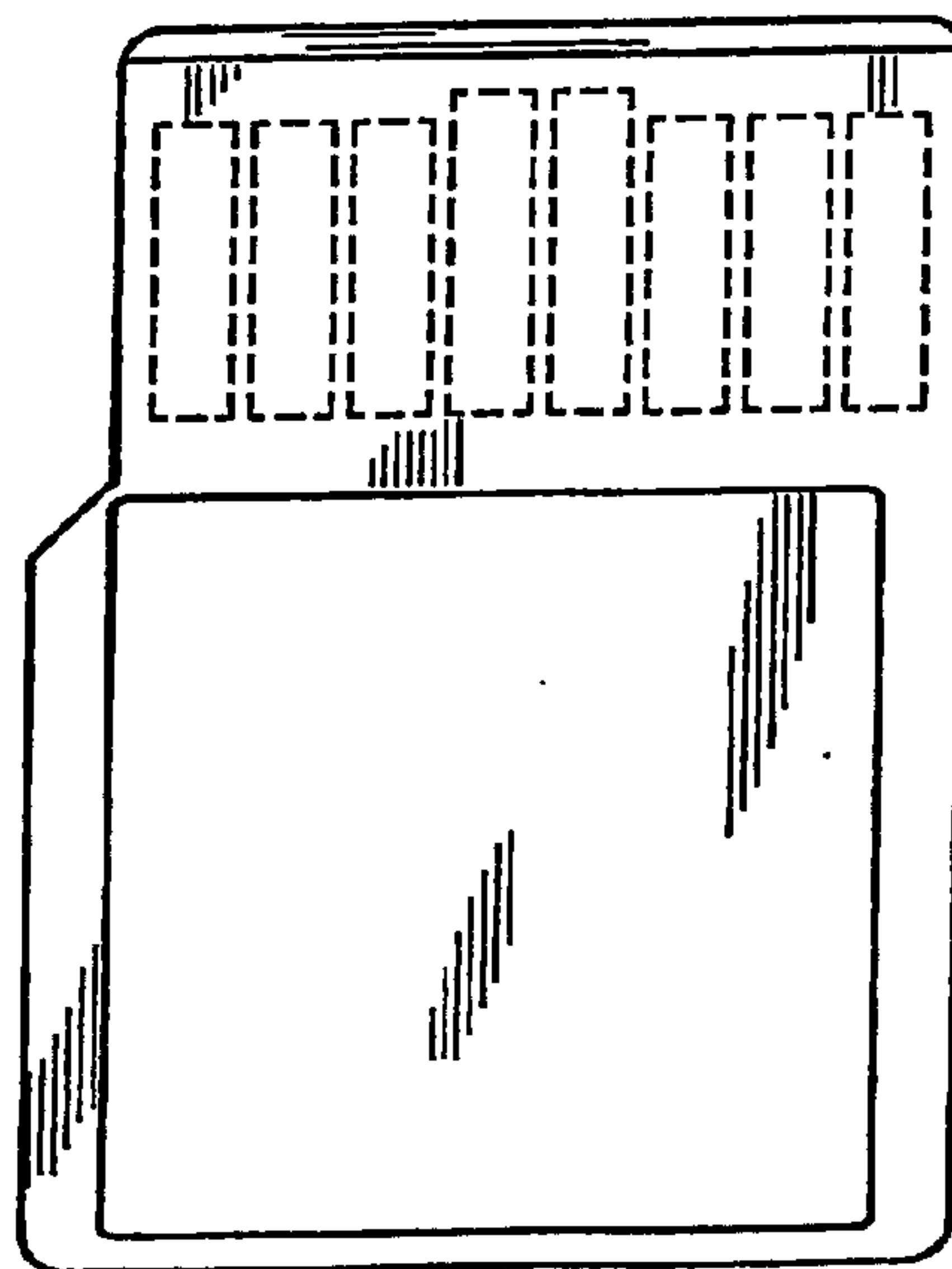


FIG. 4



FIG. 5