



US00D525970S

(12) **United States Design Patent**  
**Rak et al.**

(10) **Patent No.:** **US D525,970 S**

(45) **Date of Patent:** **\*\* Aug. 1, 2006**

(54) **HANDHELD ELECTRONIC DEVICE**

(75) Inventors: **Roman P. Rak**, Waterloo (CA); **Frank Tyneski**, Kitchener (CA)

(73) Assignee: **Research in Motion Limited**, Waterloo (CA)

(\*\*) Term: **14 Years**

(21) Appl. No.: **29/228,919**

(22) Filed: **Apr. 29, 2005**

(51) **LOC (8) Cl.** ..... **14-02**

(52) **U.S. Cl.** ..... **D14/346**

(58) **Field of Classification Search** ..... D14/341-346,  
D14/138, 374; D18/1, 2, 7, 11; 235/145 A,  
235/145 R; 341/22, 23; 345/156, 168, 169,  
345/172, 173; 349/12; 361/680-686; 178/18.03;  
400/486; D21/329

See application file for complete search history.

(56) **References Cited**

**U.S. PATENT DOCUMENTS**

D453,158 S \* 1/2002 Chen ..... D14/374  
D479,233 S \* 9/2003 Griffin ..... D14/346

D490,119 S \* 5/2004 Griffin et al. .... D21/329  
D492,305 S \* 6/2004 Choi et al. .... D14/346  
2003/0107555 A1 \* 6/2003 Williams ..... 345/169  
2004/0165924 A1 \* 8/2004 Griffin ..... 400/486

\* cited by examiner

*Primary Examiner*—Freda S. Nunn

(74) *Attorney, Agent, or Firm*—Brij K. Agarwal; Eckert Seamans Cherin & Mellot, LLC

(57) **CLAIM**

The ornamental design for a handheld electronic device, as shown and described.

**DESCRIPTION**

FIG. 1 is a perspective view of a handheld electronic device depicting our new design;

FIG. 2 is another perspective view thereof;

FIG. 3 is a front elevational view thereof;

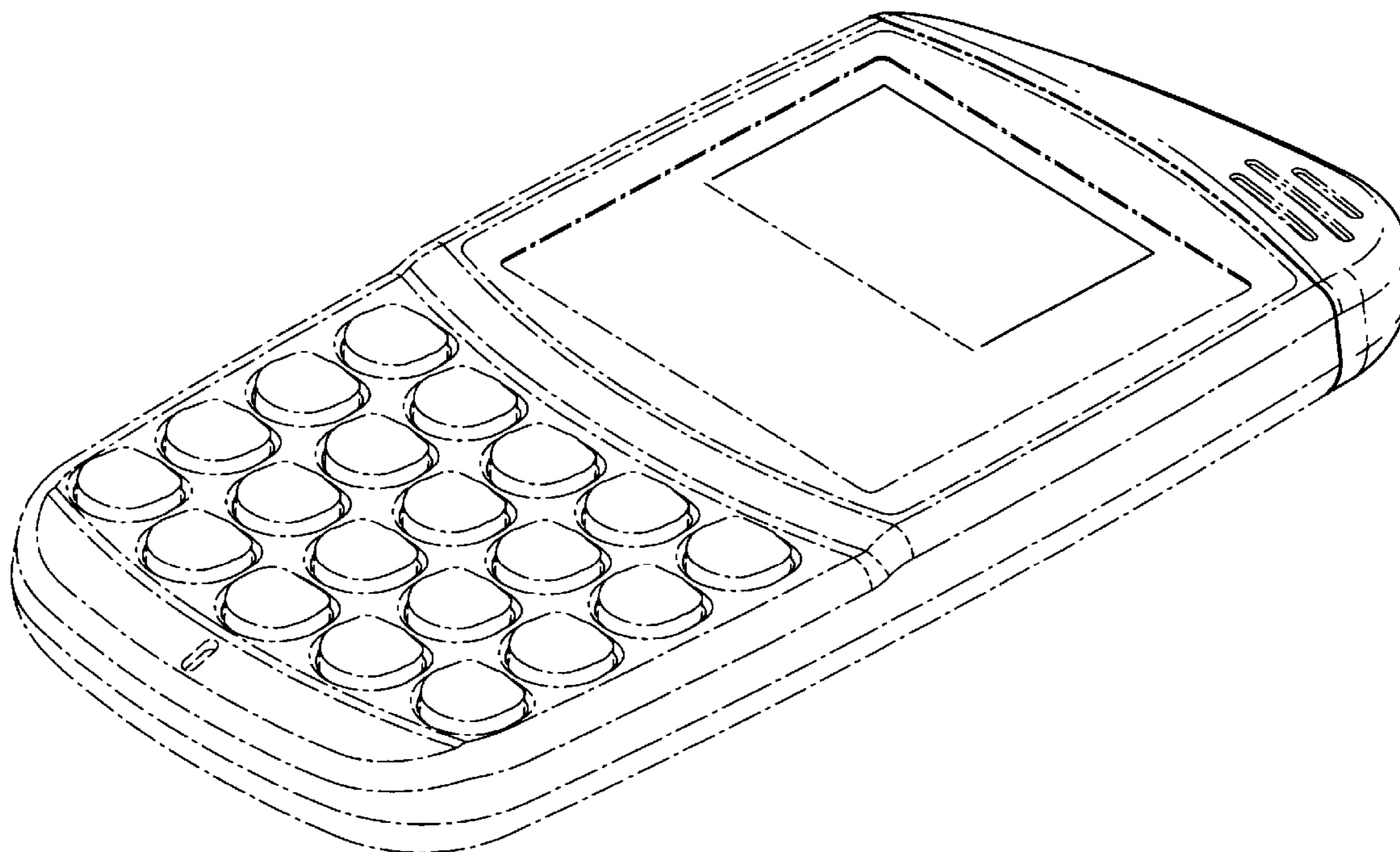
FIG. 4 is a left side elevational view thereof;

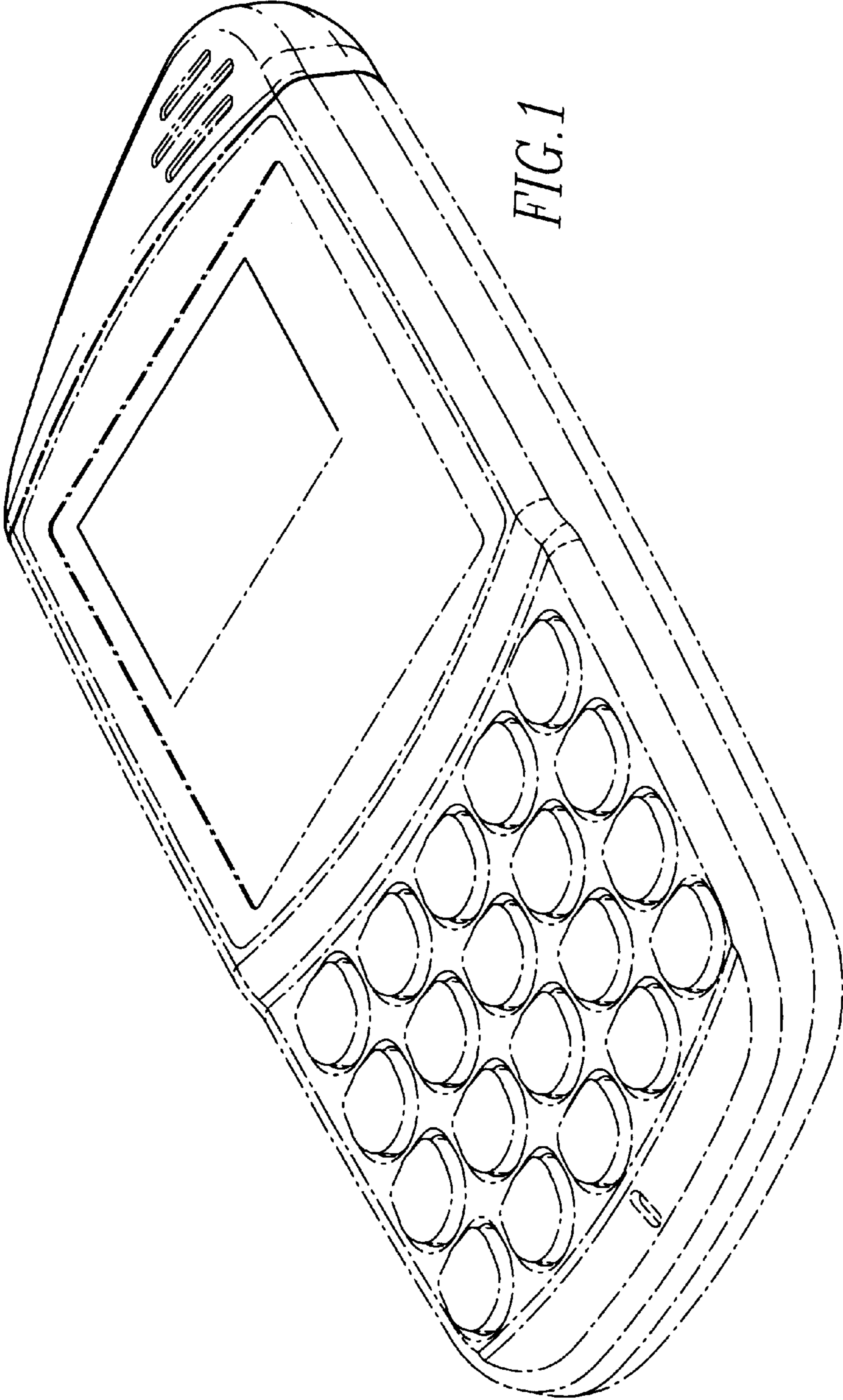
FIG. 5 is a right side elevational view thereof; and,

FIG. 6 is a top plan view thereof.

The broken lines shown in the drawings are for illustrative purposes only and form no part of the claimed design.

**1 Claim, 5 Drawing Sheets**





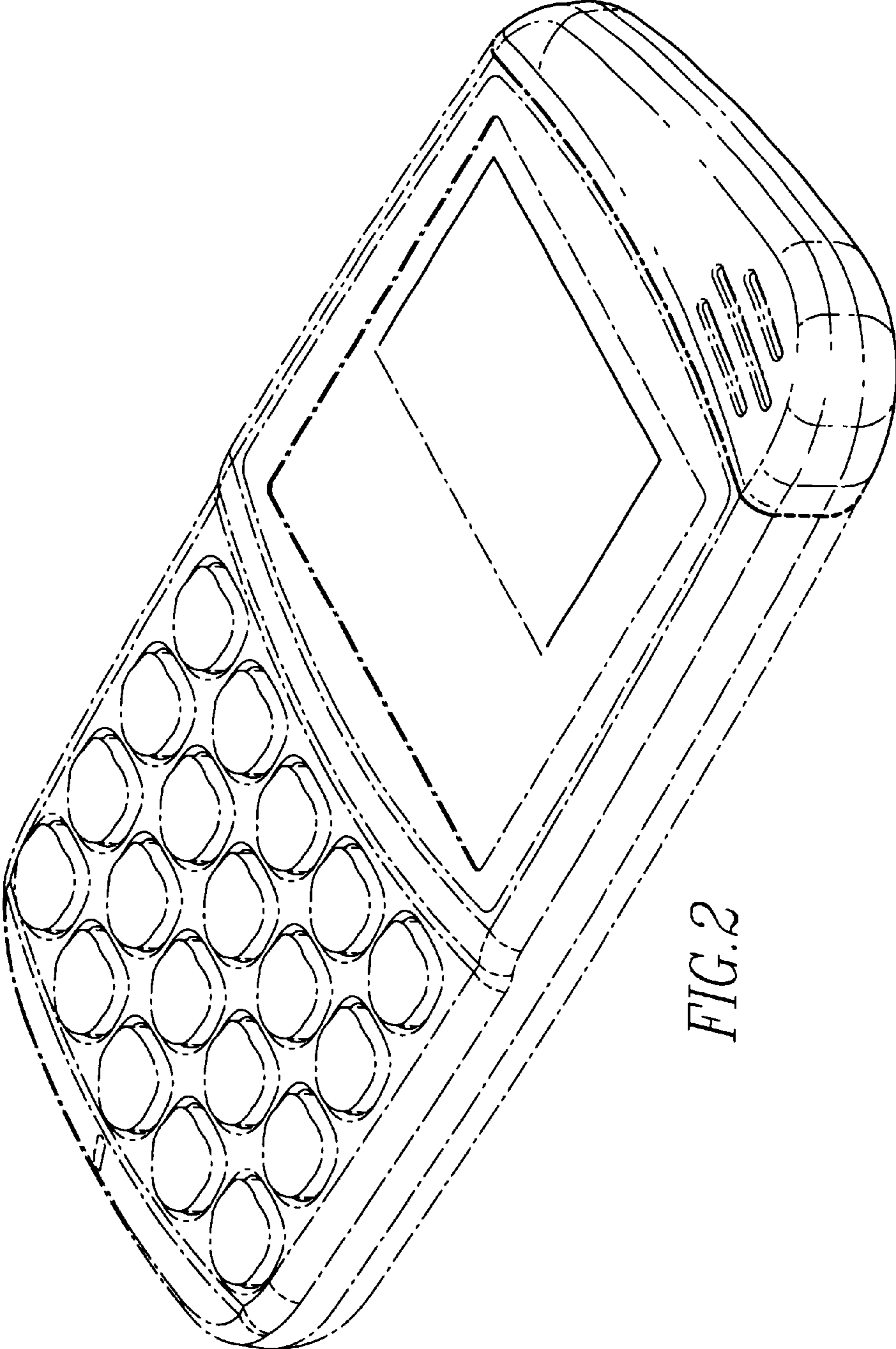


FIG. 2



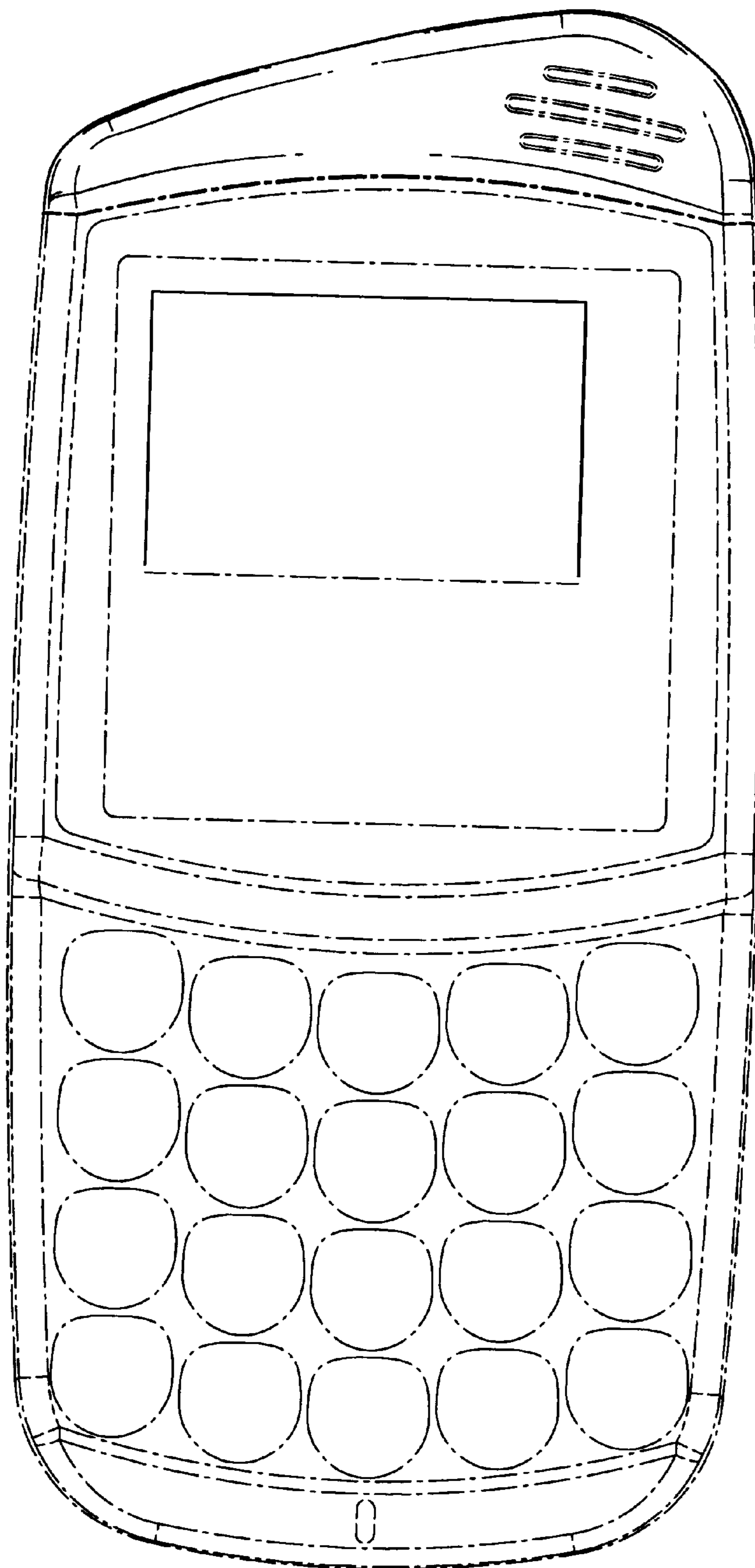

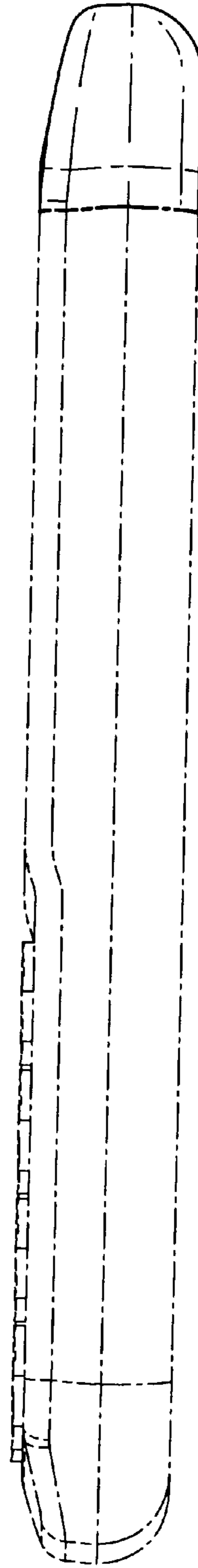



FIG. 3



*FIG. 4*



*FIG. 5*



*FIG. 6*