

US00D525966S

(12) **United States Design Patent** (10) **Patent No.:** **US D525,966 S**  
**Cook** (45) **Date of Patent:** **\*\* Aug. 1, 2006**

(54) **SPEAKER**  
(75) Inventor: **John C. Cook**, Ventura, CA (US)  
(73) Assignee: **QSC Audio Products, Inc.**, Costa Mesa, CA (US)  
(\*\*) Term: **14 Years**  
(21) Appl. No.: **29/222,201**  
(22) Filed: **Jan. 25, 2005**

5,704,578 A 1/1998 Fischer  
5,714,723 A \* 2/1998 Kang ..... 181/199  
5,730,409 A \* 3/1998 Baron et al. .... 248/292.12  
D400,883 S \* 11/1998 Jung ..... D14/214  
5,852,545 A 12/1998 Pan-Ratzlaff  
D421,609 S \* 3/2000 Warren ..... D14/214  
6,151,206 A 11/2000 Kato et al.  
6,257,903 B1 7/2001 Hughson et al.  
D467,899 S \* 12/2002 Harris et al. .... D14/214  
D468,290 S 1/2003 Narita  
D471,894 S \* 3/2003 Oikawa ..... D14/214  
D480,708 S \* 10/2003 Bothe ..... D14/214  
D498,745 S \* 11/2004 Sayler et al. .... D14/214

**Related U.S. Application Data**

(62) Division of application No. 29/203,592, filed on Apr. 15, 2004, now Pat. No. Des. 501,198, which is a division of application No. 29/185,028, filed on Jun. 19, 2003, now Pat. No. Des. 491,553.  
(51) **LOC (8) Cl.** ..... **14-01**  
(52) **U.S. Cl.** ..... **D14/214**  
(58) **Field of Classification Search** ..... D14/204, D14/207, 209–216, 356; 181/143–144, 147–148, 181/150, 157, 198–199, 151, 153; 381/300–302, 381/306, 333, 345, 361–364, 386–388; 248/292.12  
See application file for complete search history.

**FOREIGN PATENT DOCUMENTS**

WO WO 03/079720 A1 9/2003

\* cited by examiner

*Primary Examiner*—Nanda Bondade  
(74) *Attorney, Agent, or Firm*—Perkins Coie, LLP

(57) **CLAIM**

The ornamental design for the speaker, as shown and described.

**DESCRIPTION**

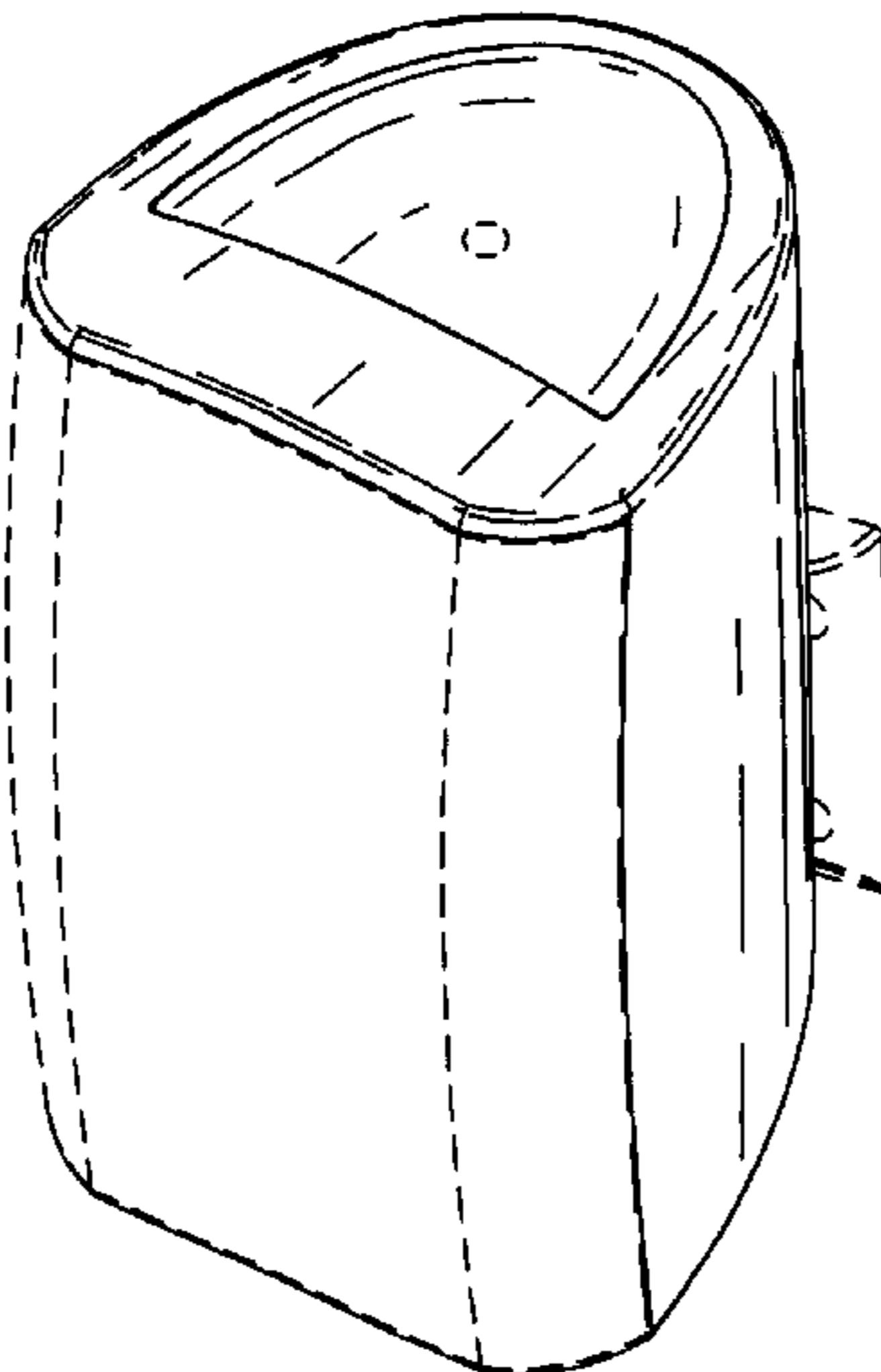
FIG. 1 is a front perspective view of a speaker showing my new design;  
FIG. 2 is a front elevational view thereof;  
FIG. 3 is a rear elevational view thereof;  
FIG. 4 is a left side elevational view thereof, the right side elevational view being a mirror image thereof;  
FIG. 5 is a top plan thereof; and,  
FIG. 6 is bottom plan view thereof.  
The broken line showing in the drawing disclosure is for illustrative purposes only and forms no part of the claimed design.

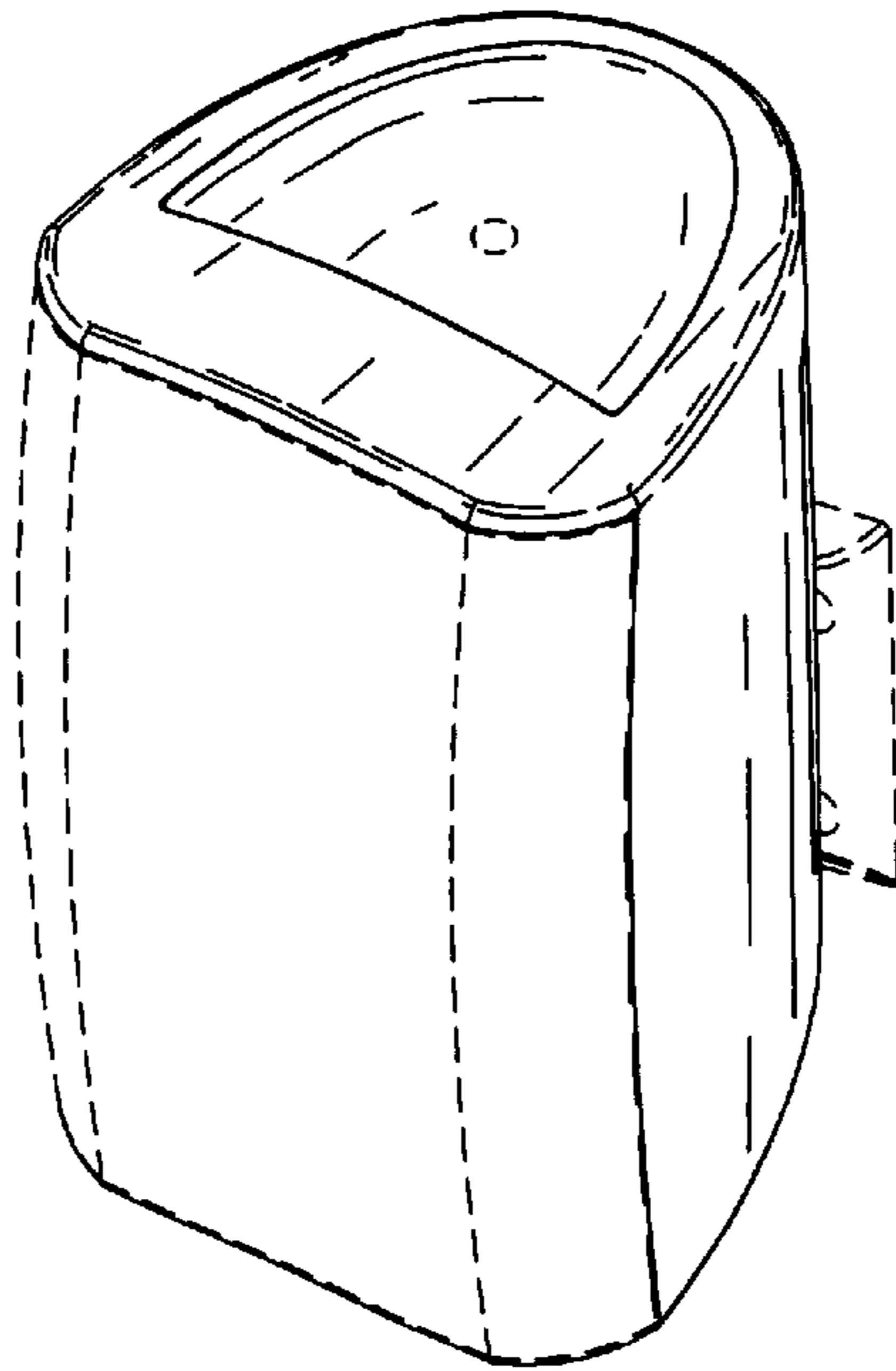
(56) **References Cited**

**U.S. PATENT DOCUMENTS**


764,744 A 7/1904 Sargeant  
894,116 A 7/1908 Choate  
3,575,370 A 4/1971 Morris et al.  
3,911,221 A 10/1975 Wong  
4,074,883 A 2/1978 Daly et al.  
4,507,010 A 3/1985 Fujiya  
4,582,446 A 4/1986 Salice  
4,778,134 A 10/1988 Struthers et al.  
4,928,914 A 5/1990 Snodell  
5,201,896 A 4/1993 Kruszewski  
5,251,859 A 10/1993 Cyrell et al.

**1 Claim, 2 Drawing Sheets**

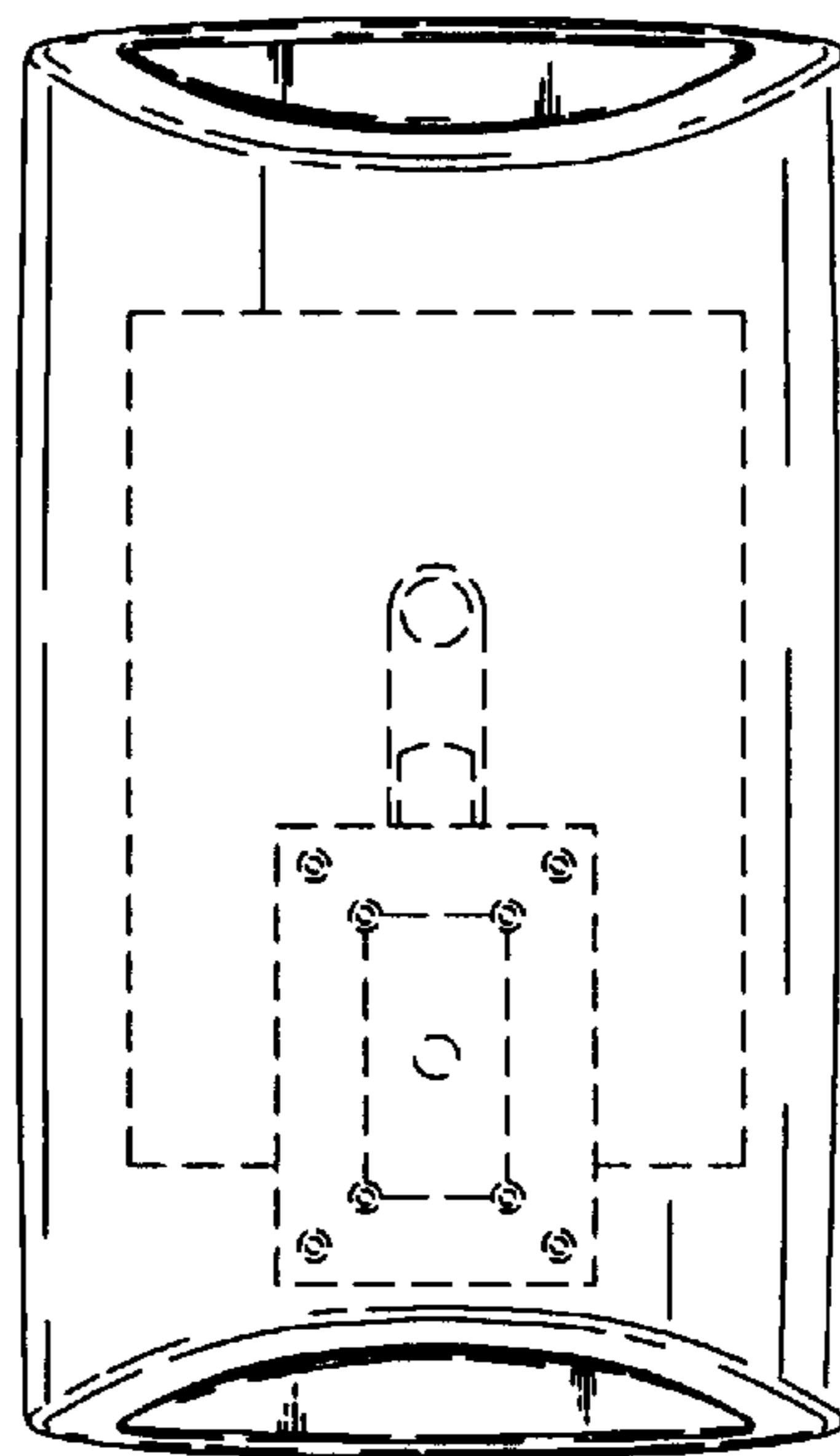




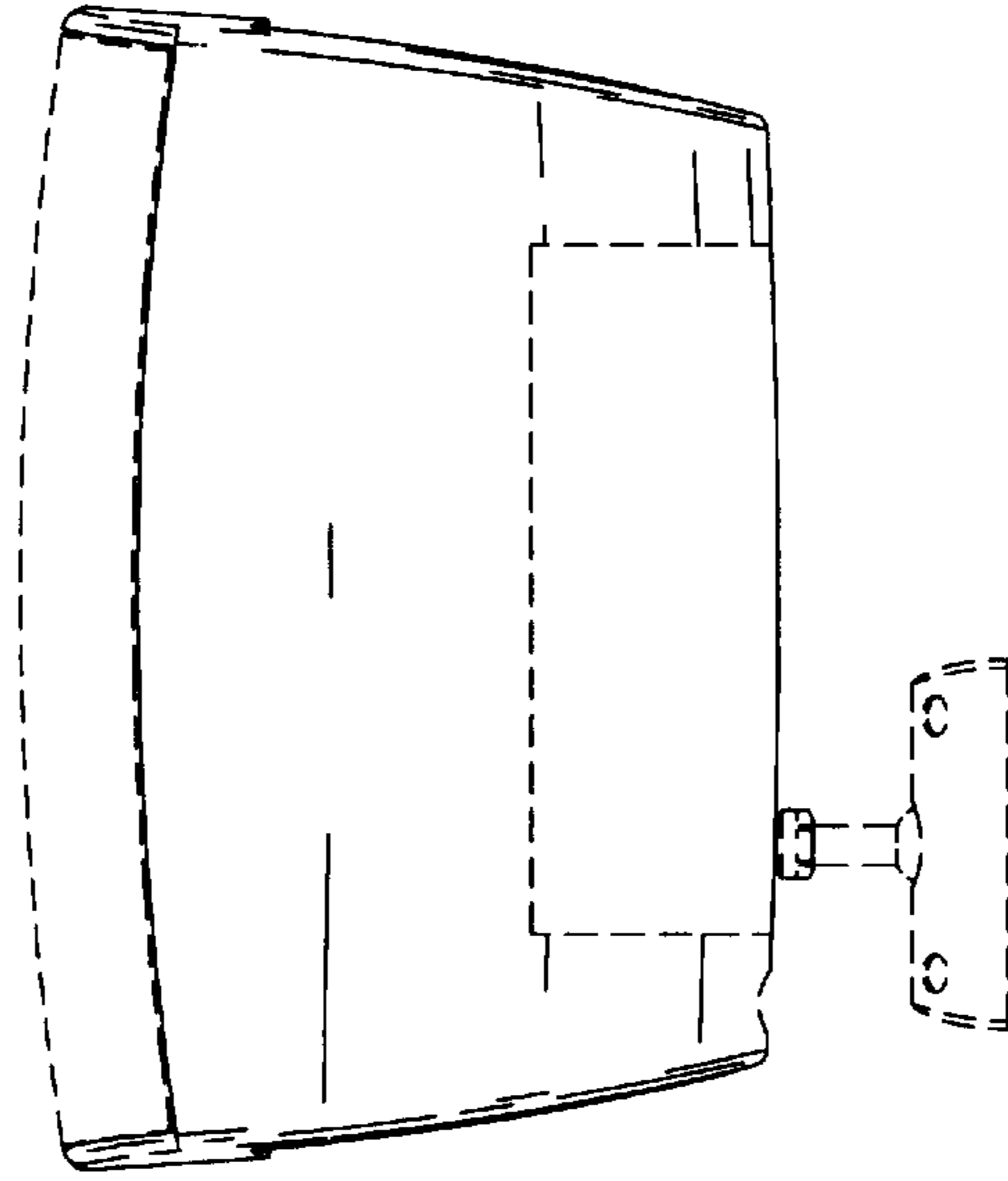
*Fig. 1*



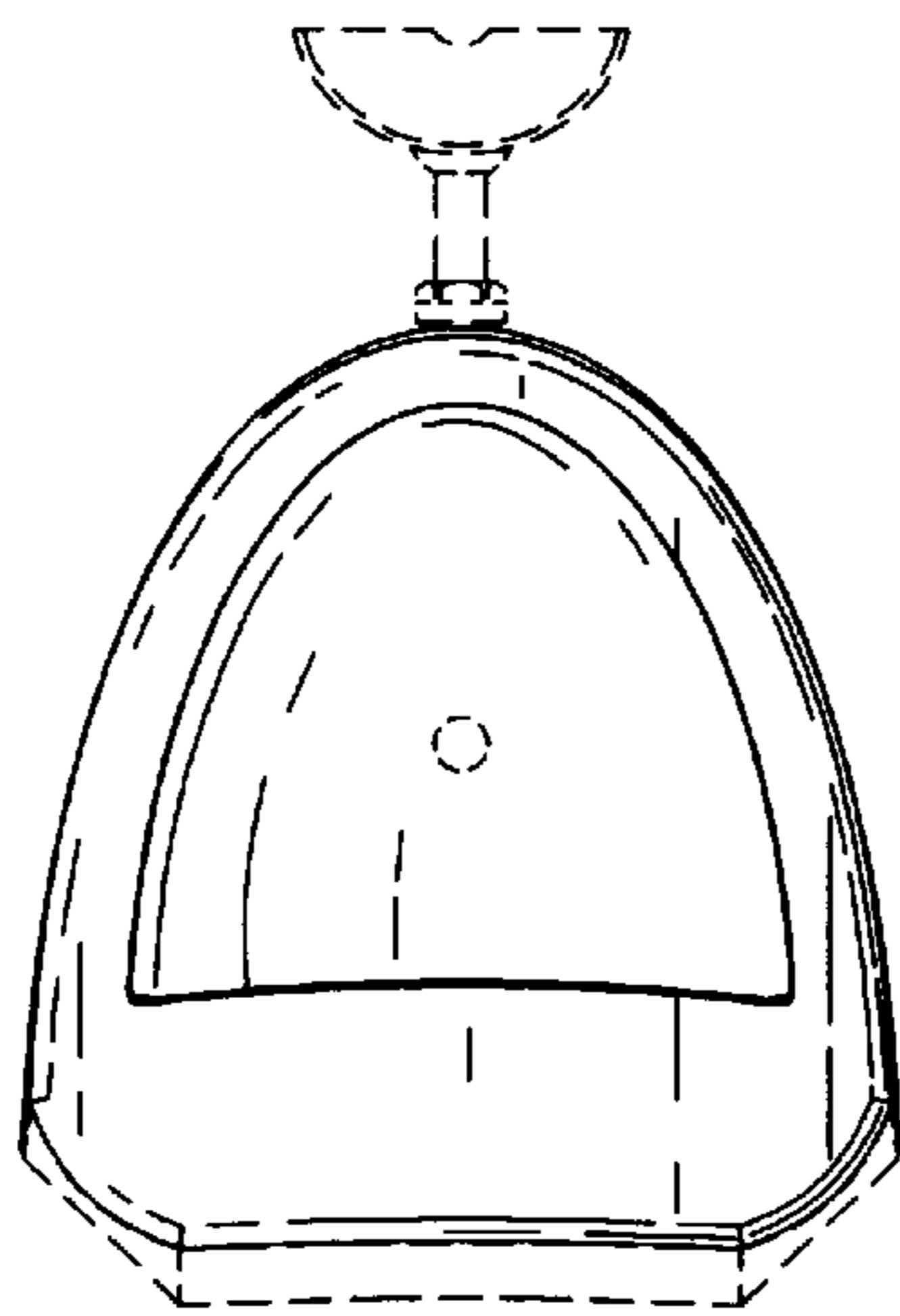
*Fig. 2*



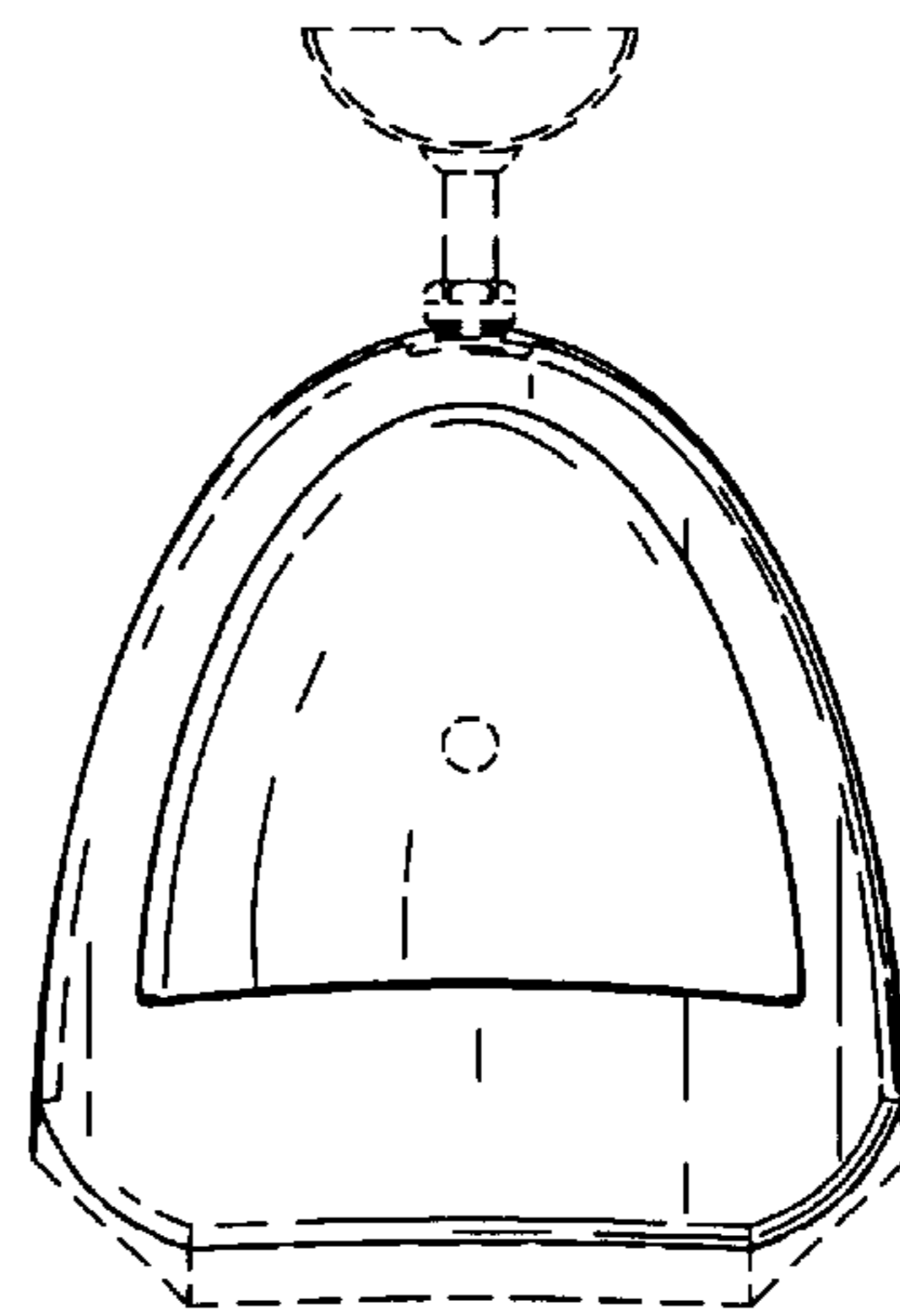
*Fig. 3*



*Fig. 4*



*Fig. 5*



*Fig. 6*