



US00D525950S

(12) **United States Design Patent**
Hoehn et al.

(10) **Patent No.:** **US D525,950 S**
(45) **Date of Patent:** **** Aug. 1, 2006**

- (54) **TELEVISION SET**
- (75) Inventors: **Holger Hoehn**, Taipei (TW); **Reinier Bloem**, Taipei (TW)
- (73) Assignee: **Hannspree Inc.**, Taipei (TW)
- (**) Term: **14 Years**
- (21) Appl. No.: **29/228,324**
- (22) Filed: **Apr. 22, 2005**
- (30) **Foreign Application Priority Data**
Nov. 22, 2004 (TW) 93306925
- (51) **LOC (8) Cl.** **14-03**
- (52) **U.S. Cl.** **D14/126; D14/129; D14/132**
- (58) **Field of Classification Search** D14/125-134,
D14/239, 371, 136, 374-376; 312/7.2; 348/836,
348/838, 180, 184, 325, 739; 341/12; 248/917-924,
248/465; 345/104, 133, 156, 168, 87, 173;
720/605, 669, 600, 655; 369/99, 197; 455/344-347
See application file for complete search history.

(56) **References Cited**

U.S. PATENT DOCUMENTS

- 5,072,998 A * 12/1991 Oh 312/7.2
- D323,324 S * 1/1992 Suda D14/125
- 5,464,214 A * 11/1995 Griffin 273/148 B
- 5,564,209 A * 10/1996 Zagnoli 312/7.2
- 5,825,347 A * 10/1998 Prinsen 348/836
- D406,613 S * 3/1999 Nakanishi D21/329

- 6,159,101 A * 12/2000 Simpson 463/46
- D438,849 S * 3/2001 Adachi et al. D14/126
- 6,558,225 B1 * 5/2003 Rehkemper et al. 446/297
- D475,707 S * 6/2003 Zuege et al. D14/371
- D500,099 S * 12/2004 Gioffre D21/627
- D508,695 S * 8/2005 Vaughn D14/448

OTHER PUBLICATIONS

Hong Kong Enterprise, p. 212, Feb. 2000.*

* cited by examiner

Primary Examiner—Raphael Barkai

(74) *Attorney, Agent, or Firm*—Bacon & Thomas

(57) **CLAIM**

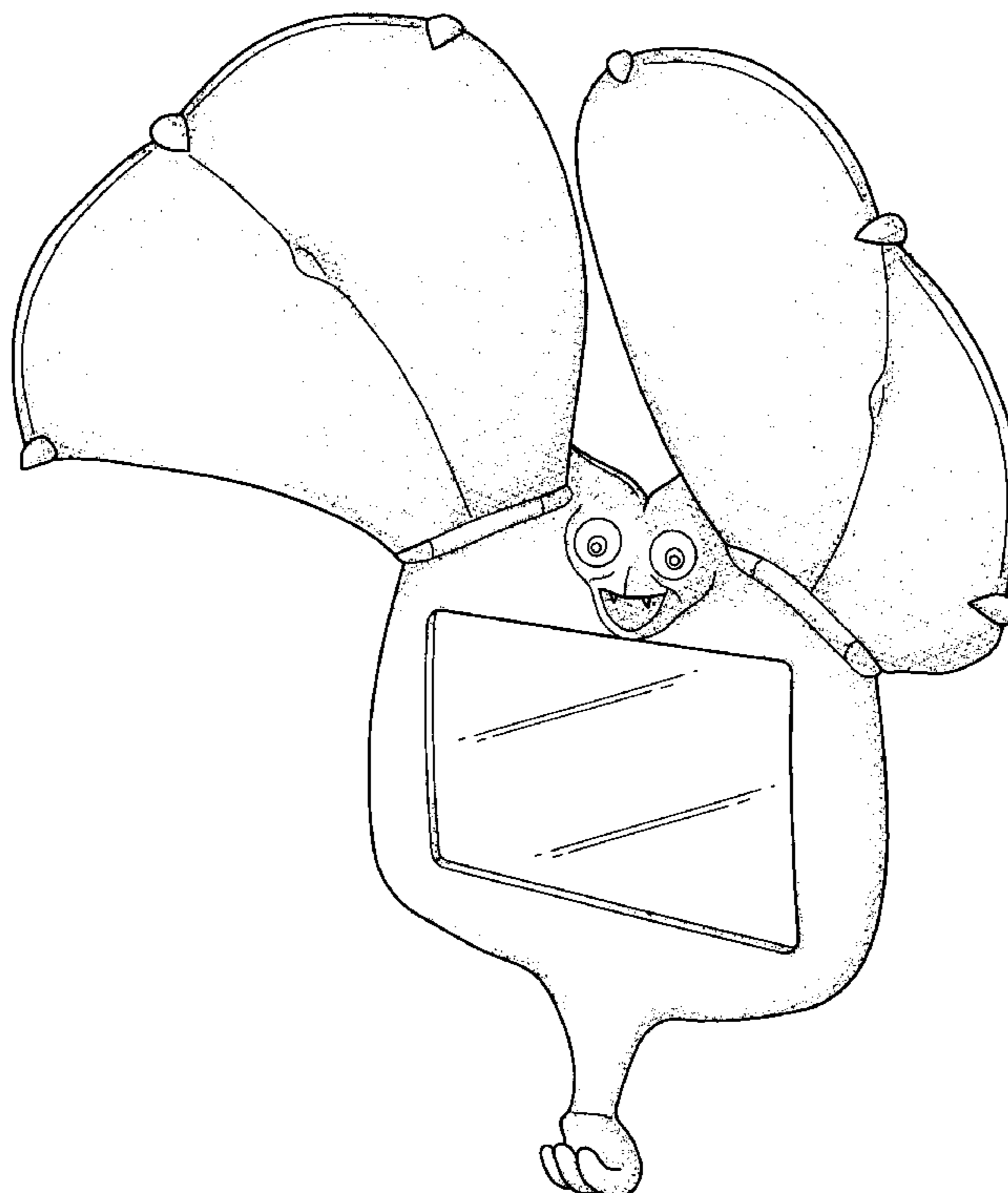
The ornamental design for a television set, as shown.

DESCRIPTION

FIG. 1 is a perspective view of a television set showing my new design;
 FIG. 2 is a front elevational view thereof;
 FIG. 3 is a rear elevational view thereof;
 FIG. 4 is a left side elevational view thereof;
 FIG. 5 is a right side elevational view thereof;
 FIG. 6 is a top plan view thereof;
 FIG. 7 is a bottom plan view thereof; and,
 FIG. 8 is a perspective view showing a closed state of this design.

The broken lines shown in FIG. 8 are for illustrative purposes only and form no part of the claimed design.

1 Claim, 7 Drawing Sheets






FIG. 1

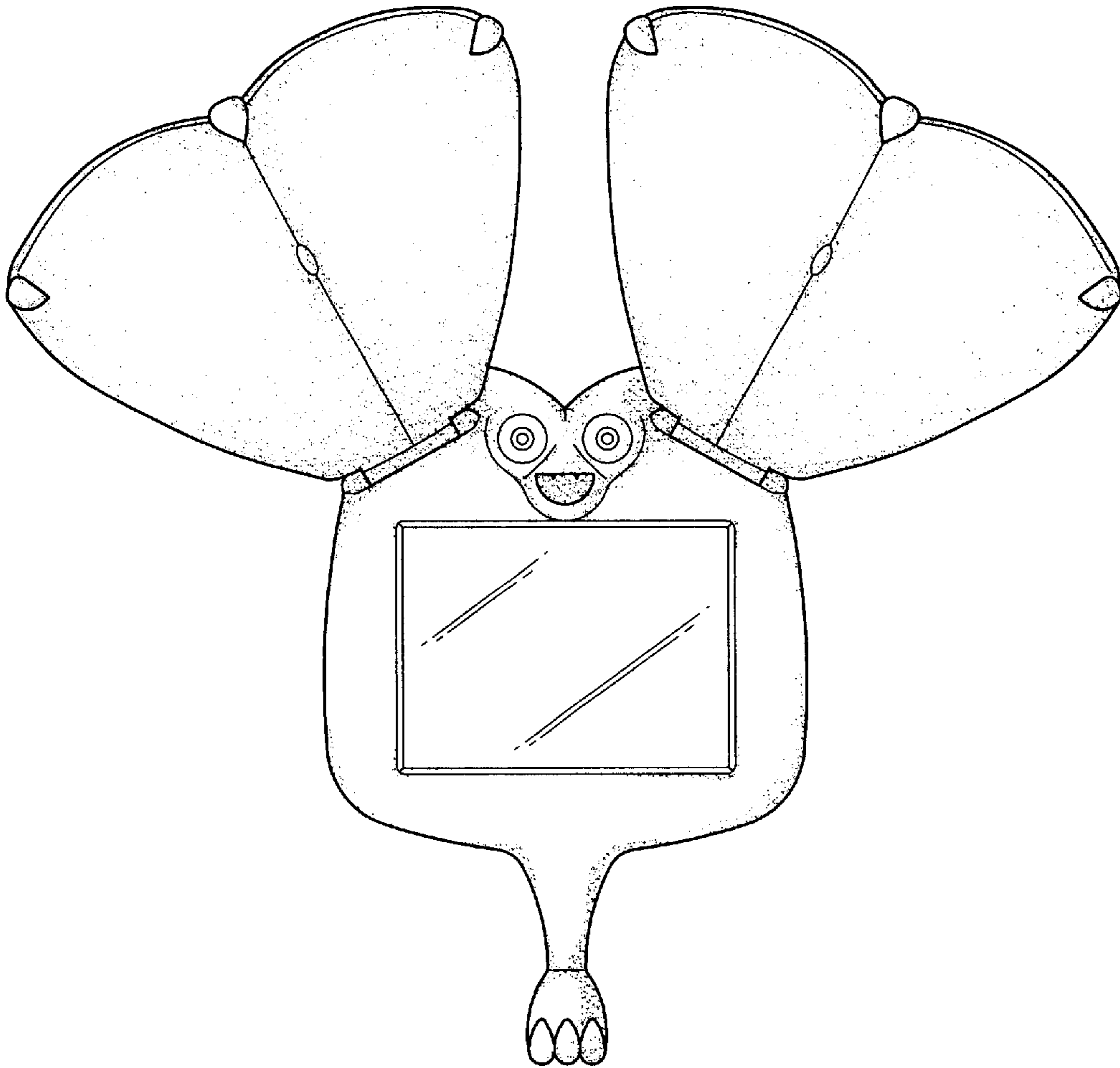


FIG. 2

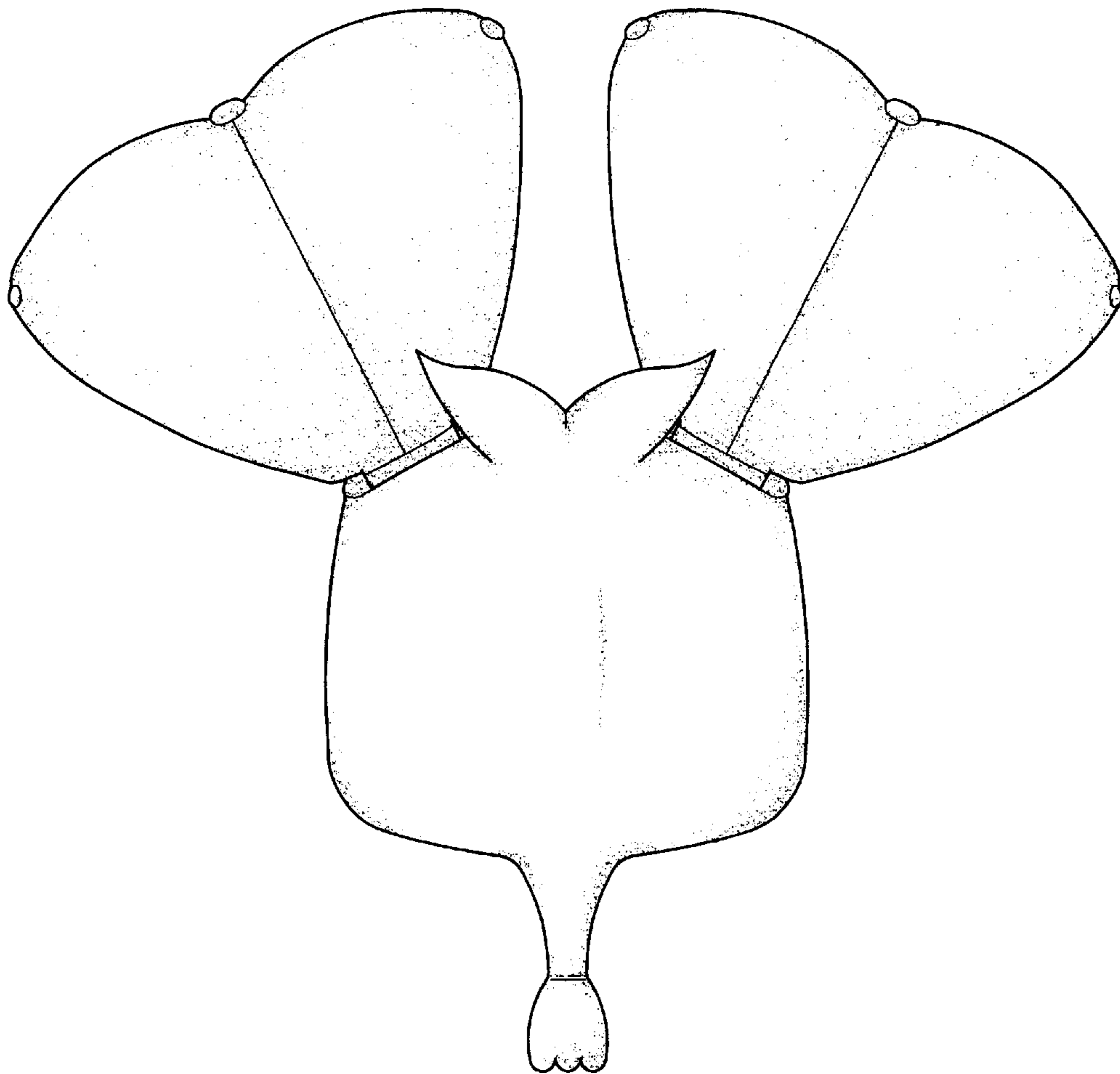


FIG. 3

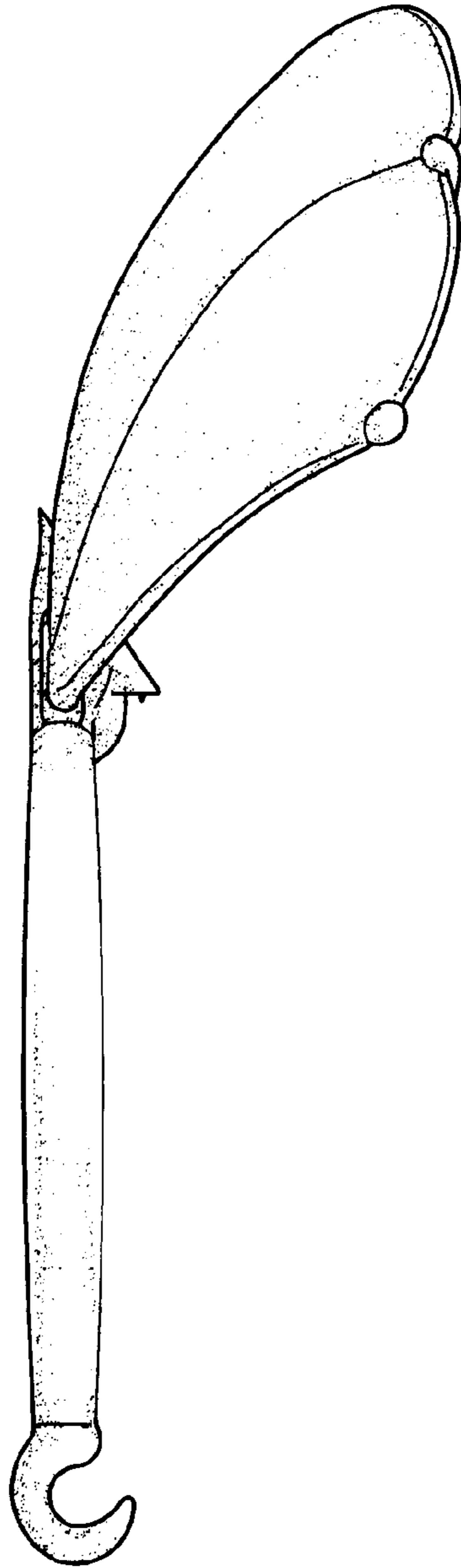


FIG. 4

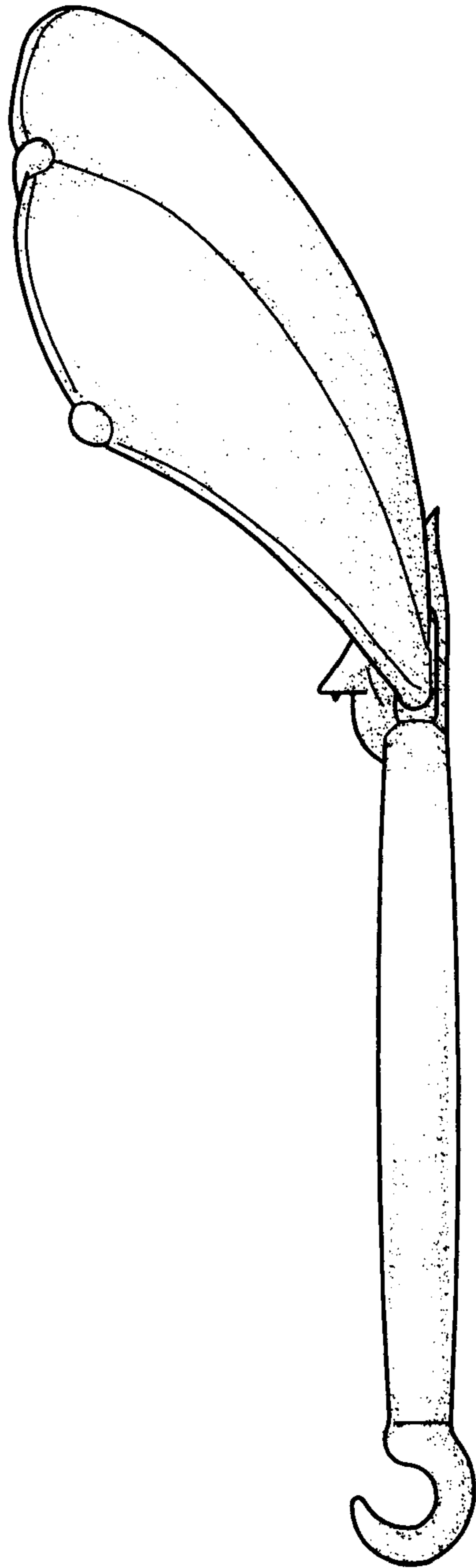


FIG. 5

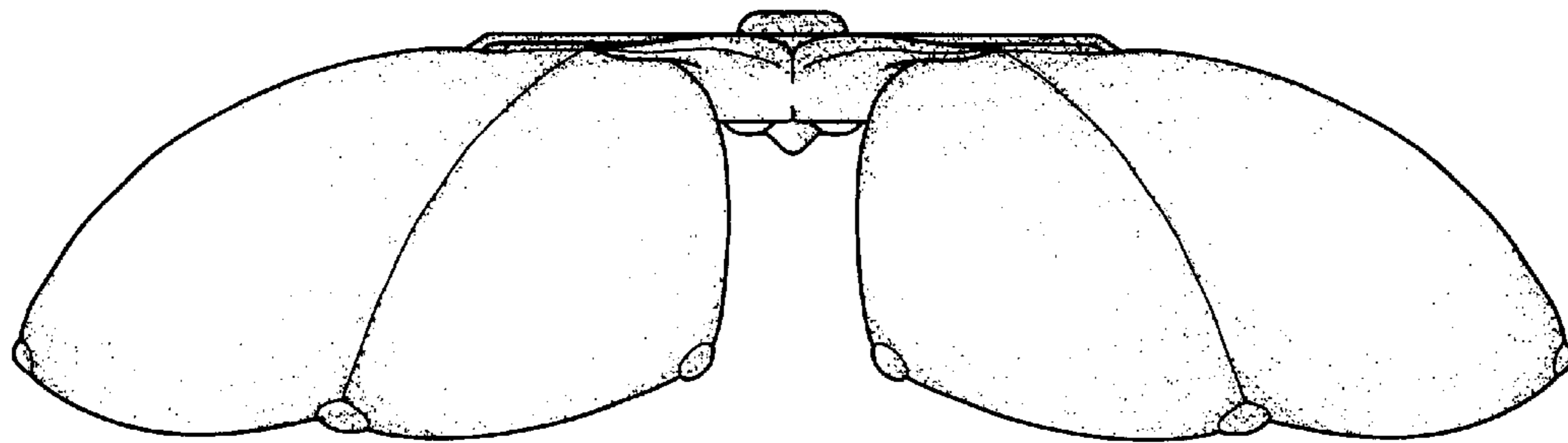


FIG. 6

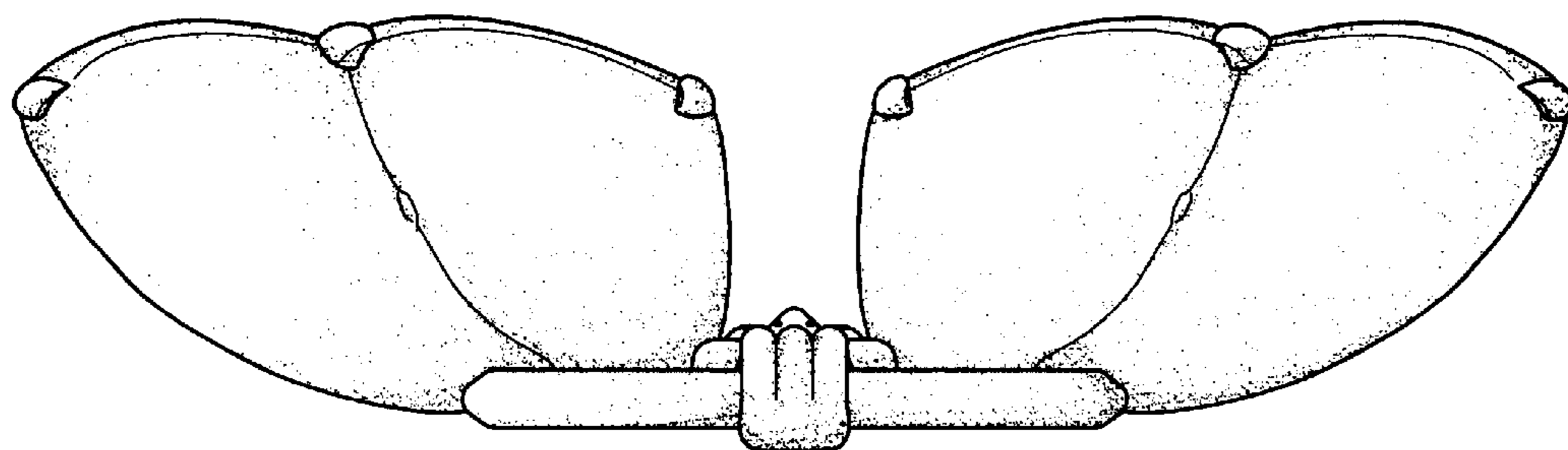


FIG. 7

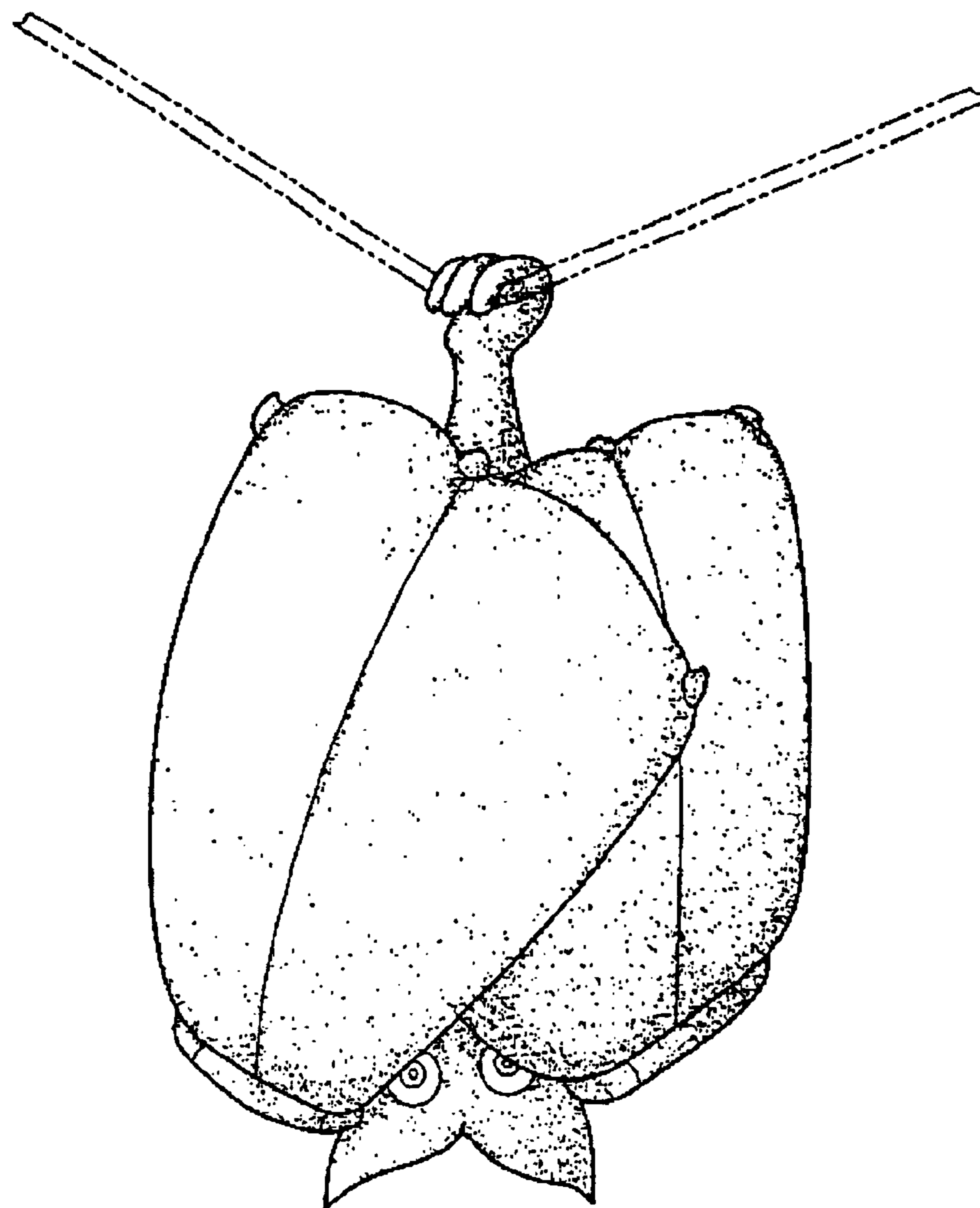


FIG. 8