



US00D525947S

(12) **United States Design Patent**  
**Gerard et al.**

(10) **Patent No.:** **US D525,947 S**

(45) **Date of Patent:** **\*\* Aug. 1, 2006**

(54) **REMOTE CONTROL UNIT**

(75) Inventors: **Jason Gerard**, Bowden (AU); **Tony Kearney**, Adelaide (AU)

(73) Assignee: **Clipsal Australia PTY LTD**, Bowden (AU)

(\*\*) Term: **14 Years**

(21) Appl. No.: **29/212,854**

(22) Filed: **Sep. 8, 2004**

(30) **Foreign Application Priority Data**

Mar. 9, 2004 (AU) ..... 904/04

(51) **LOC (8) Cl.** ..... **13-03**

(52) **U.S. Cl.** ..... **D13/168**

(58) **Field of Classification Search** ..... D13/168;  
D10/104, 106; D14/218, 247; 340/825.22,  
340/825.24, 825.25, 825.31, 825.36, 825.69,  
340/825.71, 825.72; 341/20, 22, 23, 34, 173,  
341/174, 176; 345/156, 168, 169; 348/734;  
455/92, 95, 100, 128, 151.1-151.4, 325-355;  
463/39, 42; 700/17, 19, 20, 281

See application file for complete search history.

(56) **References Cited**

**U.S. PATENT DOCUMENTS**

D363,287 S \* 10/1995 Laituri ..... D14/218

D381,634 S \* 7/1997 Yanku ..... D13/168  
D413,580 S \* 9/1999 Zuege ..... D13/168  
D423,462 S \* 4/2000 Jimenez et al. .... D13/168  
D428,350 S \* 7/2000 Weingartner ..... D10/104  
D453,503 S \* 2/2002 Fitzsimmons et al. .... D13/168  
D511,750 S \* 11/2005 Badarello ..... D13/168  
2002/0167696 A1 \* 11/2002 Edwards et al. .... 359/142  
2006/0044154 A1 \* 3/2006 Liao ..... 340/825.72

\* cited by examiner

*Primary Examiner*—Selina Sikder

(74) *Attorney, Agent, or Firm*—Klauber & Jackson LLC

(57) **CLAIM**

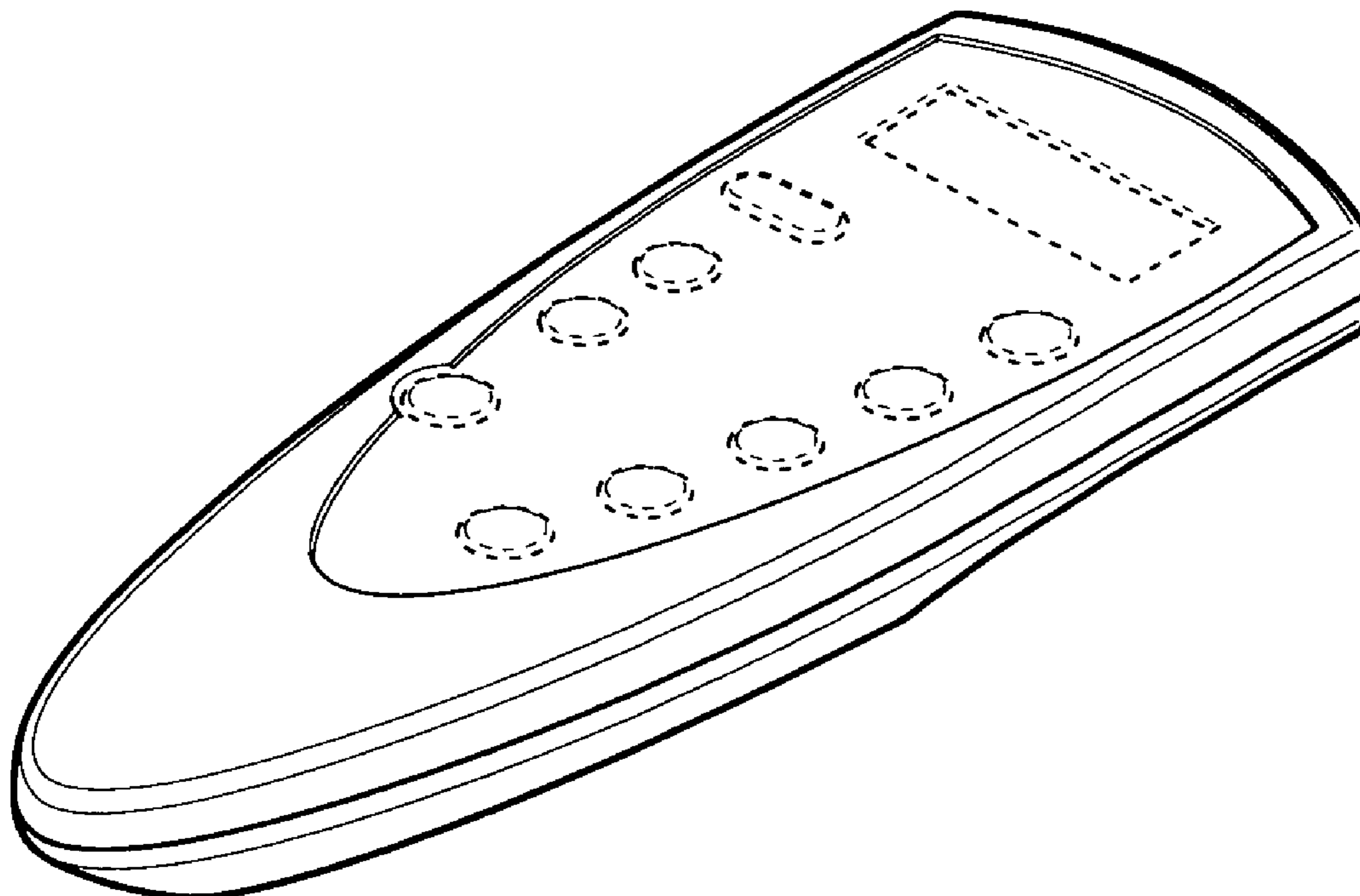
The ornamental design for remote control unit, as shown and described.


**DESCRIPTION**

FIG. 1 is an upper left hand perspective view taken from the rear, showing the remote control unit of our new design; FIG. 2 is a bottom right hand perspective view of the design of FIG. 1, taken from the right; FIG. 3 is a front view thereof; FIG. 4 is a top view thereof; FIG. 5 is a rear view thereof; and, FIG. 6 is a right side view thereof, the left side view being the mirror image thereof.

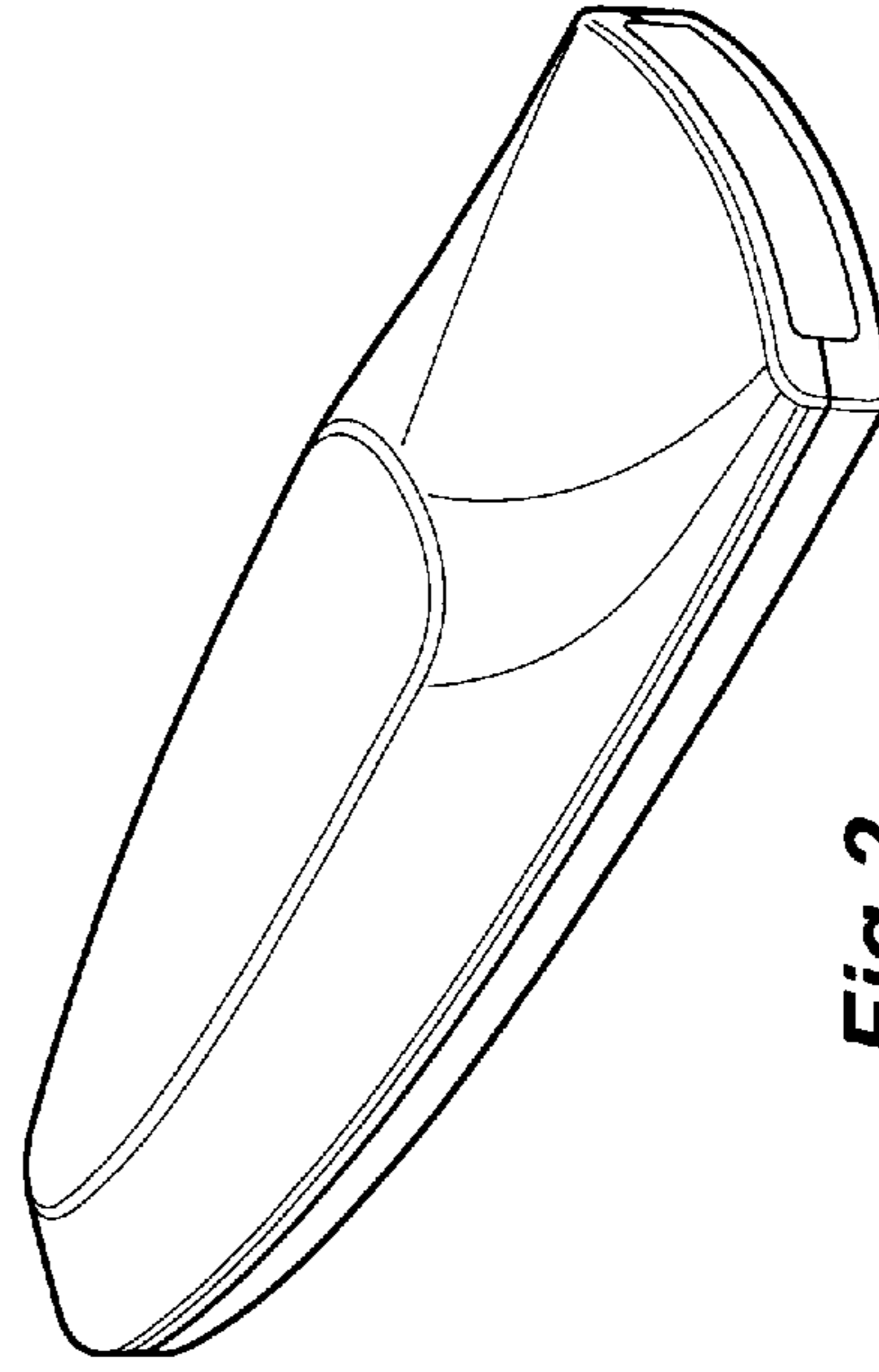
The aspects of the design shown in dotted lines do not form a part of the claimed design.

**1 Claim, 1 Drawing Sheet**

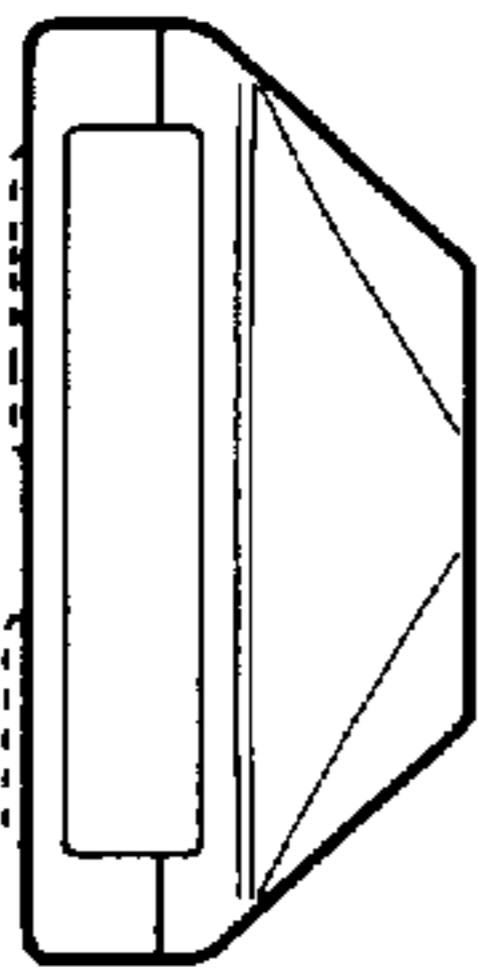




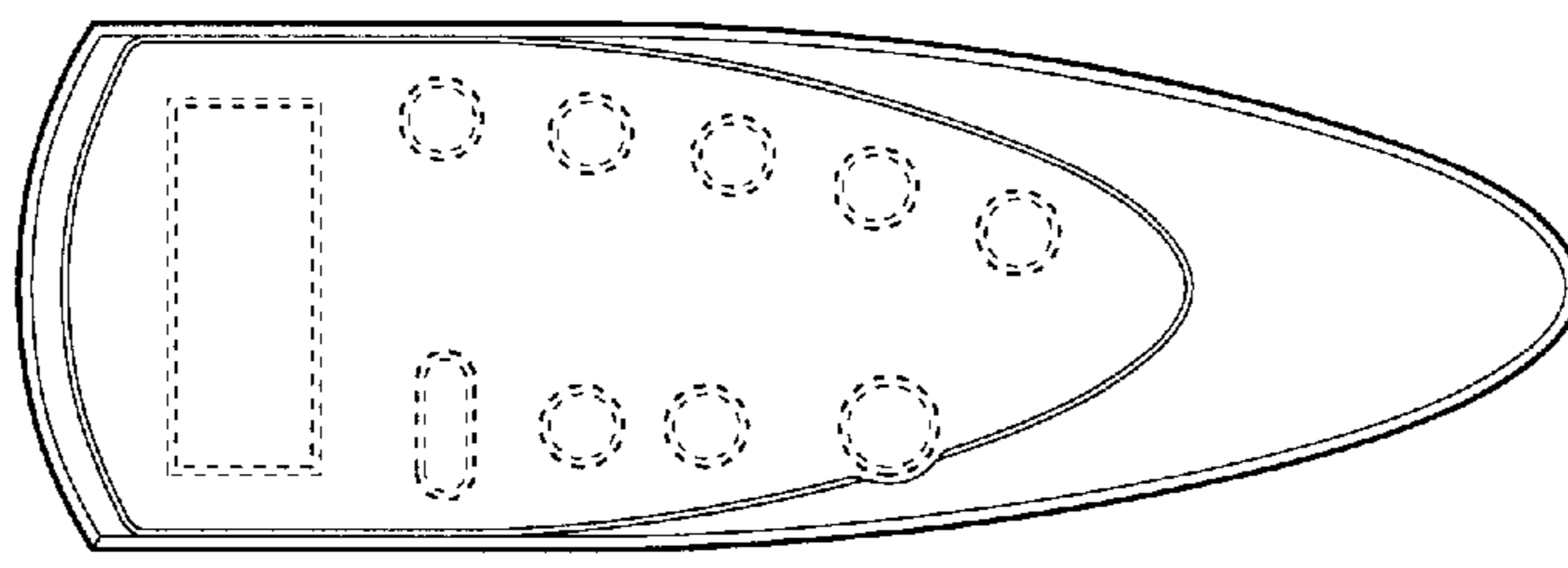
**Fig 1**



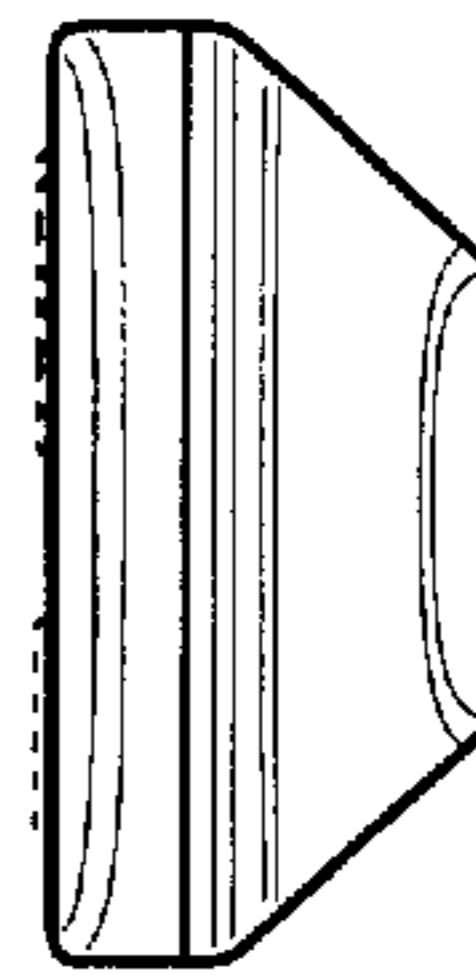
**Fig 2**




**Fig 3**



**Fig 4**



**Fig 5**



**Fig 6**