



US00D525934S

(12) **United States Design Patent** (10) **Patent No.:** **US D525,934 S**
Panasewicz et al. (45) **Date of Patent:** **** Aug. 1, 2006**

(54) **TRUCK SHELVING SYSTEM**

(75) Inventors: **Dale A. Panasewicz**, Strongsville, OH (US); **Dennis M. Futo**, Strongsville, OH (US)

(73) Assignee: **America's Body Company**, Oakwood Village, OH (US)

(**) **Term:** **14 Years**

(21) **Appl. No.:** **29/232,121**

(22) **Filed:** **Jun. 15, 2005**

D426,728 S * 6/2000 Lara D6/479
D429,095 S * 8/2000 Grosfillex D6/479
6,138,583 A 10/2000 Mahone et al.
6,186,456 B1 2/2001 Marsh
6,189,945 B1 2/2001 Rockett
6,203,087 B1 * 3/2001 Lance et al. 296/37.6
6,386,412 B1 * 5/2002 Konechne 224/543
6,422,629 B1 7/2002 Lance et al.
6,561,601 B1 5/2003 Maffeo
6,641,236 B1 11/2003 Grudzien
6,644,712 B1 * 11/2003 Rafi-Zadeh 296/37.6
D485,227 S * 1/2004 Graham D12/426
D498,617 S * 11/2004 Murphy et al. D6/479
6,824,184 B1 * 11/2004 Leitner et al. 296/37.6

Related U.S. Application Data

(62) Division of application No. 29/203,150, filed on Apr. 9, 2004.

(51) **LOC (8) Cl.** **12-16**

(52) **U.S. Cl.** **D12/424; D6/479; D12/425**

(58) **Field of Classification Search** D12/414.1, D12/414, 406, 423-425, 415; D6/474, 477, D6/478-479, 436, 432, 414, 465, 514; 296/37.6; 224/403, 275, 543; 312/311, 216, 293
See application file for complete search history.

(56) **References Cited**

U.S. PATENT DOCUMENTS

2,424,217 A 7/1947 Bales
2,978,153 A 4/1961 Brindle
3,341,270 A 9/1967 Sohl
4,191,436 A 3/1980 Cherry
4,681,381 A 7/1987 Sevey
5,398,987 A 3/1995 Sturgis
5,498,048 A 3/1996 Shelby, Jr.
5,590,939 A 1/1997 Piontek
5,743,584 A 4/1998 Lance et al.
5,988,476 A 11/1999 Olerio
6,007,129 A * 12/1999 Kearney, Jr. 296/37.6
D420,970 S * 2/2000 Sacco et al. D12/415
6,050,660 A 4/2000 Gurley
D426,512 S * 6/2000 Ciuba D12/425

OTHER PUBLICATIONS

<http://www.capworld.com/TruckAccessories/ByManufacturer/crown.htm>, Sep. 22, 2005; 4pgs.

* cited by examiner

Primary Examiner—Stacia Cadmus

(74) *Attorney, Agent, or Firm*—Fay, Sharpe, Fagan, Minnich & McKee, LLP

(57) **CLAIM**

The ornamental design for a truck shelving system, as shown and described.

DESCRIPTION

FIG. 1 is a perspective view of a truck shelving system, showing our new design;

FIG. 2 is a front view thereof;

FIG. 3 is a right side view thereof, it being understood that the left side is a mirror image thereof;

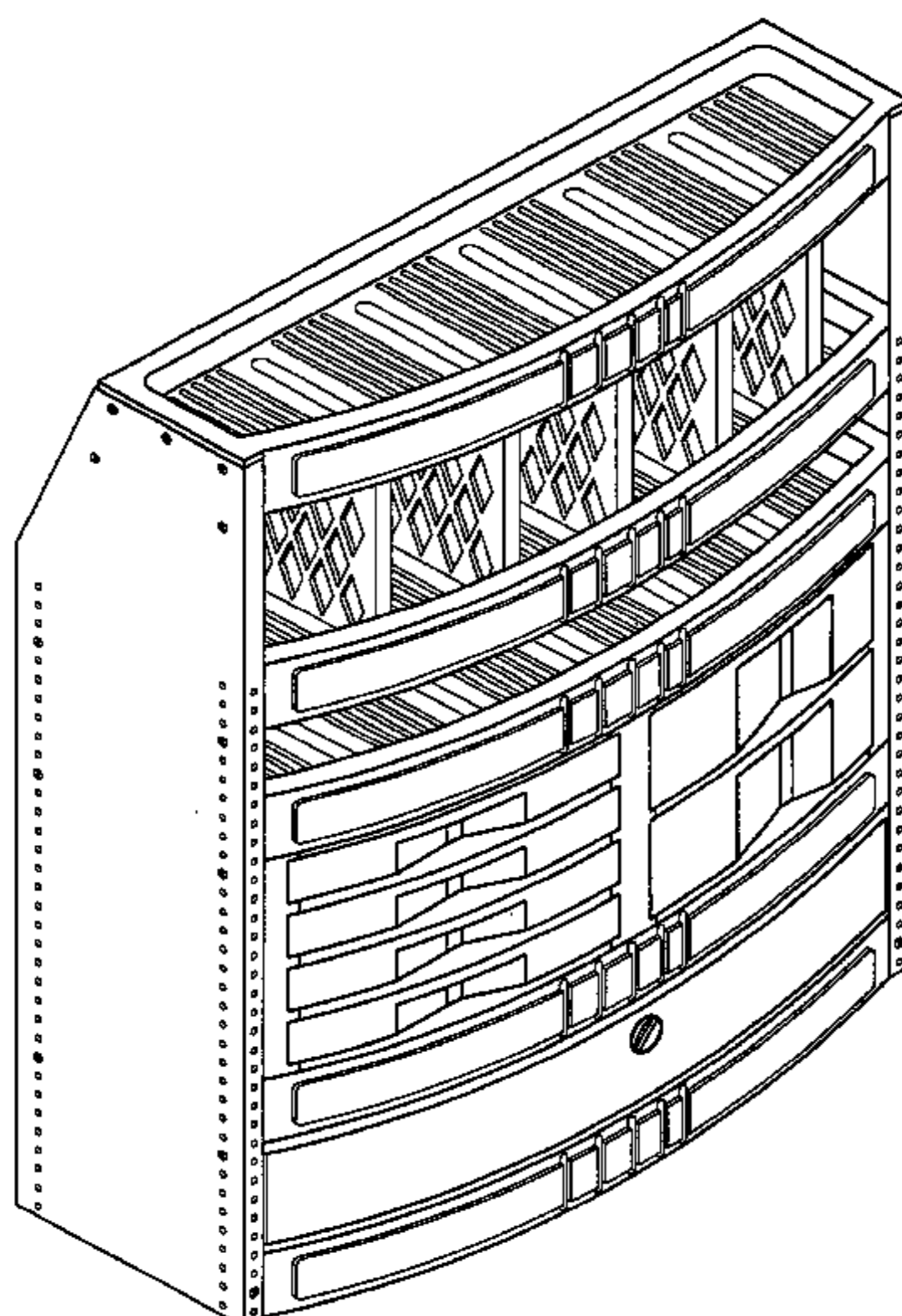
FIG. 4 is a rear view thereof;

FIG. 5 is a top view thereof; and,

FIG. 6 is a bottom view thereof.

In the embodiment shown herein, the left and right sides are identical and mirror images of each other, and, therefore a view of only the right side is presented.

1 Claim, 5 Drawing Sheets



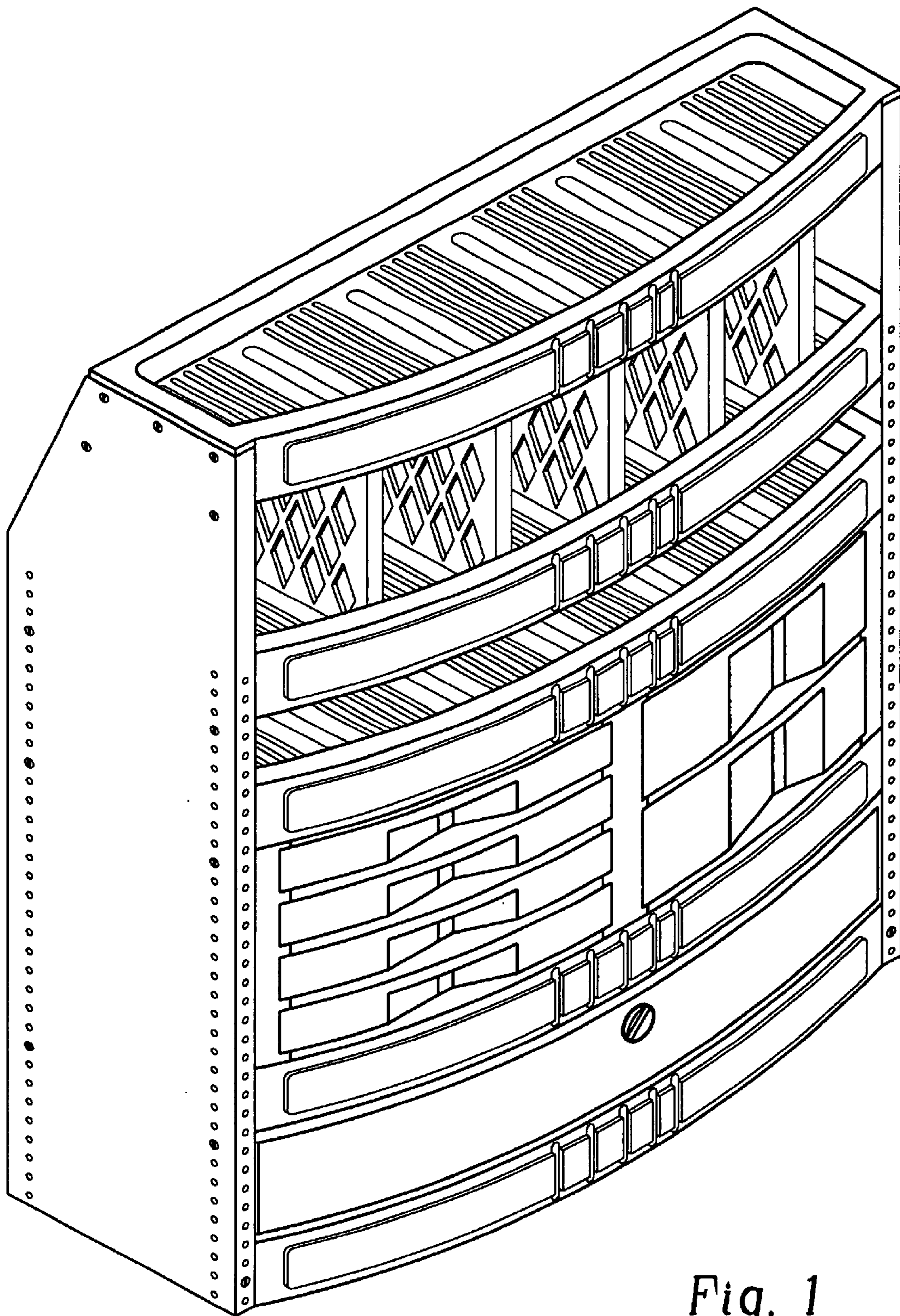


Fig. 1

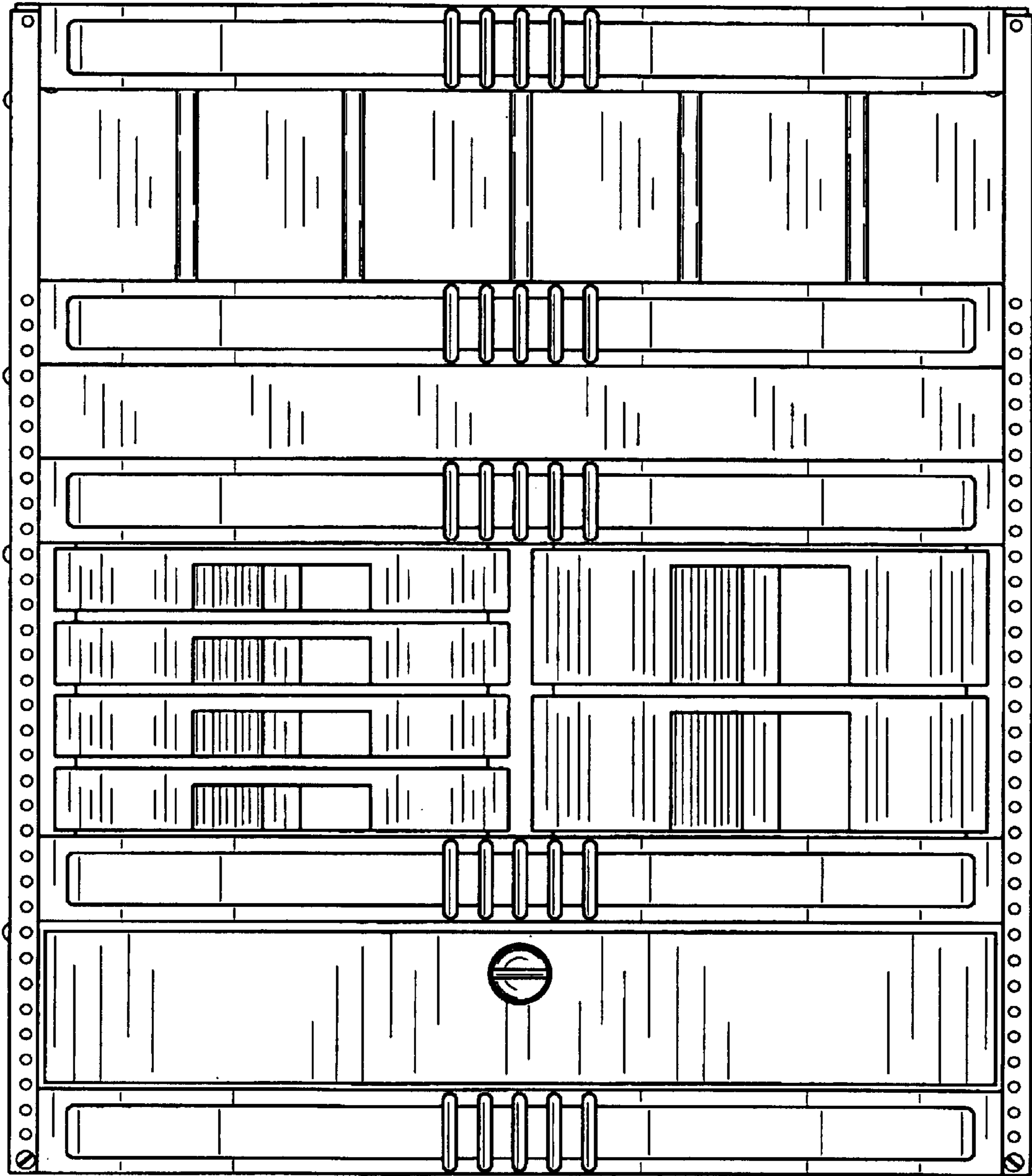


Fig. 2

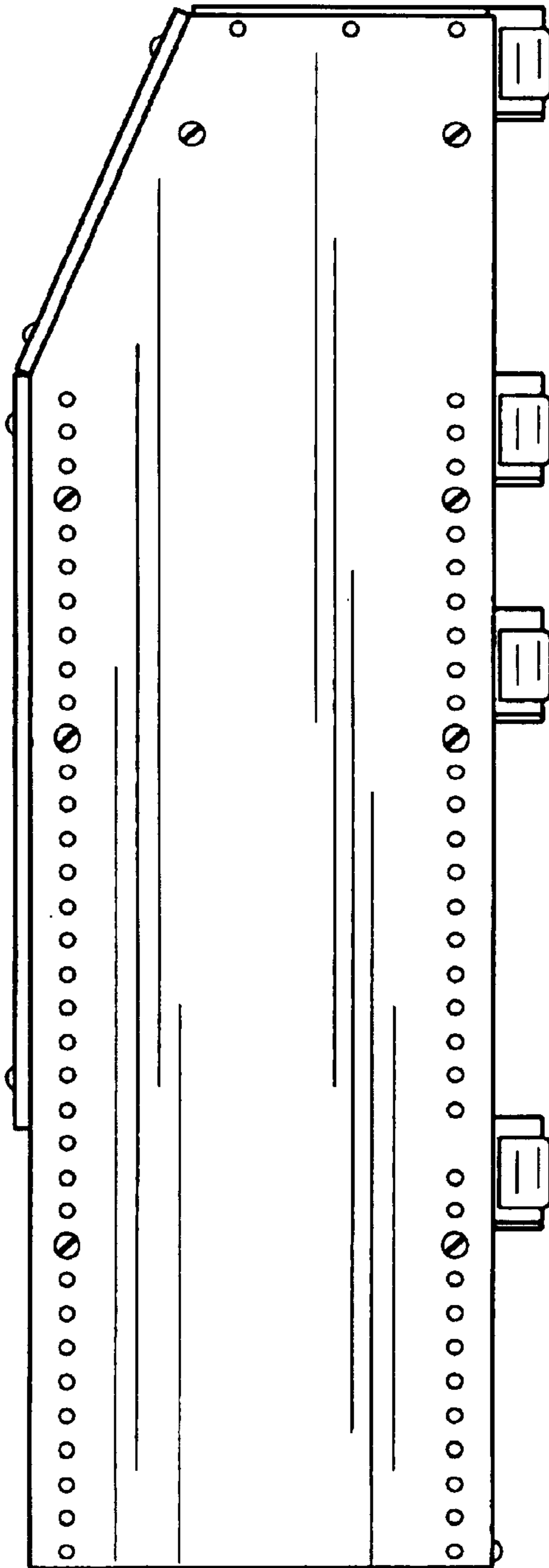


Fig. 3




Fig. 4




Fig. 5

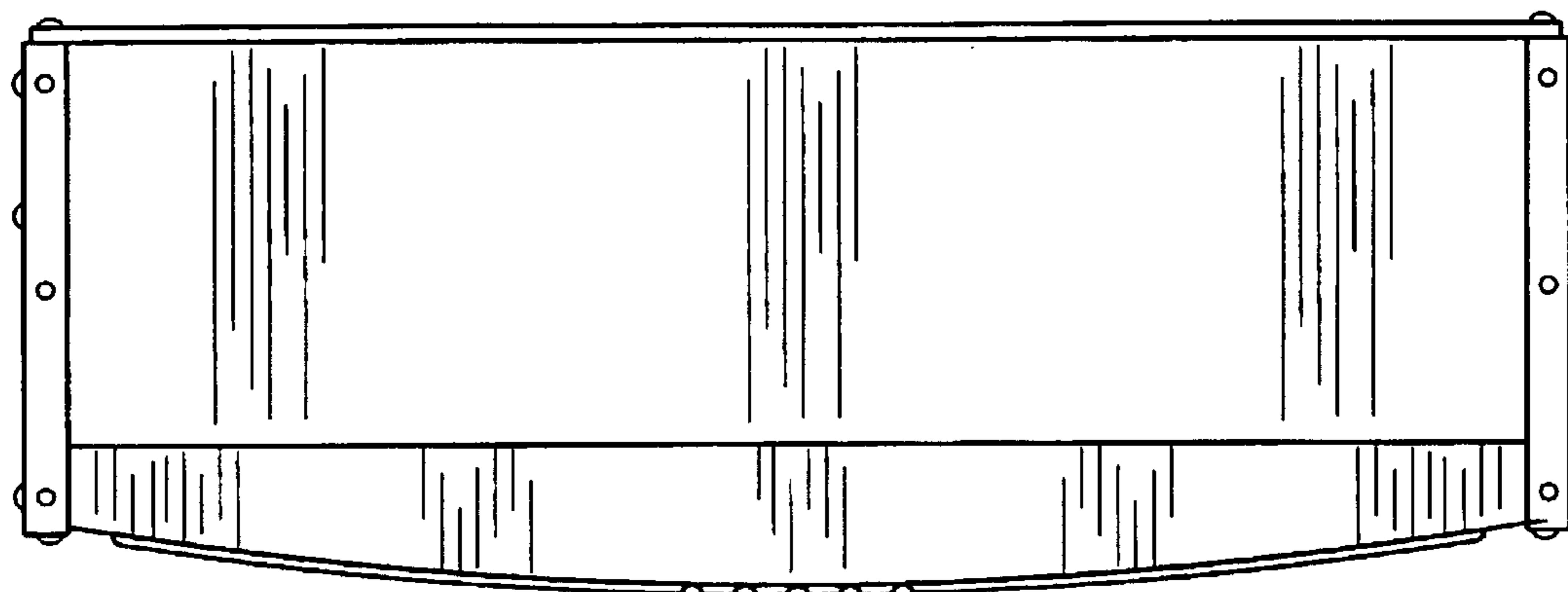


Fig. 6