

US00D525930S

(12) **United States Design Patent**
Matsumoto

(10) **Patent No.:** **US D525,930 S**
(45) **Date of Patent:** **** Aug. 1, 2006**

- (54) **AUTOMOBILE WHEEL**
- (75) Inventor: **Toru Matsumoto**, Higashi-Osaka (JP)
- (73) Assignee: **Matsumoto Jidosha Co., Ltd.**, Osaka (JP)
- (**) Term: **14 Years**
- (21) Appl. No.: **29/205,010**
- (22) Filed: **May 10, 2004**
- (51) **LOC (8) Cl.** **12-16**
- (52) **U.S. Cl.** **D12/211**
- (58) **Field of Classification Search** D12/204-213;
301/37.101, 64.101, 65
See application file for complete search history.

- D482,309 S * 11/2003 Sulahian D12/211
- D502,679 S * 3/2005 Boyer D12/211
- D504,382 S * 4/2005 Elmitt D12/211

* cited by examiner

Primary Examiner—Stacia Cadmus

(74) *Attorney, Agent, or Firm*—Birch, Stewart, Kolasch & Birch, LLP

(57) **CLAIM**

The ornamental design for an automobile wheel, as shown and described.

DESCRIPTION

FIG. 1 is a front perspective view of an automobile wheel according to my new design;
FIG. 2 is a rear perspective view thereof;
FIG. 3 is a front elevational view thereof;
FIG. 4 is a rear elevational view thereof;
FIG. 5 is a top plan view thereof;
FIG. 6 is a bottom plan view thereof;
FIG. 7 is a left-hand side view thereof; and,
FIG. 8 is a right-hand side view thereof.

(56) **References Cited**

U.S. PATENT DOCUMENTS

- D406,807 S * 3/1999 Shikado D12/211
- D410,886 S * 6/1999 Nishida D12/211
- D416,850 S * 11/1999 Cohen et al. D12/211
- D466,851 S * 12/2002 Pfeiffer et al. D12/211
- D473,836 S * 4/2003 Laengerer D12/211

1 Claim, 4 Drawing Sheets






FIG.1



FIG.2



FIG.3




FIG.4




FIG. 5



FIG. 6




FIG. 7




FIG. 8