



US00D525925S

(12) **United States Design Patent**
Minowa

(10) **Patent No.:** **US D525,925 S**

(45) **Date of Patent:** **** Aug. 1, 2006**

(54) **FENDER FOR AN AUTOMOBILE**

(75) Inventor: **Motoaki Minowa**, Wako (JP)

(73) Assignee: **Honda Motor Co., Ltd.**, Tokyo (JP)

(**) Term: **14 Years**

(21) Appl. No.: **29/234,346**

(22) Filed: **Jul. 18, 2005**

(30) **Foreign Application Priority Data**

Jan. 19, 2005 (JP) 2005-001135

(51) **LOC (8) Cl.** **12-16**

(52) **U.S. Cl.** **D12/184; D12/196**

(58) **Field of Classification Search** D12/184,
D12/196, 90-92; 280/152.1, 847-849, 851;
296/185

See application file for complete search history.

(56) **References Cited**

U.S. PATENT DOCUMENTS

D447,458 S * 9/2001 Eum D12/196

D455,372 S * 4/2002 Myles et al. D12/98

D459,686 S * 7/2002 Sinkwitz D12/196

D472,194 S * 3/2003 Tanabe et al. D12/196

D489,656 S * 5/2004 Kneefel et al. D12/184

D491,856 S * 6/2004 Velazco D12/196

D493,393 S * 7/2004 Kneefel et al. D12/184

D502,131 S * 2/2005 Otto et al. D12/184

D507,514 S * 7/2005 Nagura et al. D12/184

D509,778 S * 9/2005 Minami D12/184

* cited by examiner

Primary Examiner—Melody N. Brown

(74) *Attorney, Agent, or Firm*—Westerman, Hattori,
Daniels & Adrian, LLP.

(57) **CLAIM**

The ornamental design for, a fender for an automobile, as shown and described.

DESCRIPTION

FIG. 1 is a front elevation view of a fender for an automobile, showing my new design;

FIG. 2 is a top plan view thereof;

FIG. 3 is a right side elevation view thereof;

FIG. 4 is a left side elevation view thereof; and,

FIG. 5 is a perspective view thereof.

The broken lines in the drawings are illustrative purposes only and form no part of the claimed design.

1 Claim, 5 Drawing Sheets

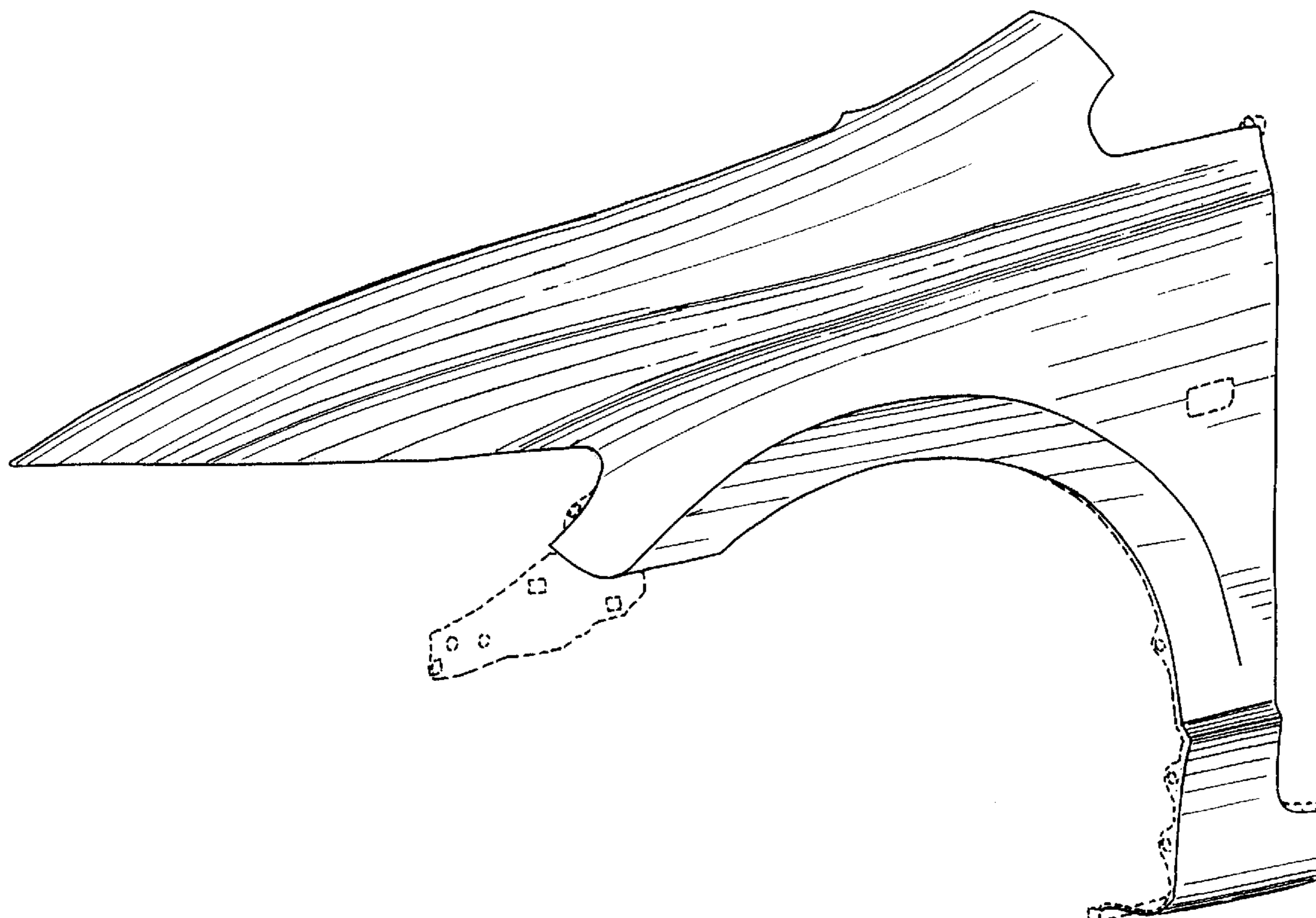


FIG. 1

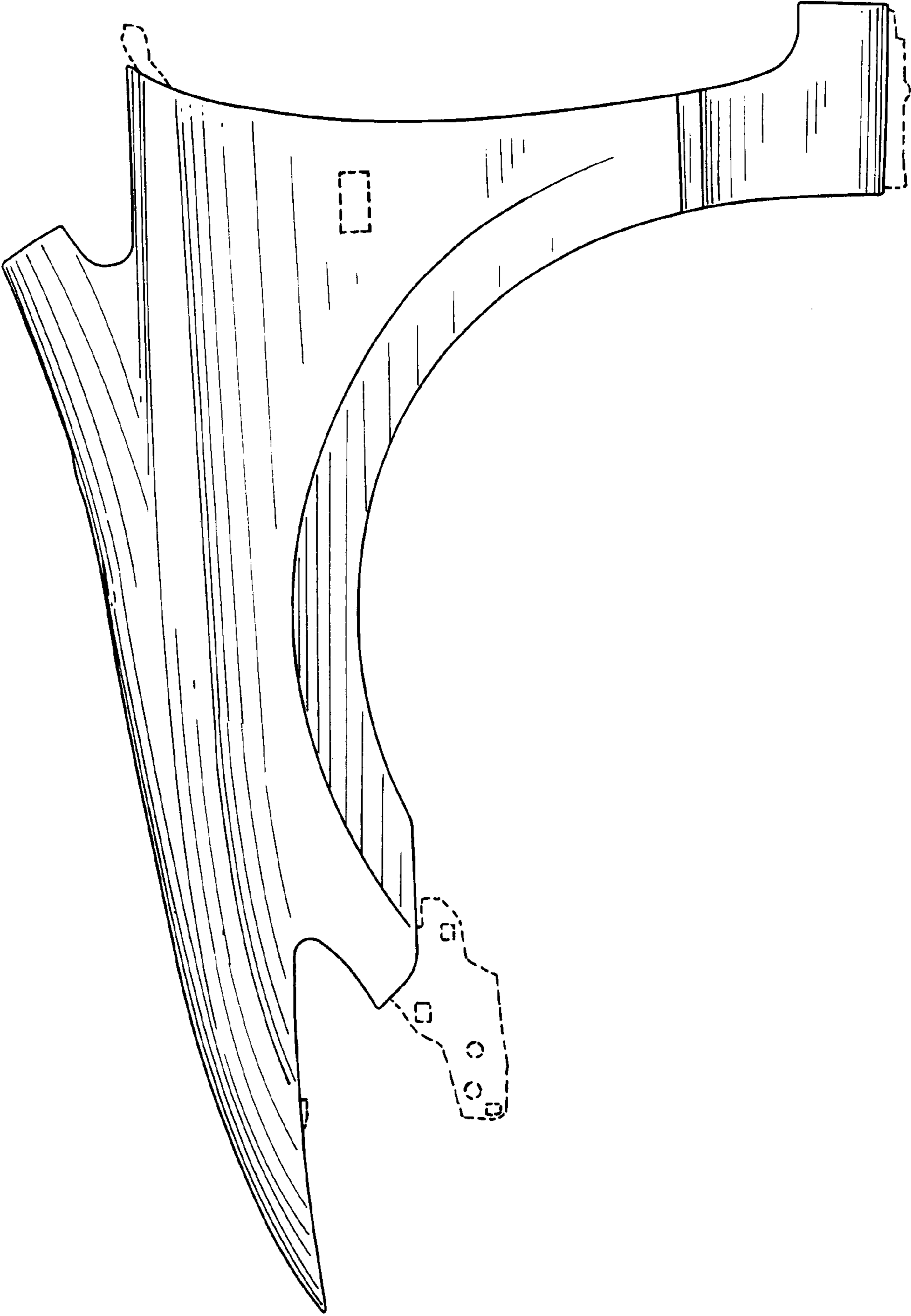


FIG. 2

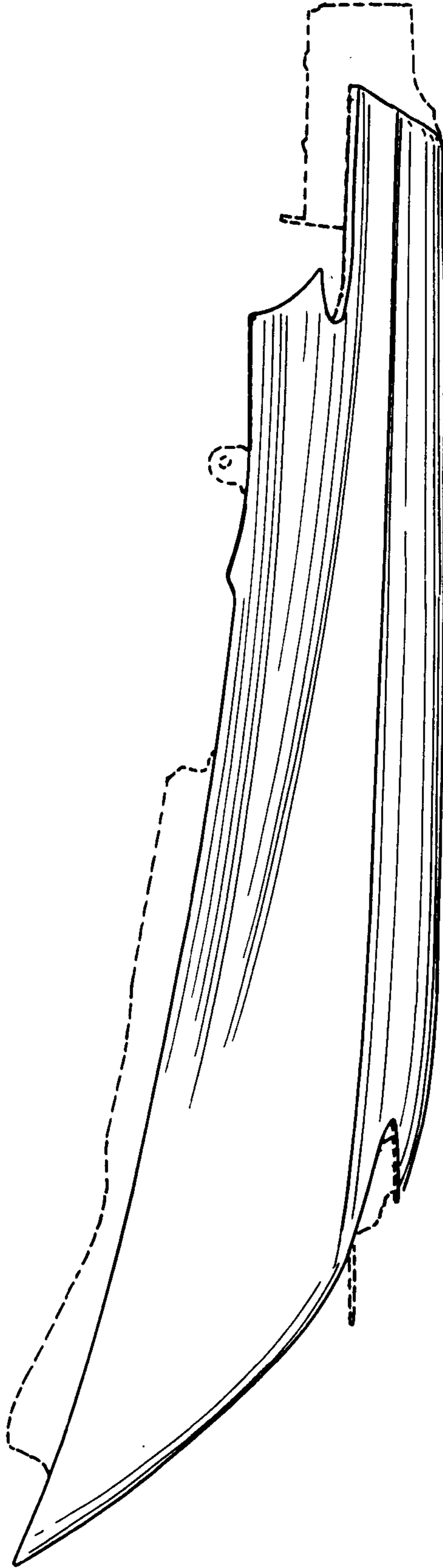


FIG. 3


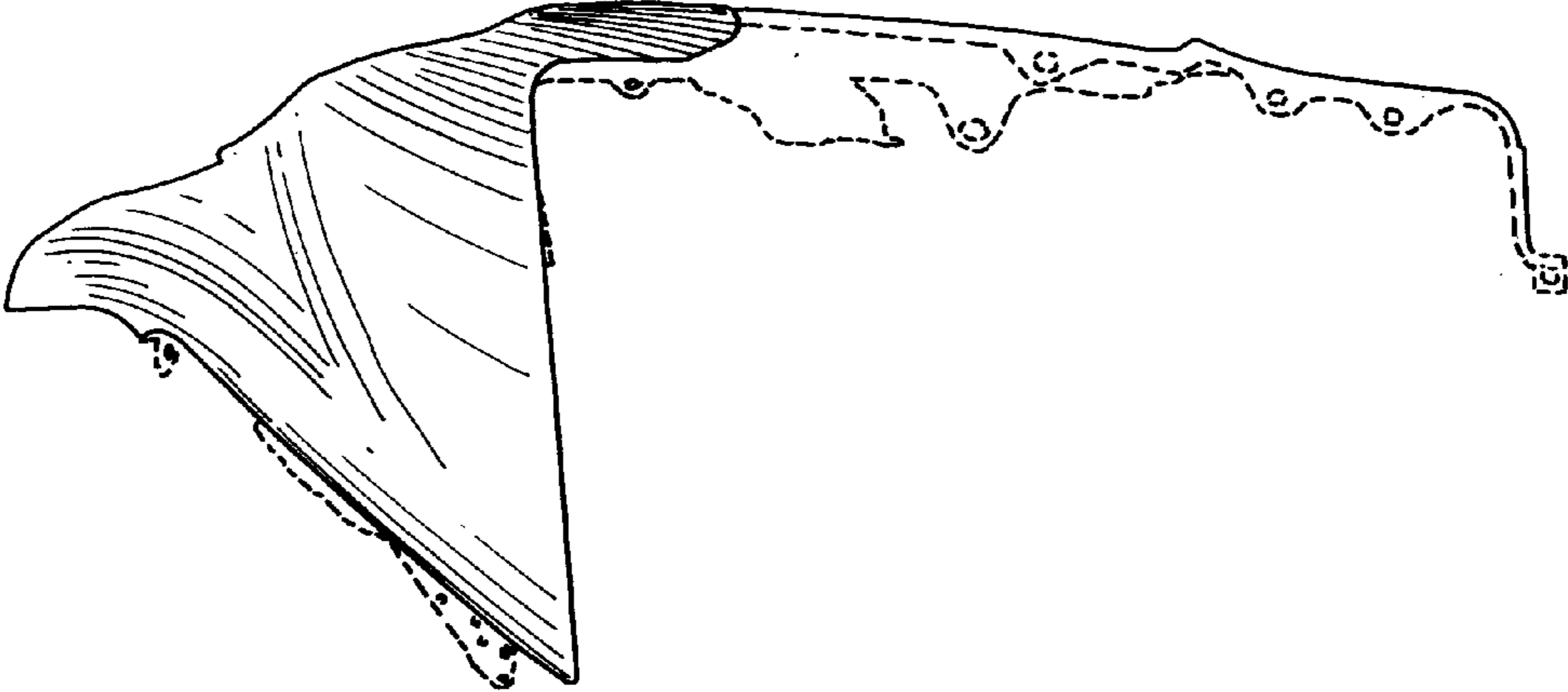


FIG. 4



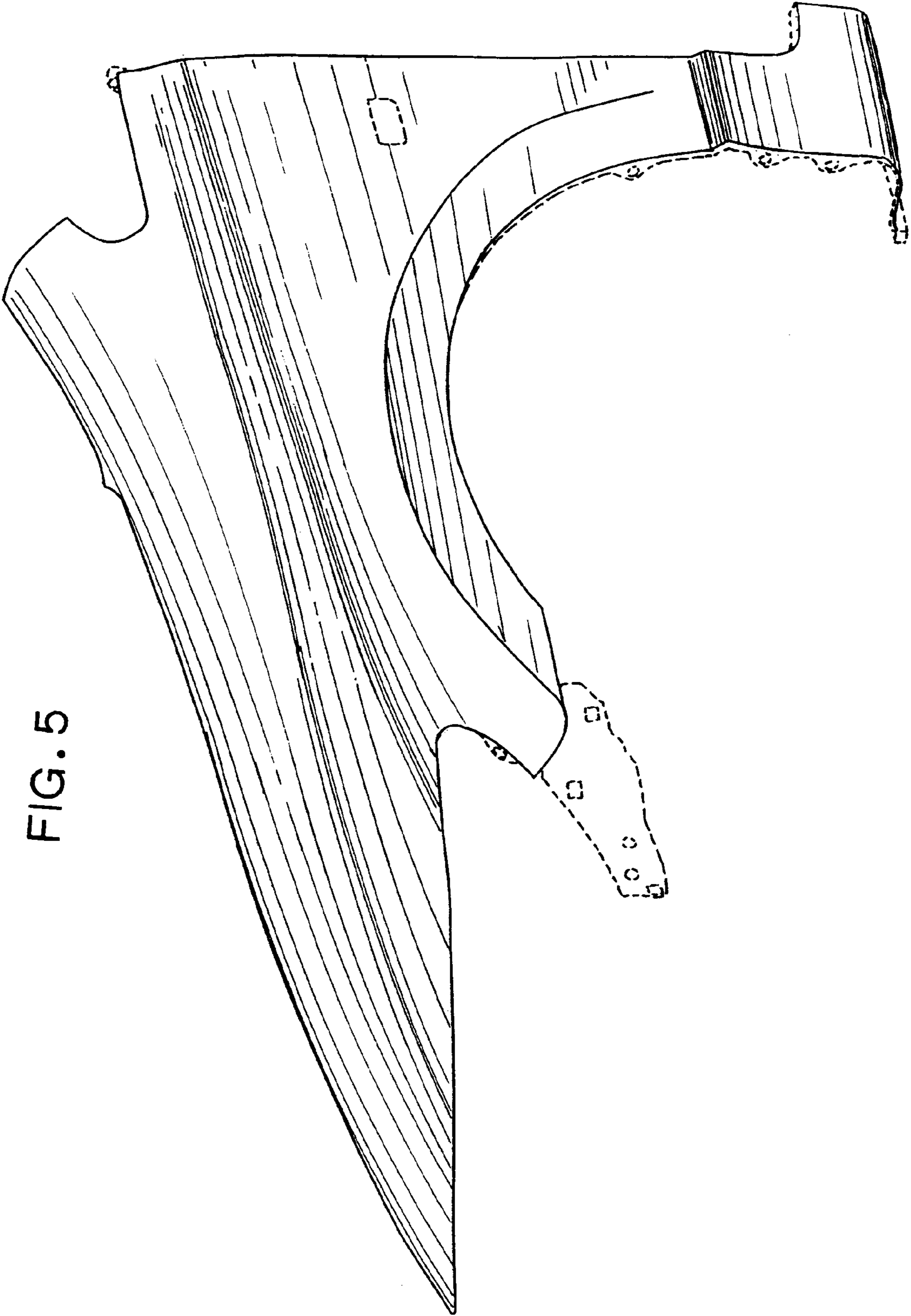


FIG. 5