



US00D525914S

(12) **United States Design Patent**
Taylor et al.

(10) **Patent No.:** **US D525,914 S**
(45) **Date of Patent:** **** Aug. 1, 2006**

(54) **VEHICLE**

(75) Inventors: **Giles Taylor**, Warwick (GB); **Ian Callum**, Oxon (GB)

(73) Assignee: **Ford Global Technologies, LLC**, Dearborn, MI (US)

(**) Term: **14 Years**

(21) Appl. No.: **29/231,114**

(22) Filed: **Jun. 1, 2005**

(30) **Foreign Application Priority Data**

Jan. 7, 2005 (GB) 3019936

(51) **LOC (8) Cl.** **12-08**

(52) **U.S. Cl.** **D12/92**

(58) **Field of Classification Search** D12/90-92,
D12/86; D21/424, 433; 296/185
See application file for complete search history.

(56) **References Cited**

U.S. PATENT DOCUMENTS

D458,872 S * 6/2002 Ramaciotti D12/92

D478,843 S * 8/2003 Pardo D12/92
D488,099 S * 4/2004 Lange D12/92
D504,089 S * 4/2005 Egger D12/92
D508,439 S * 8/2005 Adams, III D12/92

* cited by examiner

Primary Examiner—Melody N. Brown

(74) *Attorney, Agent, or Firm*—Damian Porcari

(57) **CLAIM**


The ornamental design for a vehicle, as shown and described.

DESCRIPTION

FIG. 1 is a front perspective view of the vehicle;
FIG. 2 is a front view;
FIG. 3 is a rear perspective view;
FIG. 4 is a view of the left side;
FIG. 5 is a view of the right side; and,
FIG. 6 is a top view.

The portions of the vehicle shown in broken lines are for illustrative purposes only and form no part of the claimed design.

1 Claim, 6 Drawing Sheets



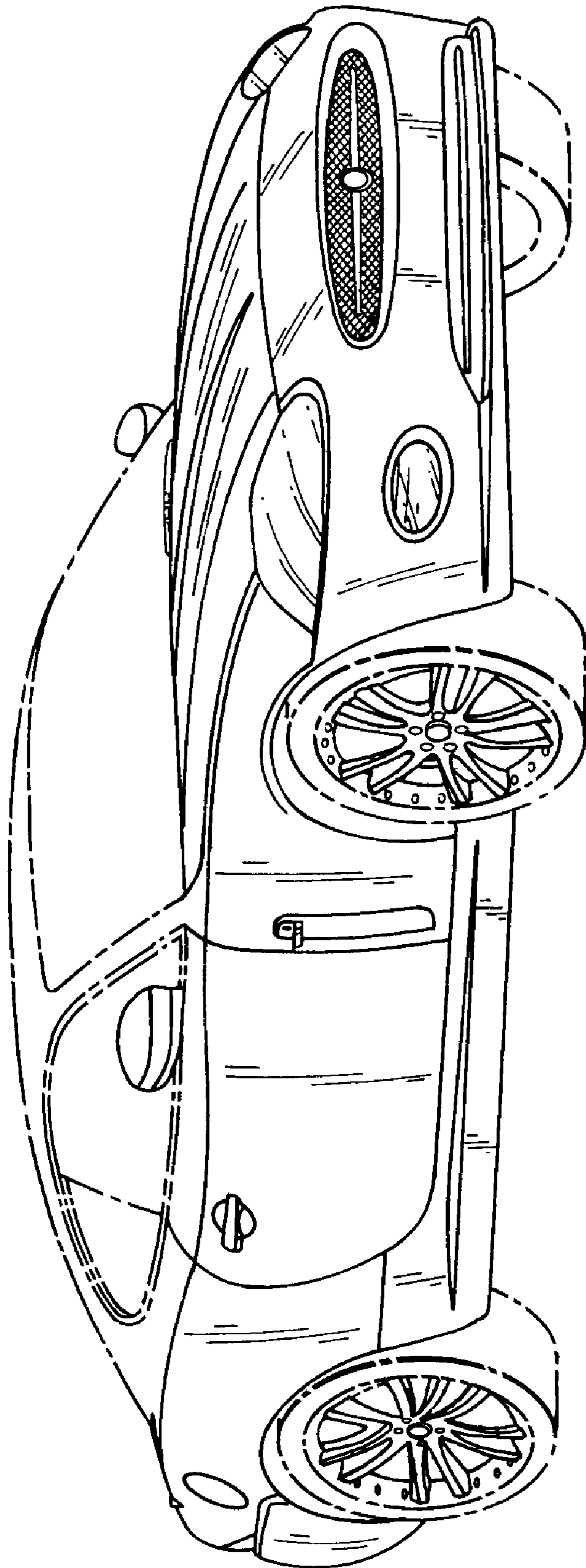


Fig. 1




Fig. 2




Fig. 3

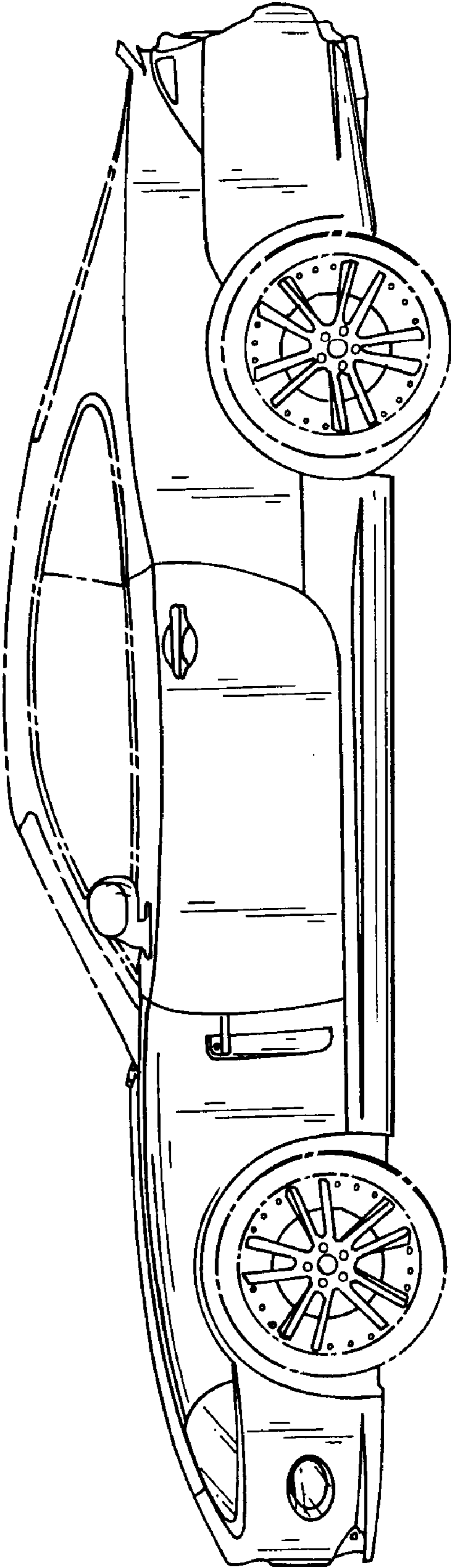


Fig. 4

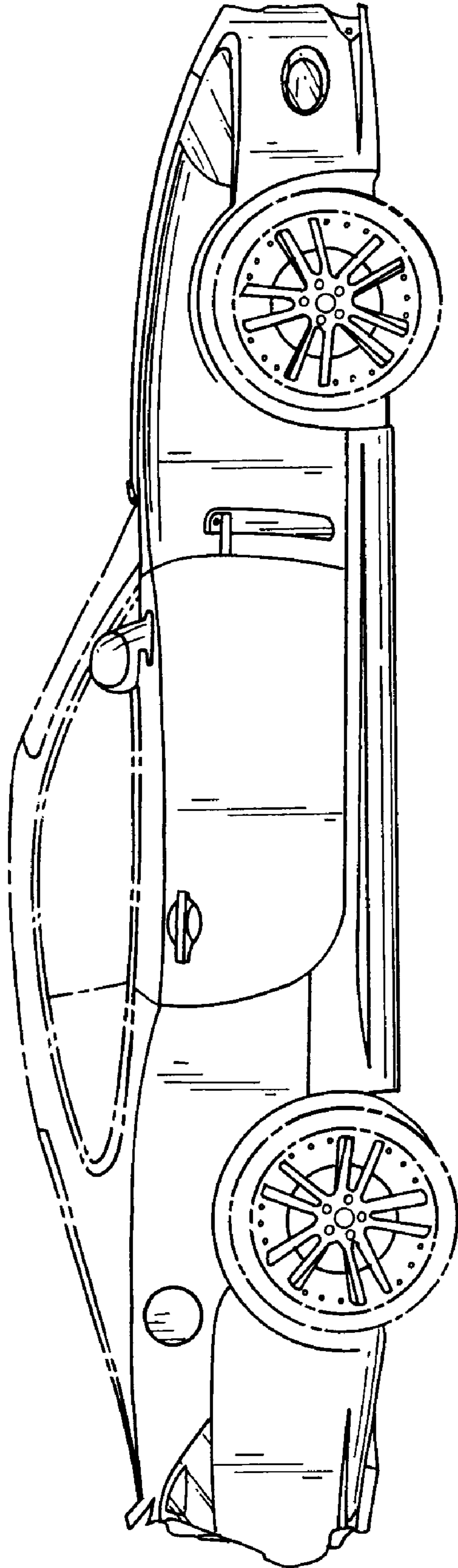


Fig. 5

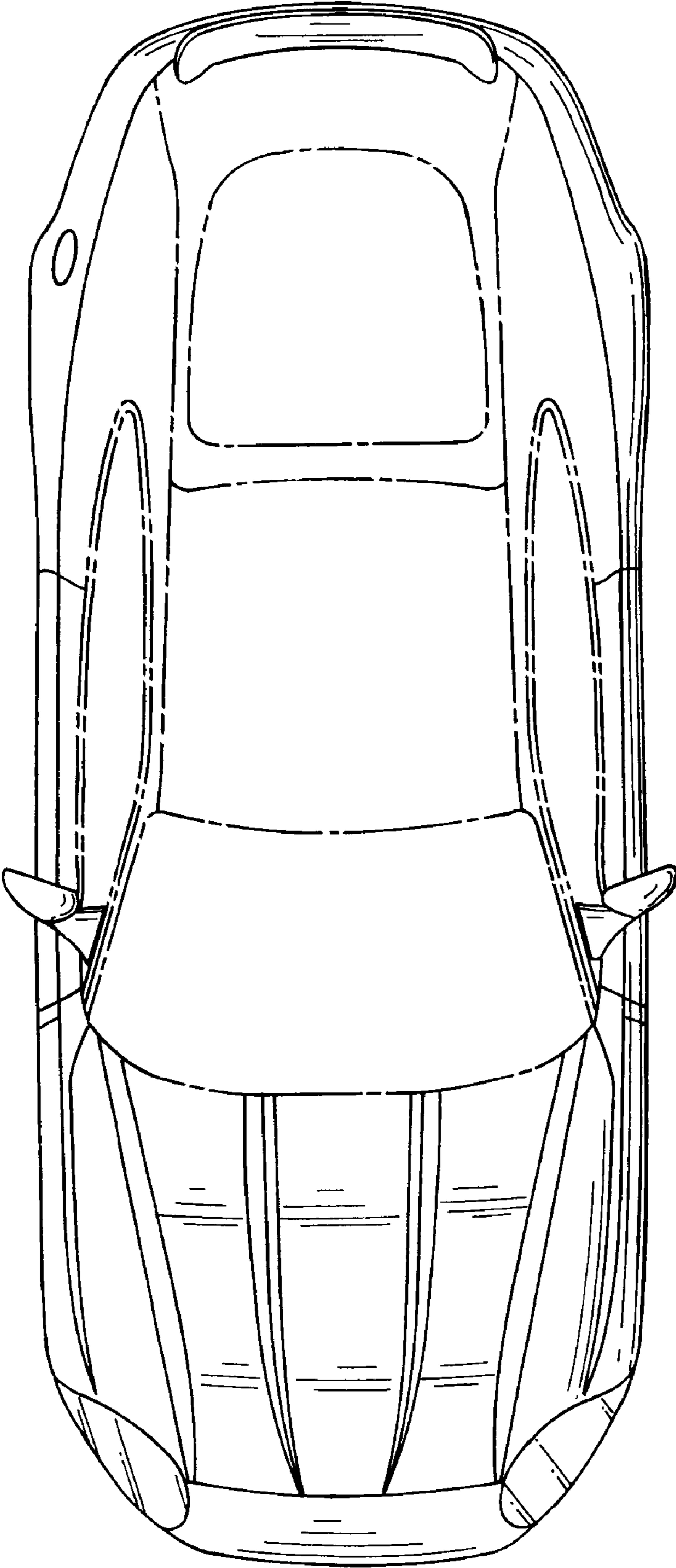


Fig. 6