



US00D525912S

(12) **United States Design Patent**
Perkins

(10) **Patent No.:** **US D525,912 S**

(45) **Date of Patent:** **** Aug. 1, 2006**

(54) **VEHICLE BODY**

(75) **Inventor:** **Jeffrey W Perkins**, Royal Oak, MI
(US)

(73) **Assignee:** **General Motors Corporation**, Detroit,
MI (US)

(**) **Term:** **14 Years**

(21) **Appl. No.:** **29/196,230**

(22) **Filed:** **Dec. 22, 2003**

(51) **LOC (8) Cl.** **12-08**

(52) **U.S. Cl.** **D12/92**

(58) **Field of Classification Search** D12/90-92,
D12/86; D21/424, 433, 548, 549; 296/185,
296/186; 446/454-456, 465, 470
See application file for complete search history.

(56) **References Cited**

U.S. PATENT DOCUMENTS

D420,940 S * 2/2000 McMahan et al. D12/92

D486,423 S * 2/2004 Ikeda et al. D12/92
D488,100 S * 4/2004 Wakao et al. D12/92
D488,101 S * 4/2004 Wakao et al. D12/92

* cited by examiner

Primary Examiner—Melody N. Brown

(74) *Attorney, Agent, or Firm*—Timothy G. Gorbatoff

(57) **CLAIM**

The ornamental design for a vehicle body, as shown and described.

DESCRIPTION


FIG. 1 is a front perspective view of a vehicle body showing my new design;

FIG. 2 is a left side elevation view thereof, the right side being a mirror image of that shown; and,

FIG. 3 is a rear perspective view thereof.

In the drawing views, the tires, emblems, antenna and wheels shown in broken lines are for illustrative purposes only and form no part of the claimed design.

1 Claim, 2 Drawing Sheets






FIG. 1




FIG. 3

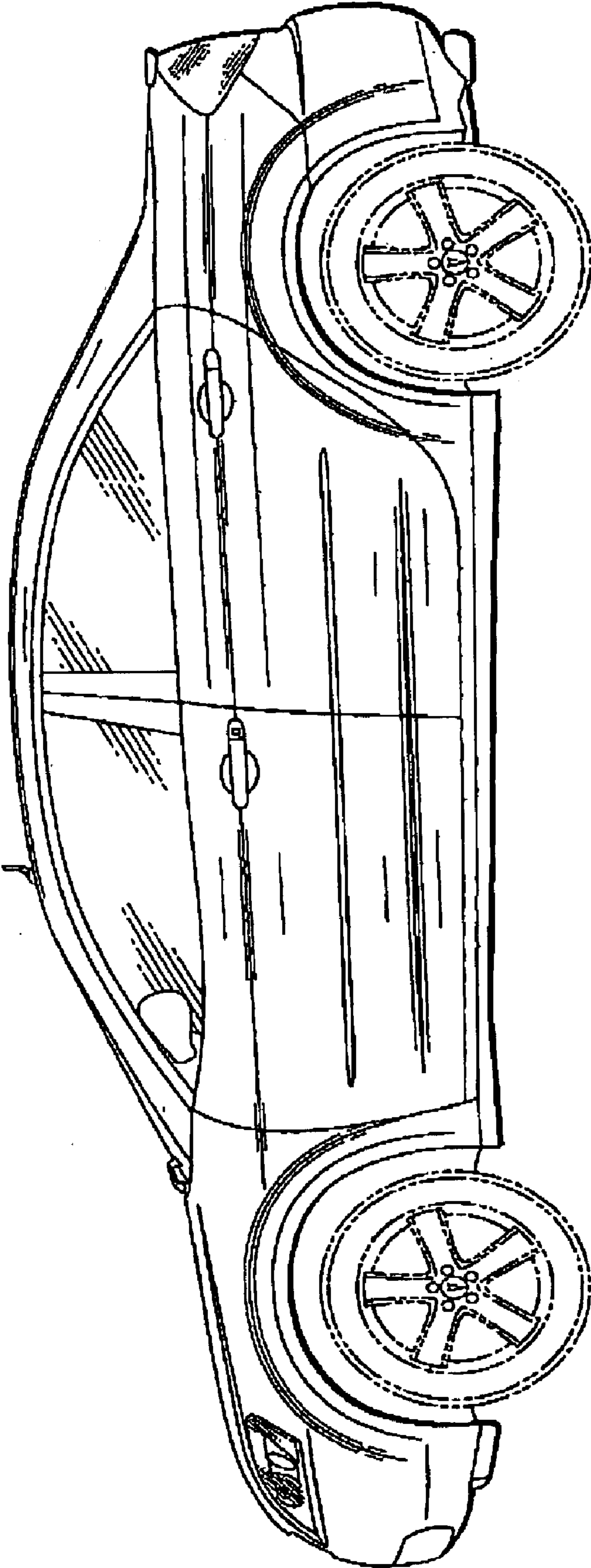


FIG. 2