



US00D525909S

(12) **United States Design Patent**
Liu

(10) **Patent No.:** **US D525,909 S**

(45) **Date of Patent:** **** Aug. 1, 2006**

(54) **AUTOMOBILE**

(75) Inventor: **Tin Hang Liu**, Turin (IT)

(73) Assignees: **Creatina di Liu Tin Hang**, Turin (IT);
C.S. a.s., Turin (IT)

(**) Term: **14 Years**

(21) Appl. No.: **29/222,203**

(22) Filed: **Jan. 28, 2005**

(30) **Foreign Application Priority Data**

Jul. 29, 2004 (IT) 000209705

(51) **LOC (8) Cl.** **12-08**

(52) **U.S. Cl.** **D12/88**

(58) **Field of Classification Search** D12/86-88,
D12/92; D21/424, 433, 548-550, 539; 296/181.1
See application file for complete search history.

(56) **References Cited**

U.S. PATENT DOCUMENTS

D219,525 S * 12/1970 Tauranac D12/88
D222,160 S * 10/1971 Rudd D21/550
D231,914 S * 6/1974 Phillippe D12/88
D261,672 S * 11/1981 Phillippe D21/550

D275,940 S * 10/1984 Ogilvie D12/88
D355,397 S * 2/1995 Verduyn et al. D12/92
D398,882 S * 9/1998 Powell D12/88
D419,108 S * 1/2000 Lombardi et al. D12/88
D452,188 S * 12/2001 Hettich et al. D12/86
D453,710 S * 2/2002 Hettich et al. D12/86
D471,489 S * 3/2003 Greenfield D12/88

* cited by examiner

Primary Examiner—Melody N. Brown

(74) *Attorney, Agent, or Firm*—Jason D. Voight


(57) **CLAIM**

The ornamental design for an automobile, as shown and described.

DESCRIPTION

FIG. 1 is a front view of the automobile;
FIG. 2 is a side of the automobile of FIG. 1;
FIG. 3 is a rear view of the automobile of FIG. 1;
FIG. 4 is a top view of the automobile of FIG. 1;
FIG. 5 is a perspective view of the automobile of FIG. 1;
FIG. 6 is a second perspective view of the automobile of FIG. 1; and,
FIG. 7 is a bottom view of the automobile of FIG. 1.

1 Claim, 7 Drawing Sheets







FIG. 1

FIG. 2






FIG. 3





FIG. 4

FIG. 5






FIG. 6




FIG. 7