

US00D525908S

(12) **United States Design Patent**
Boyver

(10) **Patent No.:** **US D525,908 S**

(45) **Date of Patent:** **** Aug. 1, 2006**

(54) **BELT BUCKLE**

(75) **Inventor:** **Gary Boyver**, Alpine, UT (US)

(73) **Assignee:** **Outlaw, LLC**, Alpine, UT (US)

(**) **Term:** **14 Years**

(21) **Appl. No.:** **29/227,613**

(22) **Filed:** **Apr. 13, 2005**

(51) **LOC (8) Cl.** **02-07**

(52) **U.S. Cl.** **D11/238**

(58) **Field of Classification Search** D11/236-241;
D2/627-630; 24/163 K, 163 R, 198-200,
24/307, 317-318

See application file for complete search history.

(56) **References Cited**

U.S. PATENT DOCUMENTS

D49,554 S	*	8/1916	Sylvester	D11/238
D157,263 S	*	2/1950	Justin, Jr.	D11/239
D175,780 S	*	10/1955	Kelman	D11/238
D254,522 S	*	3/1980	Moreton	D11/240

4,260,087 A	*	4/1981	Leaver	24/163 K
D501,427 S	*	2/2005	Robbins	D11/238
6,920,672 B1	*	7/2005	Hubbard	24/163 K

* cited by examiner

Primary Examiner—Catherine R. Oliver

(74) *Attorney, Agent, or Firm*—Kunzler & Associates


(57) **CLAIM**

The ornamental design for a belt buckle, as shown and described.

DESCRIPTION

FIG. 1 is a perspective view of the belt buckle;
FIG. 2 is a front view of the belt buckle;
FIG. 3 is a back view of the belt buckle;
FIG. 4 is a side view of the belt buckle;
FIG. 5 is an opposing side view of the belt buckle;
FIG. 6 is a top view of the belt buckle; and,
FIG. 7 is a bottom view of the belt buckle.
The broken lines are directed to environment and are for illustrative purposes only; the broken lines form no part of the claimed design.

1 Claim, 5 Drawing Sheets






Fig. 1



Fig. 2

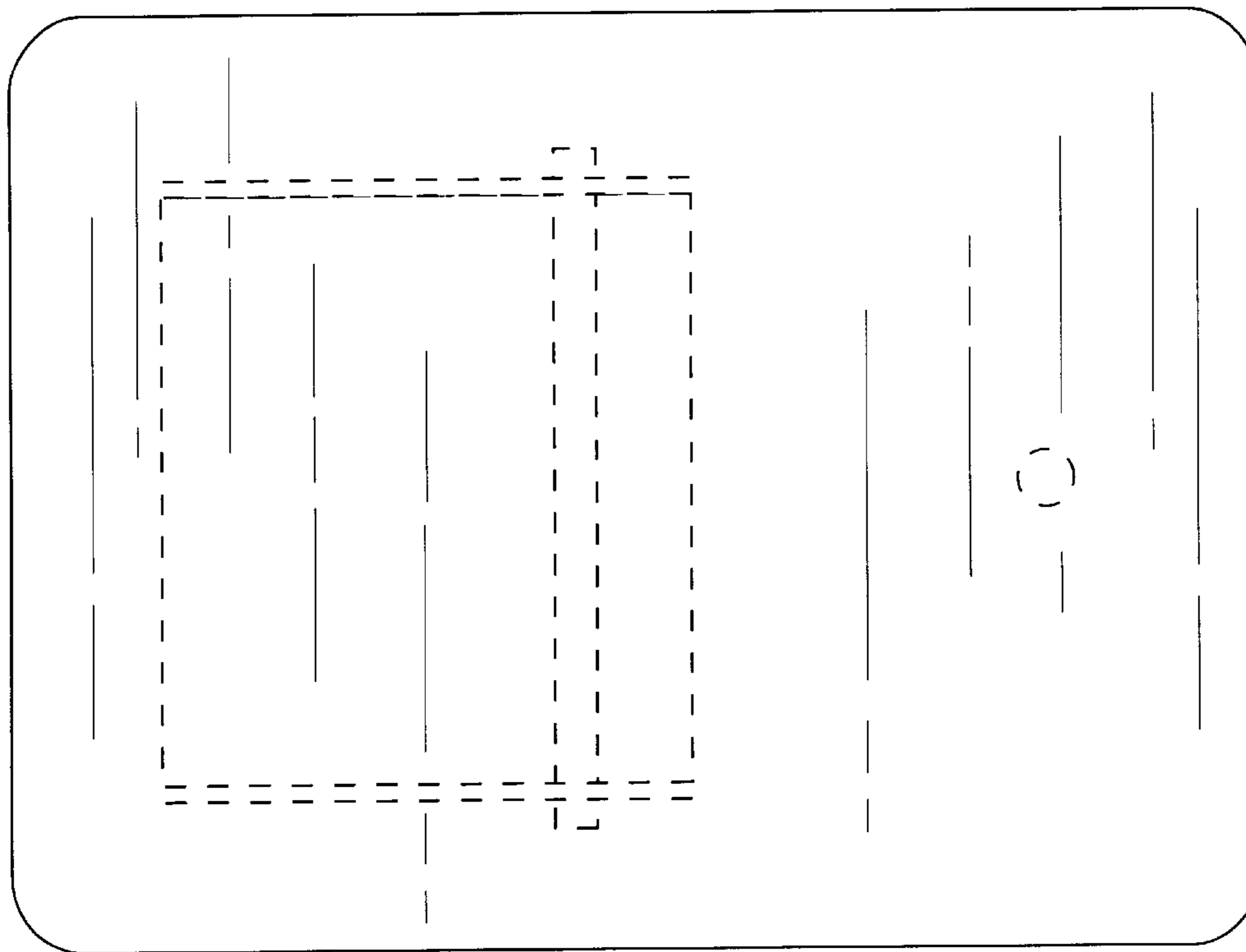


Fig. 3

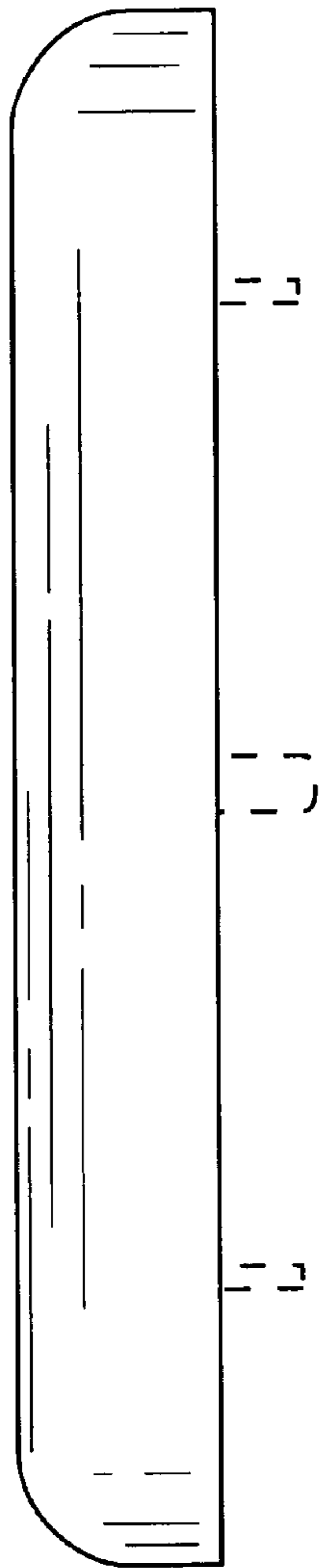


Fig. 4

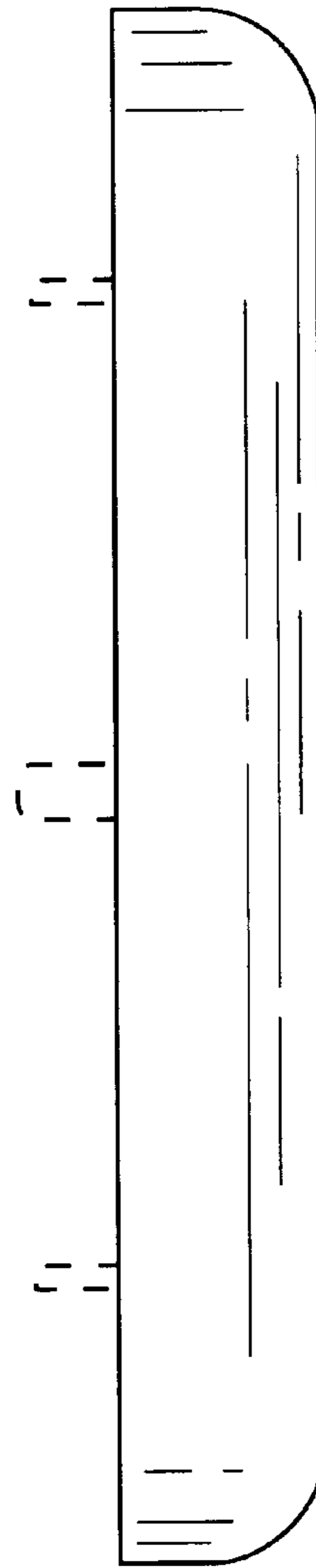


Fig. 5

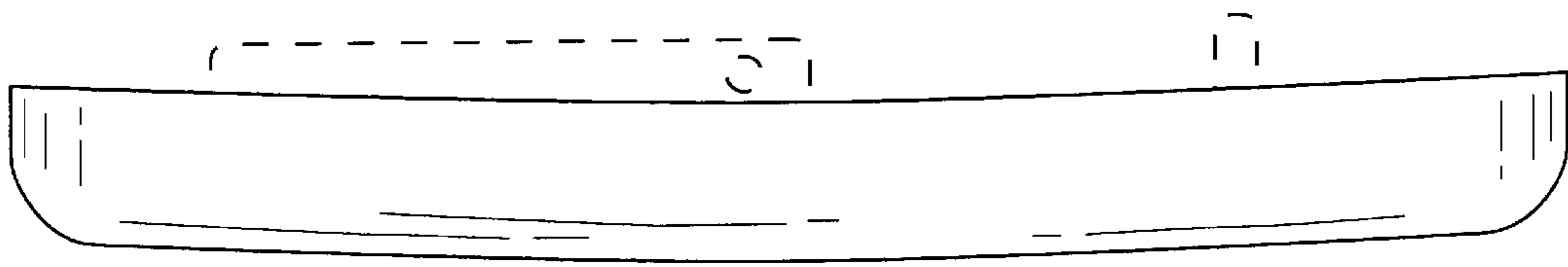


Fig. 6

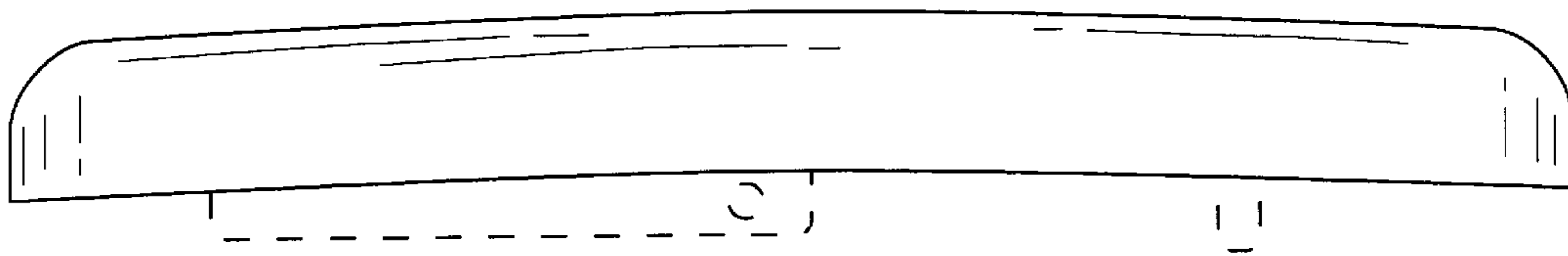


Fig. 7