

US00D525907S

(12) **United States Design Patent**  
**Mouquet**

(10) **Patent No.:** **US D525,907 S**

(45) **Date of Patent:** **\*\* Aug. 1, 2006**

(54) **BUCKLE**

(75) **Inventor:** **Philippe Mouquet, Paris (FR)**

(73) **Assignee:** **Hermes Sellier, Paris (FR)**

(\*\*) **Term:** **14 Years**

(21) **Appl. No.:** **29/187,824**

(22) **Filed:** **Aug. 7, 2003**

(30) **Foreign Application Priority Data**

Feb. 12, 2003 (WO) ..... DM/063 465

(51) **LOC (8) Cl.** ..... **02-07**

(52) **U.S. Cl.** ..... **D11/234**

(58) **Field of Classification Search** ..... D11/200,  
D11/234-237, 3; D10/31-33; 24/163 R,  
24/170, 185, 188, 191-193, 197, 199  
See application file for complete search history.

(56) **References Cited**

**U.S. PATENT DOCUMENTS**

D89,636 S \* 4/1933 Fromm ..... D11/237

D97,766 S \* 12/1935 Freysinger ..... D11/236  
2,775,011 A \* 12/1956 Beuchat et al. .... D11/237  
D290,589 S \* 6/1987 Watanabe ..... D11/234  
D416,828 S \* 11/1999 Hwang ..... D11/237

\* cited by examiner

*Primary Examiner*—Catherine R. Oliver

(74) *Attorney, Agent, or Firm*—Darby & Darby

(57) **CLAIM**

The ornamental design for a buckle, as shown and described.

**DESCRIPTION**


FIG. 1 is a top perspective view of a buckle showing my new design;

FIG. 2 is a front elevation view thereof;

FIG. 3 is a side elevation view, the opposite side elevation view being a mirror image thereof; and,


FIG. 4 is a rear elevation view.

**1 Claim, 2 Drawing Sheets**







**FIG. 1**



**FIG. 2**



**FIG. 3**



**FIG. 4**

