



US00D525906S

(12) **United States Design Patent**  
**Gut**

(10) **Patent No.:** **US D525,906 S**

(45) **Date of Patent:** **\*\* Aug. 1, 2006**

(54) **PULL TAB FOR A SLIDE FASTENER**

D398,560 S \* 9/1998 Oda ..... D11/221  
D446,165 S \* 8/2001 Yoneoka ..... D11/221

(75) Inventor: **Michelle Gut**, New York, NY (US)

\* cited by examiner

(73) Assignee: **Ideal Fastener Corporation**, Oxford, NC (US)

*Primary Examiner*—Ralf Seifert

(74) *Attorney, Agent, or Firm*—Kennedy Covington Lobdell & Hickman, LLP

(\*\*) Term: **14 Years**

(57) **CLAIM**

(21) Appl. No.: **29/222,672**

I claim the ornamental design for a pull tab for a slide fastener, as shown and described herein.

(22) Filed: **Feb. 2, 2005**

**DESCRIPTION**

(51) **LOC (8) Cl.** ..... **02-07**

FIG. 1 is a front view illustrating the pull tab for a slide fastener;

(52) **U.S. Cl.** ..... **D11/221**

FIG. 2 is a bottom view of the pull tab;

(58) **Field of Classification Search** ..... D11/200,  
D11/201, 221; 24/415–417, 419, 421, 427–431,  
24/381–382, 385, 387, 433, 434; 384/64  
See application file for complete search history.

FIG. 3 is a top view of the pull tab;

FIG. 4 is a right side view of the pull tab;

FIG. 5 is a left side view of the pull tab;

FIG. 6 is a left side section view of the pull tab taken along the line 6—6 of FIG. 1; and,

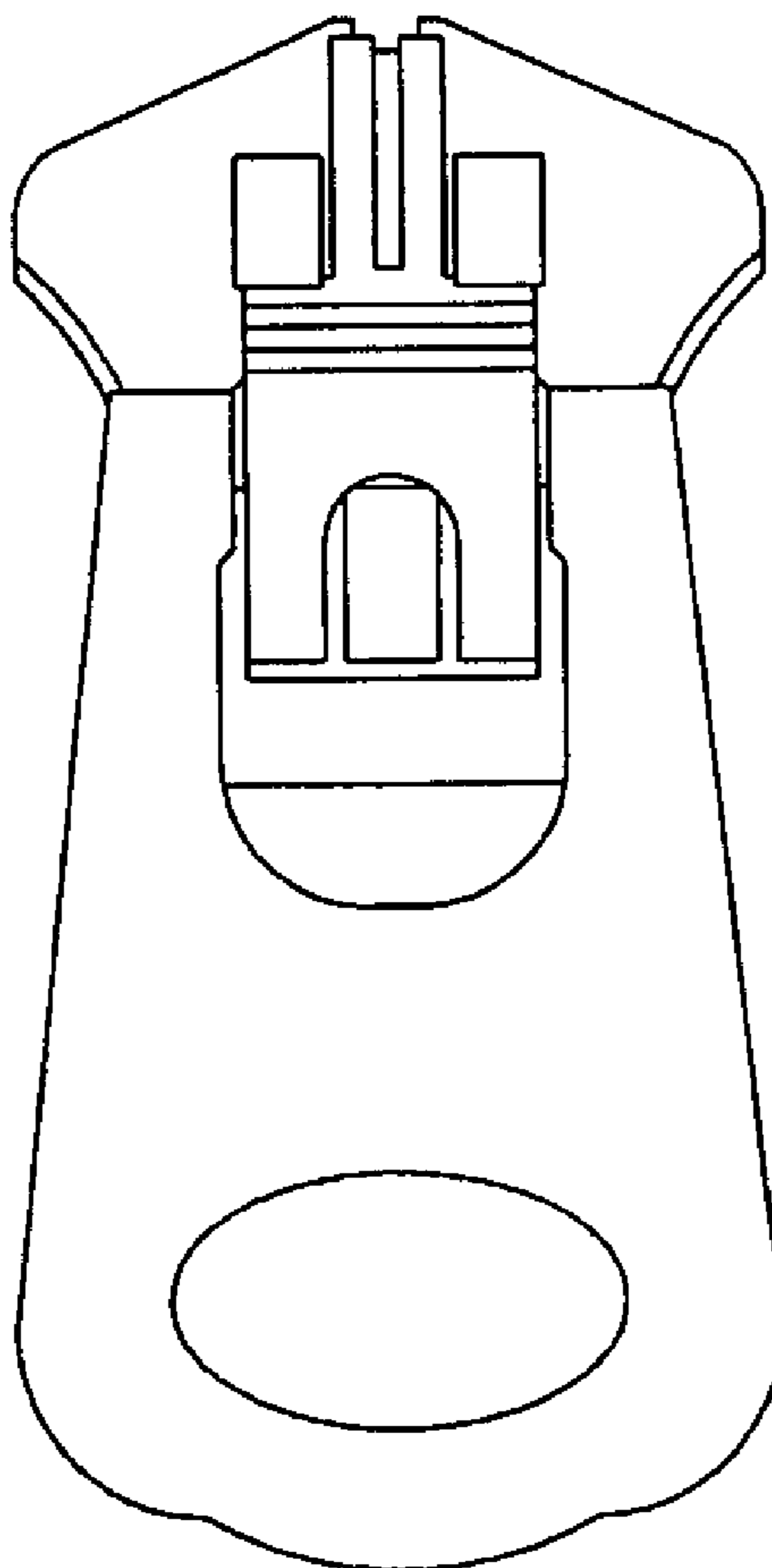
FIG. 7 is a front view showing the pull tab of FIG. 1 in connection with a slide fastener slider body for illustrative purposes only and forms no part of the claimed design.

(56) **References Cited**

**U.S. PATENT DOCUMENTS**

D366,012 S \* 1/1996 Aoki ..... D11/221

**1 Claim, 2 Drawing Sheets**






Fig. 3



Fig. 5

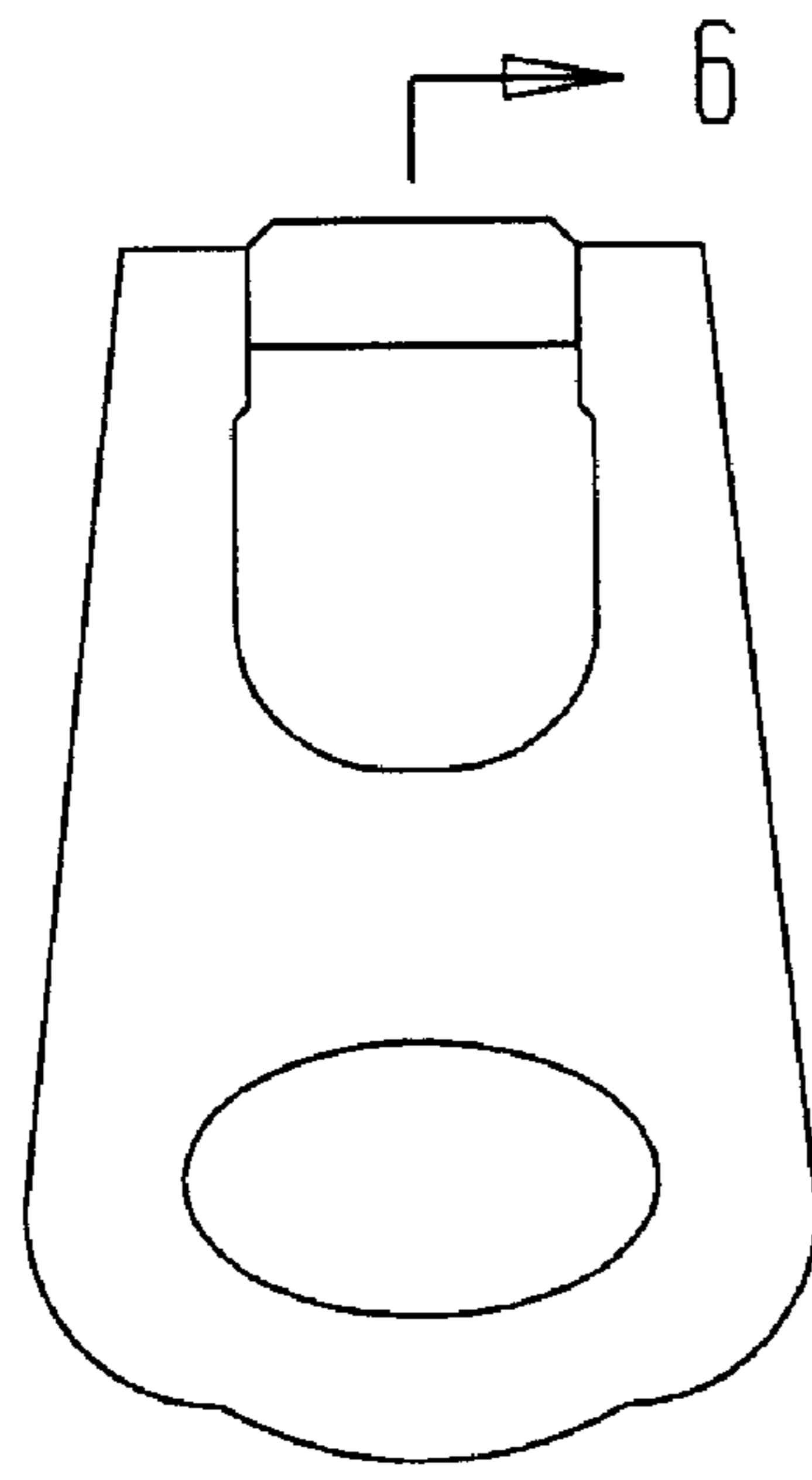


Fig. 1



Fig. 4




Fig. 2

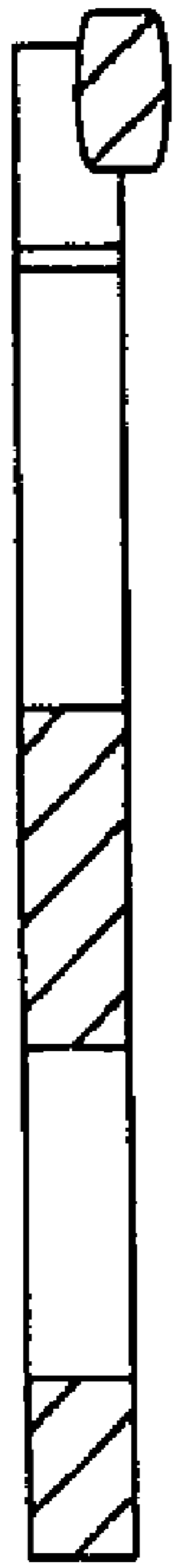


Fig. 6

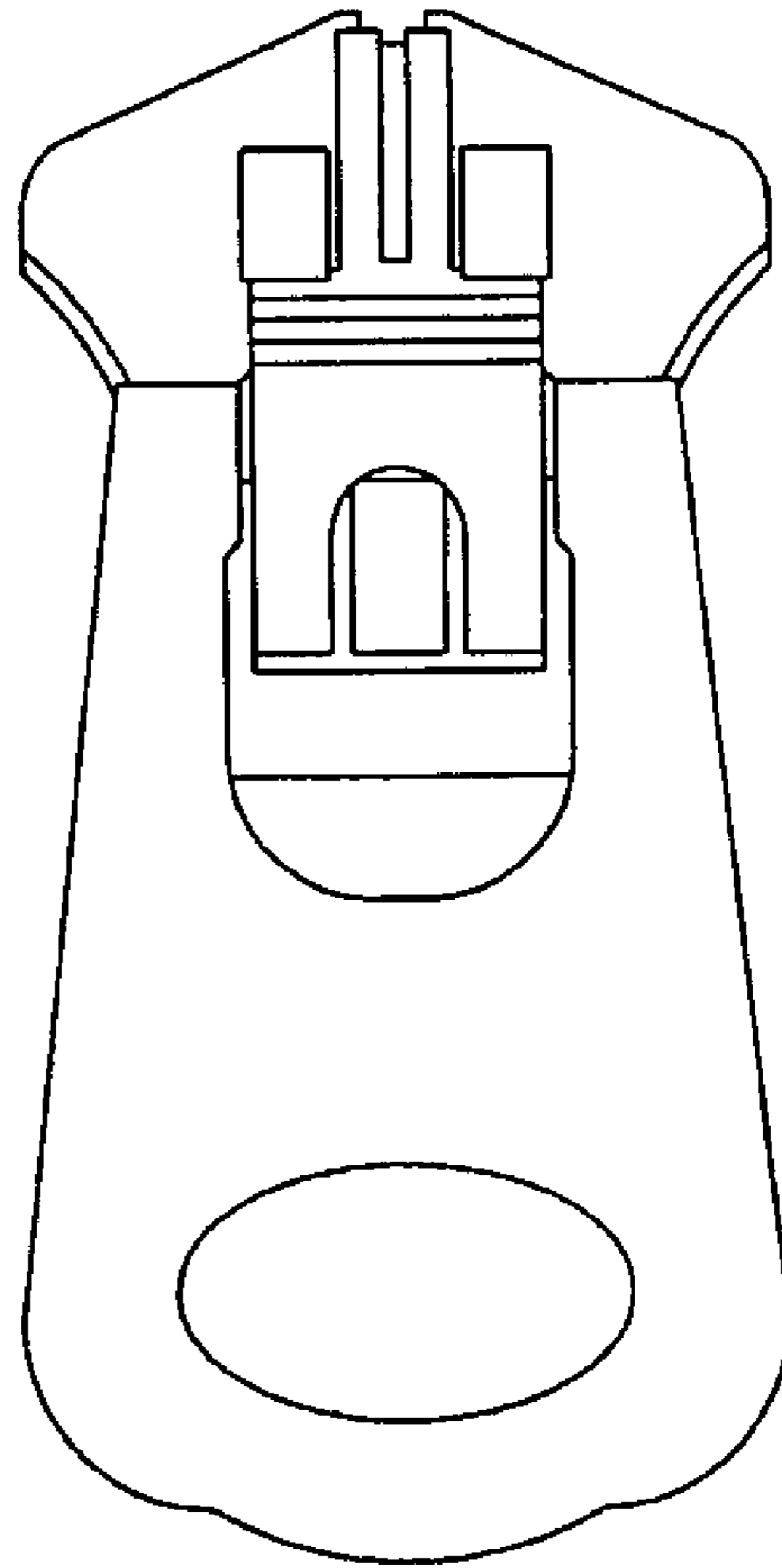


Fig. 7