



US00D525898S

(12) **United States Design Patent**
Anderson

(10) **Patent No.:** **US D525,898 S**

(45) **Date of Patent:** **** Aug. 1, 2006**

(54) **PENDANT**

(76) **Inventor:** **Patricia Anderson**, 686 Warden Avenue, Unit 24, Toronto, Ontario (CA), M1L 4W4

(**) **Term:** **14 Years**

(21) **Appl. No.:** **29/195,718**

(22) **Filed:** **Dec. 17, 2003**

(51) **LOC (8) Cl.** **11-01**

(52) **U.S. Cl.** **D11/81**

(58) **Field of Classification Search** D11/1-2,
D11/40-43, 44, 48-49, 53, 56-57, 59-60,
D11/63, 65, 79-82, 83, 91, 95-97, 99-101,
D11/106, 114-115; 63/1.11, 18-20; D3/207-211
See application file for complete search history.

(56) **References Cited**

U.S. PATENT DOCUMENTS

D446,159 S * 8/2001 Turner D11/160
D449,559 S * 10/2001 Fink D11/128

OTHER PUBLICATIONS

www.concretecreations.net/lg_sitting_angel.JPG, May 11, 2000.*

www.ponddoc.com/HG/Gardens/Statuary/Als/Angels/Als114.jpg, Dec. 1, 1997.*

* cited by examiner

Primary Examiner—Louis S. Zarfes

Assistant Examiner—John Windmuller

(57) **CLAIM**

The ornamental design for a pendant, as shown and described.

DESCRIPTION

FIG. 1 is a front perspective view of a pendant showing my new design;

FIG. 2 is a front elevational view thereof;


FIG. 3 is a rear elevational view thereof;

FIG. 4 is a top plan view thereof;

FIG. 5 is a bottom plan view thereof; and,

FIG. 6 is a left side elevational view thereof.

1 Claim, 6 Drawing Sheets



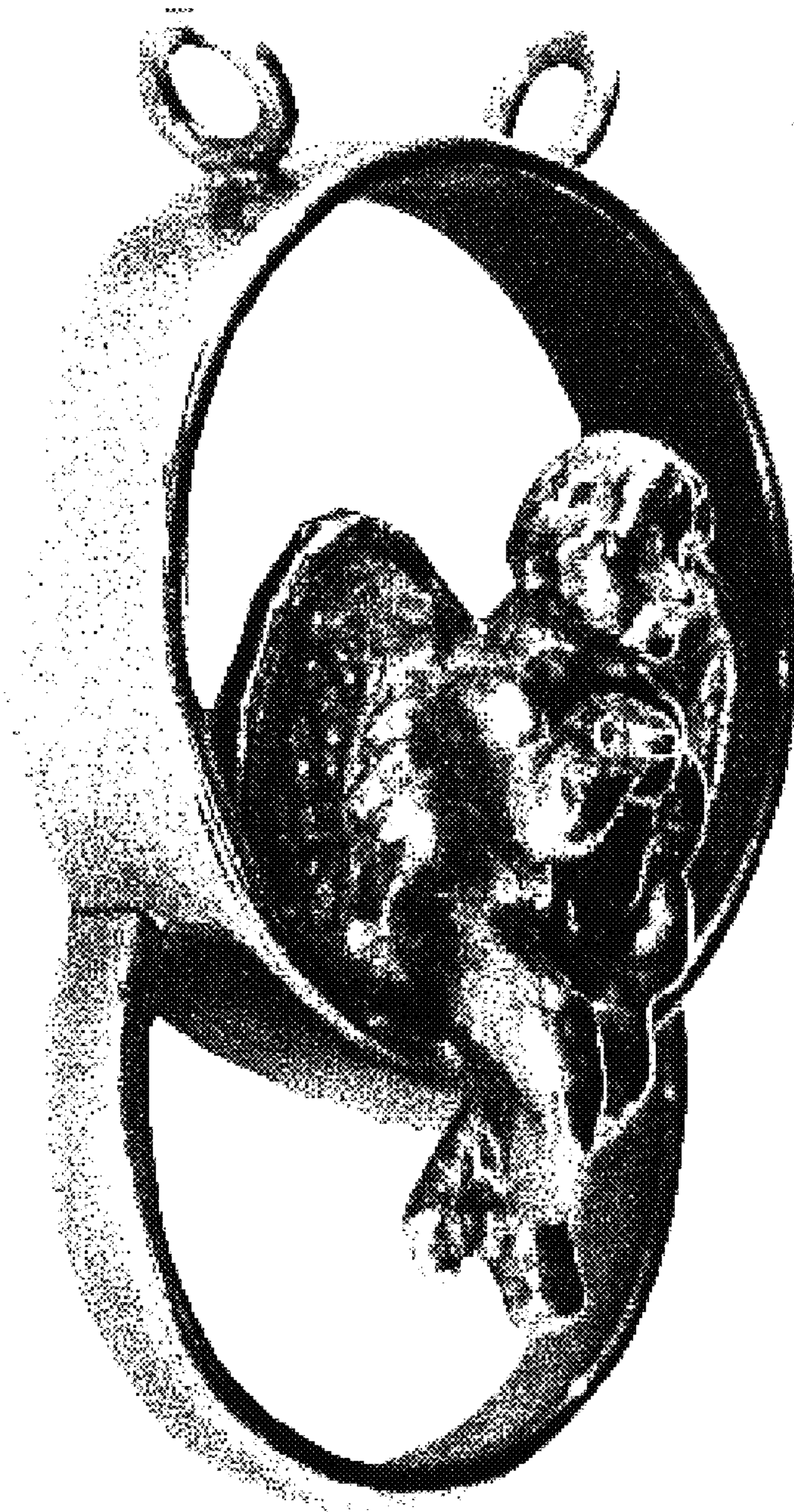


FIGURE 1



FIGURE 2




FIGURE 3




FIGURE 4




FIGURE 5



FIGURE 6