

US00D525884S

(12) **United States Design Patent**
Copia

(10) **Patent No.:** **US D525,884 S**

(45) **Date of Patent:** **** Aug. 1, 2006**

(54) **BASEBALL GAME COUNTER**

(76) Inventor: **Nick Copia**, 11701 S. Ridgeland #67,
Worth, IL (US) 60482

(**) Term: **14 Years**

(21) Appl. No.: **29/226,554**

(22) Filed: **Mar. 30, 2005**

D159,316 S	*	7/1950	Beach	D10/46.1
2,993,288 A	*	7/1961	Rothman	116/223
3,455,273 A	*	7/1969	Willingham, Jr.	116/223
3,730,131 A	*	5/1973	Izzo	116/223
4,072,125 A	*	2/1978	Spalla	116/223
D252,916 S	*	9/1979	Van Exel	D10/46.1
D321,146 S	*	10/1991	Pouget et al.	D10/46.1
5,084,695 A	*	1/1992	Freeman	340/323 R
5,877,480 A	*	3/1999	Tuso et al.	235/1 B
2002/0069815 A1	*	6/2002	Farina, Jr.	116/223

* cited by examiner

Primary Examiner—Prabhakar Deshmukh

Related U.S. Application Data

(63) Continuation of application No. 10/684,749, filed on Oct. 14, 2003, now abandoned.

(51) **LOC (8) Cl.** **21-01**

(52) **U.S. Cl.** **D10/46.1**

(58) **Field of Classification Search** D10/46,
D10/46.1; 116/222–225, 325, 326; 235/1 B,
235/1 C, 1 D, 90; 273/236, 459, DIG. 26,
273/148 R

See application file for complete search history.

(57) **CLAIM**

The ornamental design for a baseball game counter, as shown and described.

DESCRIPTION

FIG. 1 is a top plan view of a baseball game counter showing my new design.

FIG. 2 is a right side elevational view of the baseball game counter.

FIG. 3 is a bottom plan view thereof.

FIG. 4 is a left side elevational view thereof.

FIG. 5 is a rear elevational view thereof; and,

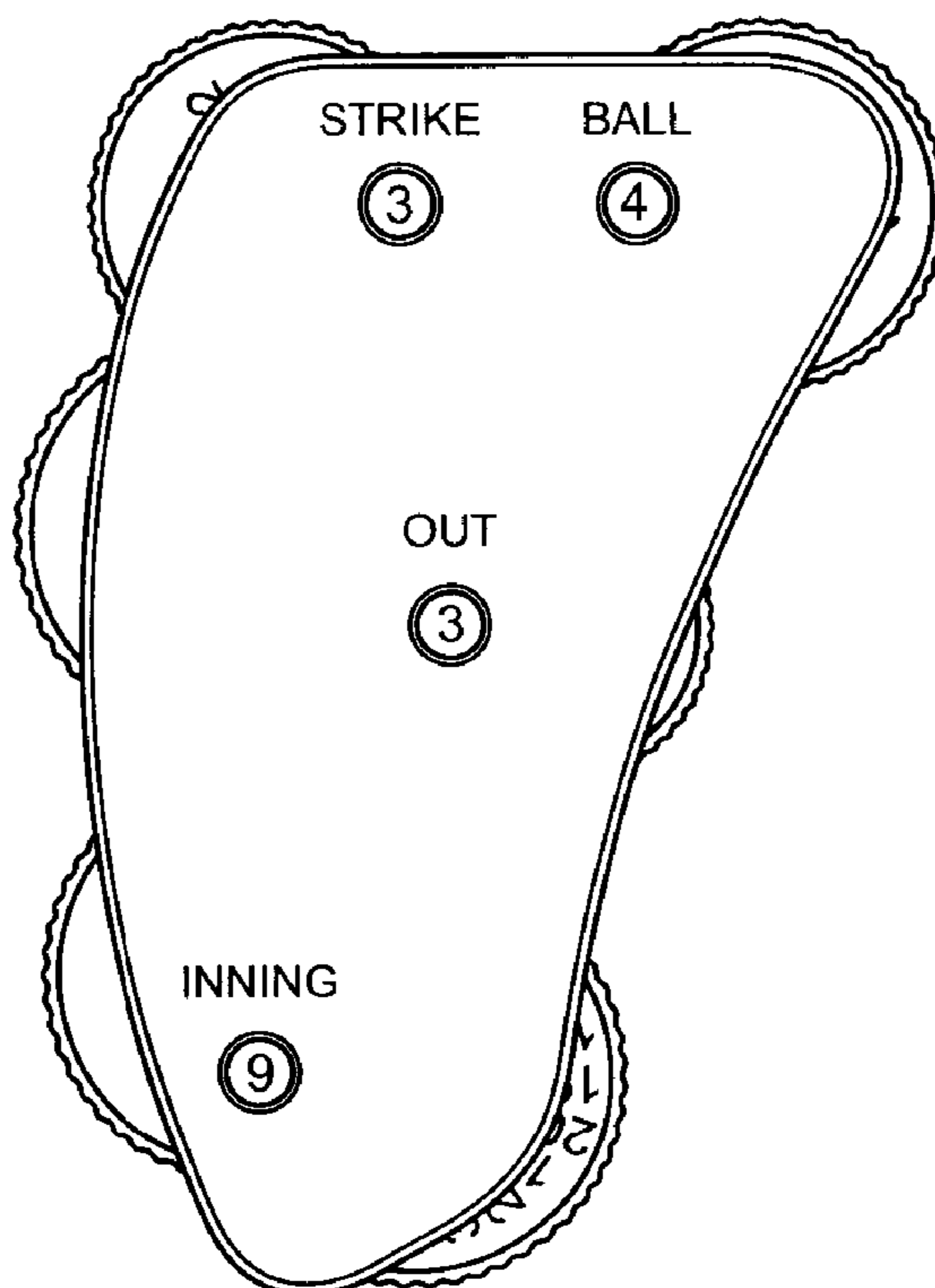
FIG. 6 is a front elevational view thereof.

(56) **References Cited**

U.S. PATENT DOCUMENTS

D42,686 S	*	7/1912	Curran	D10/46.1
1,785,288 A	*	12/1930	Swarthout	235/114
D116,325 S	*	8/1939	Ryan	D10/46.1

1 Claim, 1 Drawing Sheet



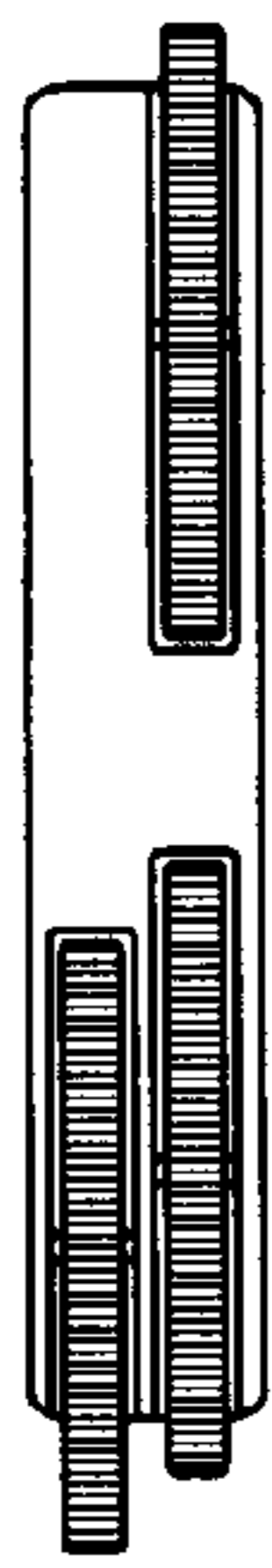


FIG. 5

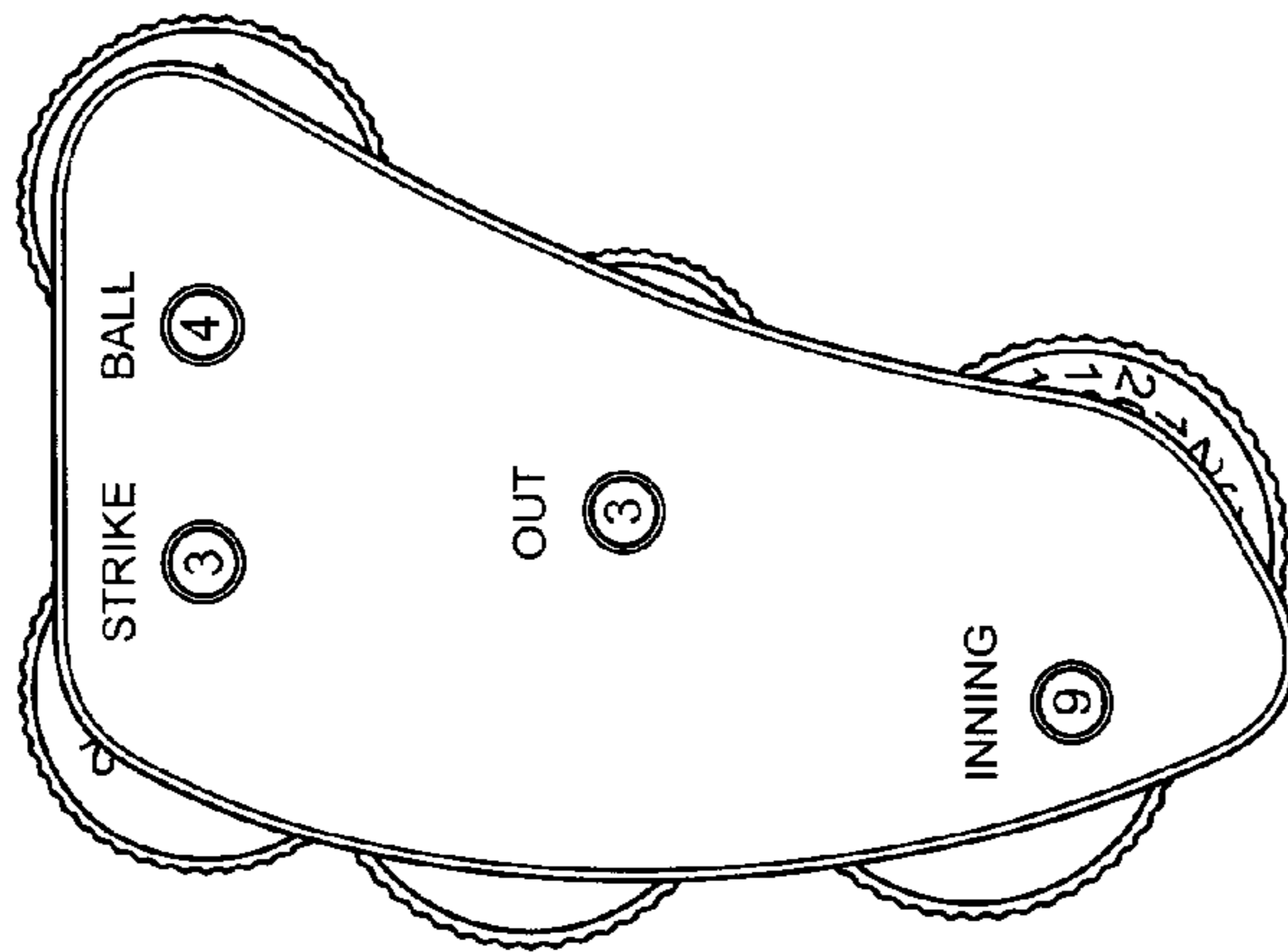


FIG. 1



FIG. 2

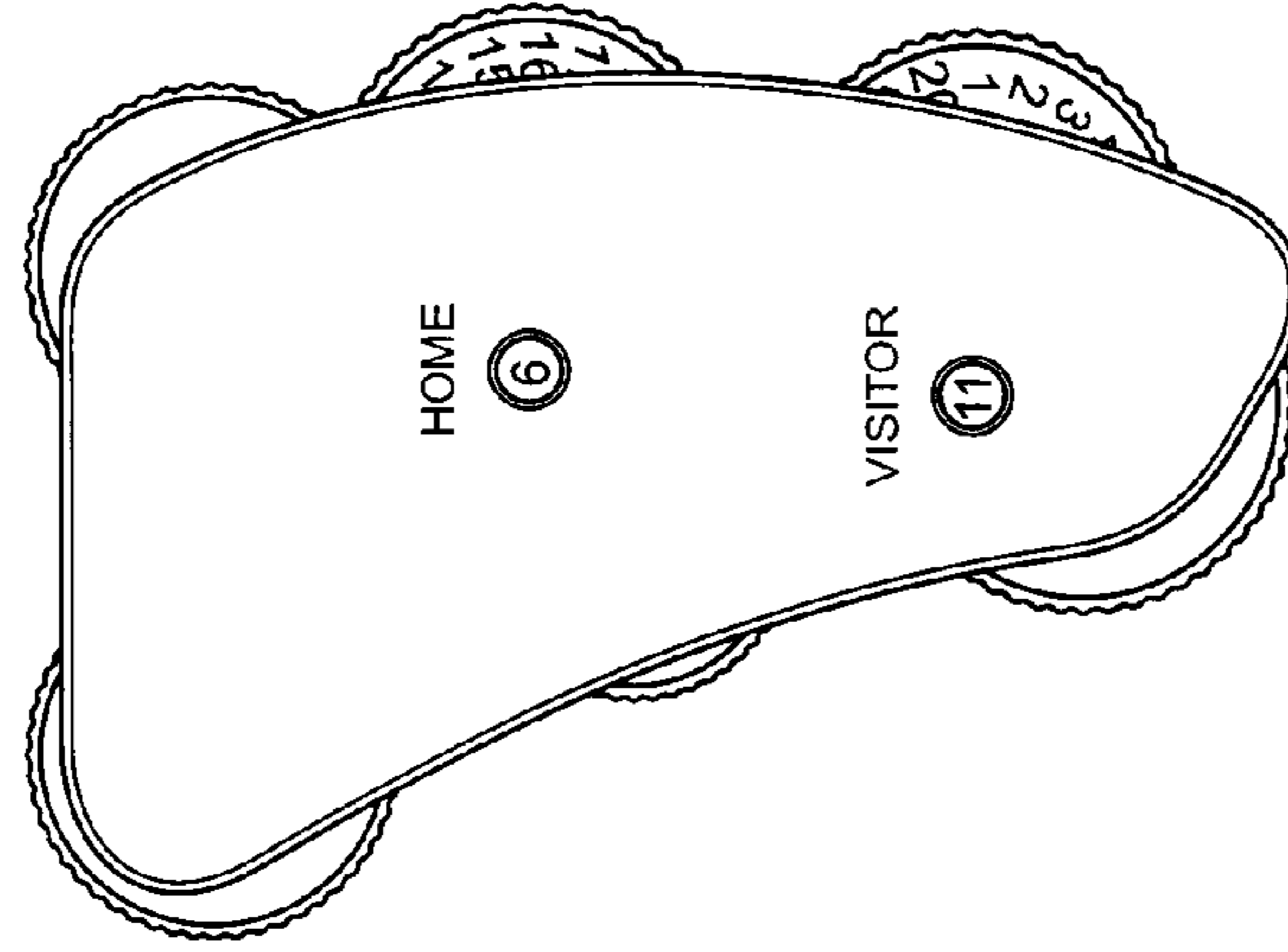


FIG. 3



FIG. 4

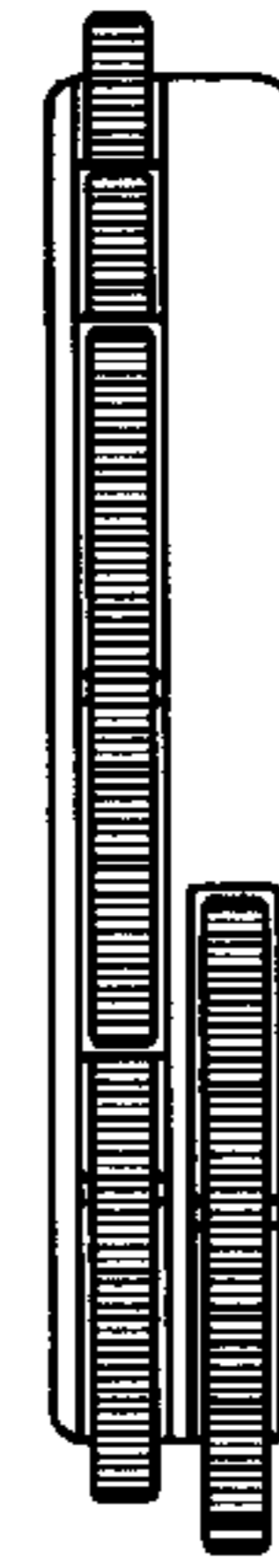


FIG. 6