



US00D525883S

(12) **United States Design Patent**
Lalo

(10) **Patent No.:** **US D525,883 S**

(45) **Date of Patent:** **** Aug. 1, 2006**

(54) **WATCH CASE**

D456,726 S * 5/2002 Finazzi D10/39
D473,472 S * 4/2003 Wunderman D10/32

(75) Inventor: **Eyal Lalo**, Hallandale, FL (US)

OTHER PUBLICATIONS

(73) Assignee: **Invicta Watch Company of America, Inc.**, Hollywood, FL (US)

Hong Kong Enterprise, Oct., 1995, p. 198, watches.*
Hong Kong Enterprise, Jun. 1990, p. 107, watches.*
USAA Gift Catalog, Fall, 1994, p. 16, "Zodiac" watches.*

(**) Term: **14 Years**

* cited by examiner

(21) Appl. No.: **29/244,442**

Primary Examiner—Lucy Lieberman

(22) Filed: **Dec. 9, 2005**

(74) *Attorney, Agent, or Firm*—Howard Natter; Natter & Natter

(51) **LOC (8) Cl.** **10-02**

(52) **U.S. Cl.** **D10/38**

(58) **Field of Classification Search** D10/30-39,
D10/122-132; 368/276, 281, 282, 285, 294,
368/295, 316, 317, 21-27, 28-30, 82-84,
368/226, 228, 232, 250, 239-242, 223, 10

See application file for complete search history.

(57) **CLAIM**

The ornamental design for a watch case, as shown and described.

DESCRIPTION

FIG. 1 is a front right side perspective view of a watch case showing my new design;

FIG. 2 is a right side elevational view thereof;

FIG. 3 is a top plan view thereof;

FIG. 4 is a front elevation thereof;

FIG. 5 is a left side elevational view thereof; and,

FIG. 6 is a rear elevation thereof.

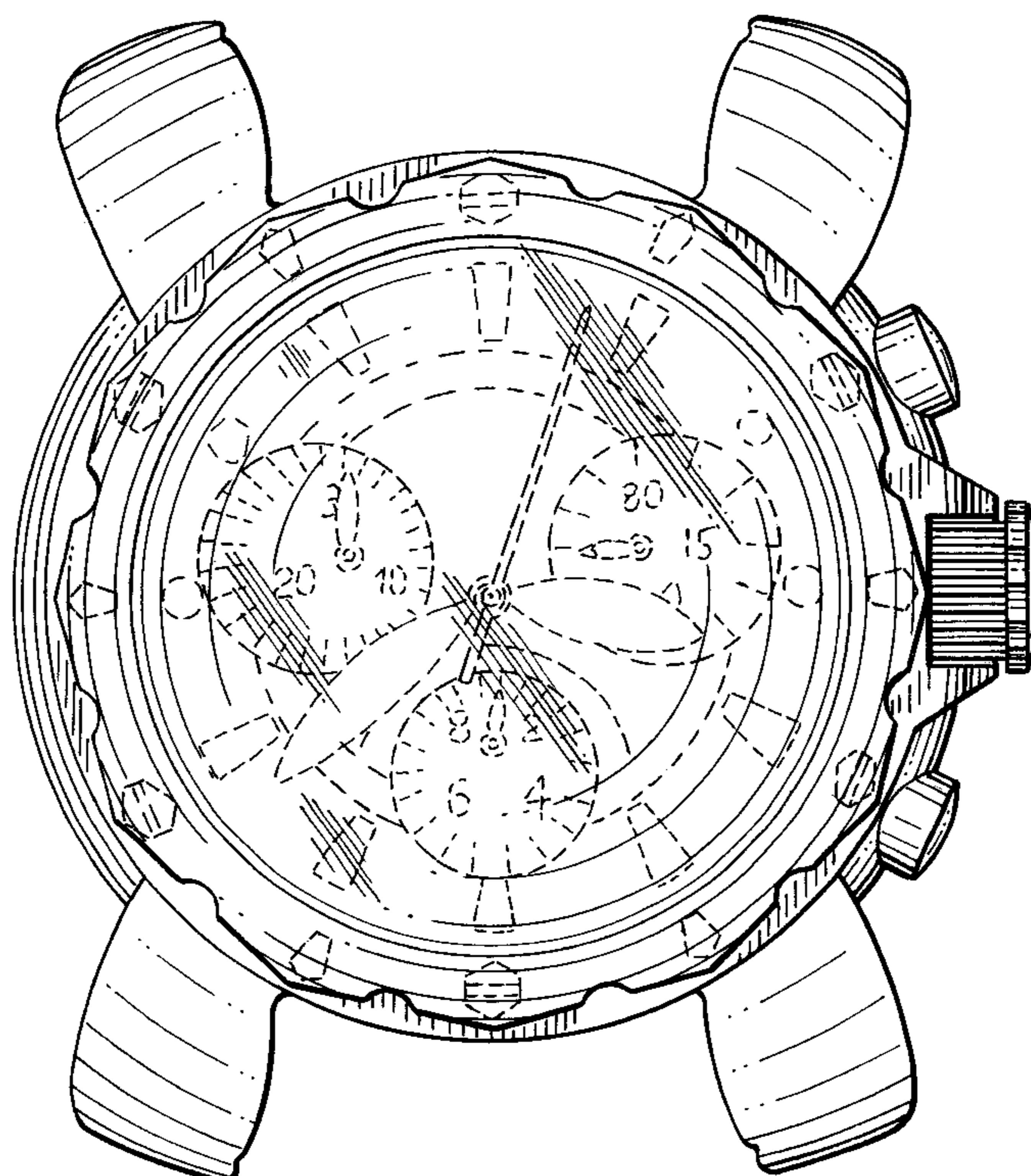
The bottom plan view is a mirror image of the top plan view illustrated in FIG. 3. The broken lines in FIGS. 1 through 5 are for illustrative purposes only and do not form part of the claimed design.

(56) **References Cited**

U.S. PATENT DOCUMENTS

- D331,884 S * 12/1992 Wunderman D10/32
- D349,653 S * 8/1994 Giardiello D10/30
- D349,654 S * 8/1994 Giardiello D10/39
- D356,961 S * 4/1995 Giardiello D10/39
- D361,528 S * 8/1995 Hayashi et al. D10/39
- D373,088 S * 8/1996 Wunderman D10/39
- D382,491 S * 8/1997 Tonohori D10/30
- D382,495 S * 8/1997 Chun D10/32
- D416,207 S * 11/1999 Aellen D10/32

1 Claim, 3 Drawing Sheets






FIG. 2

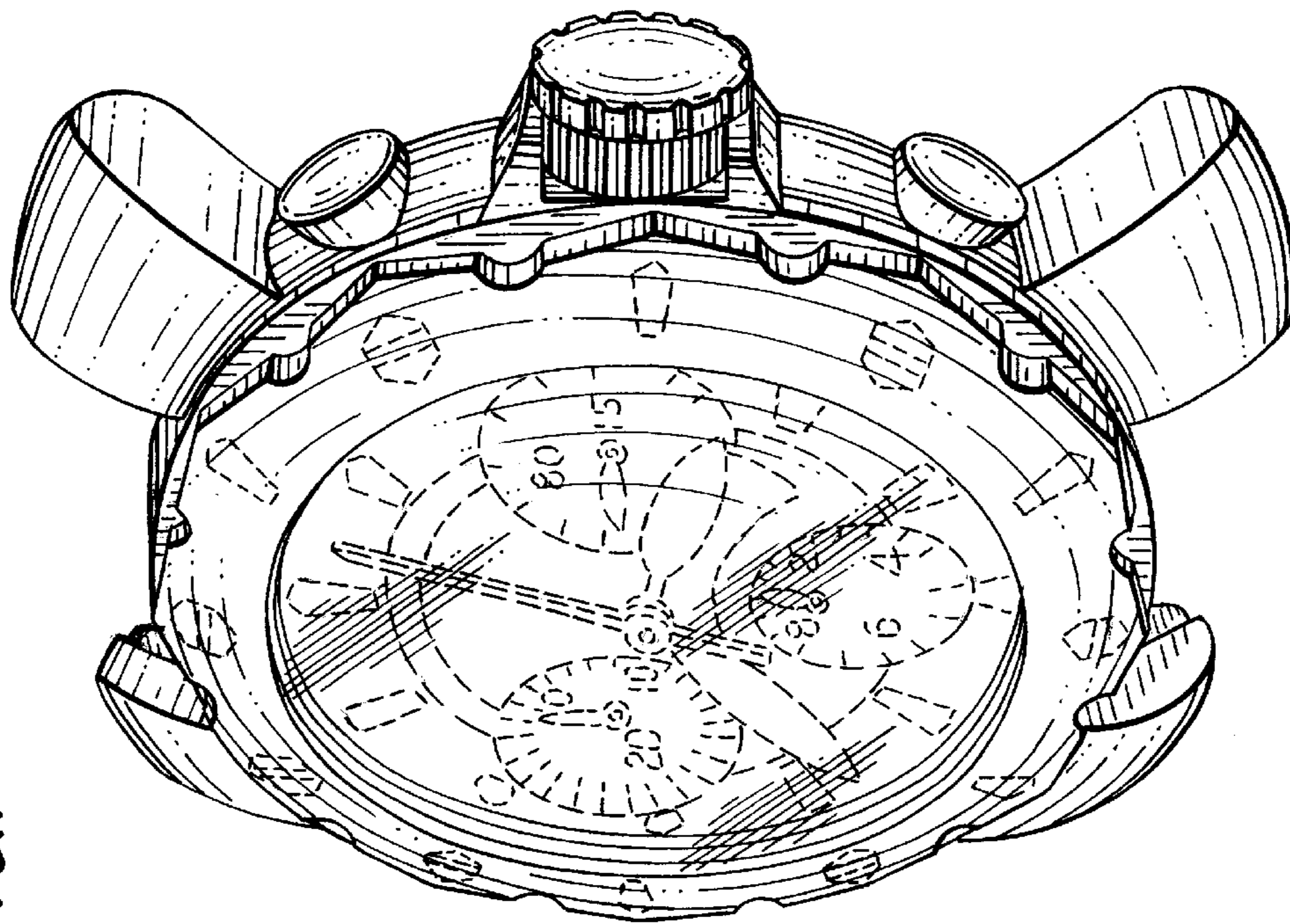


FIG. 1

FIG.3

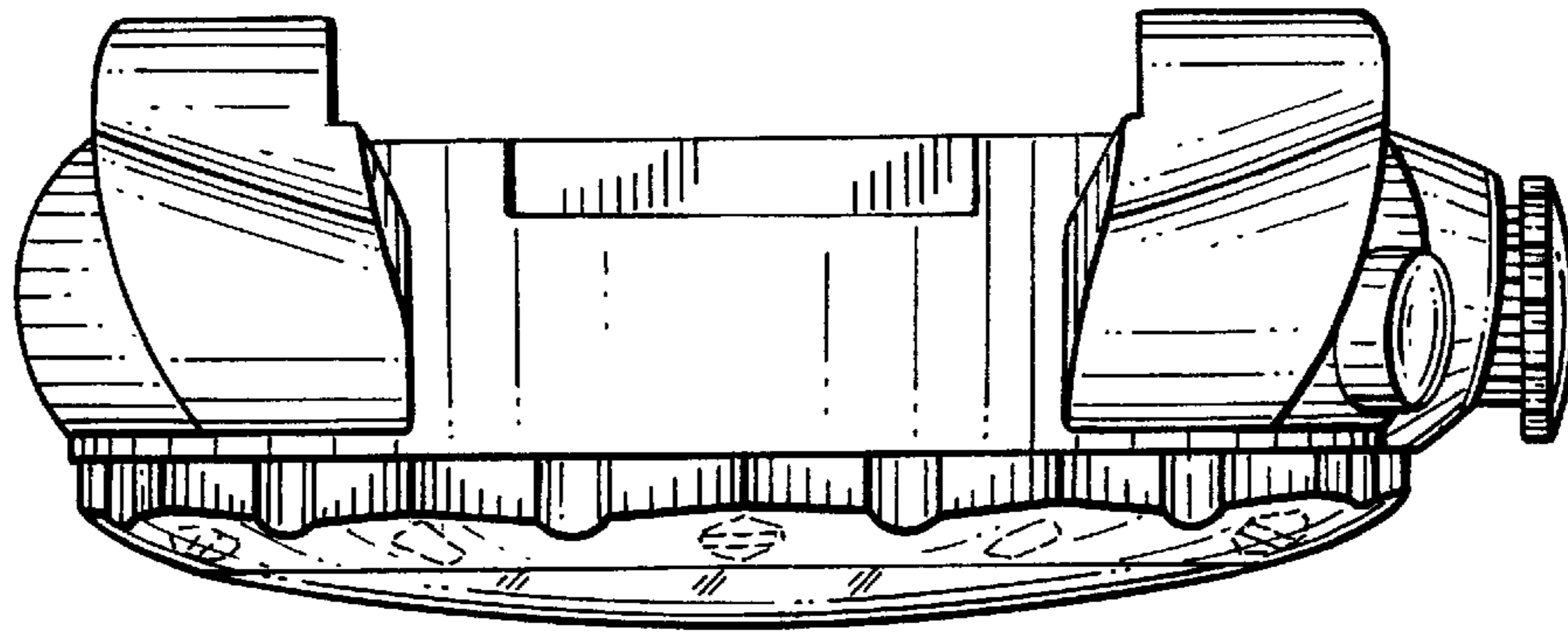


FIG.4

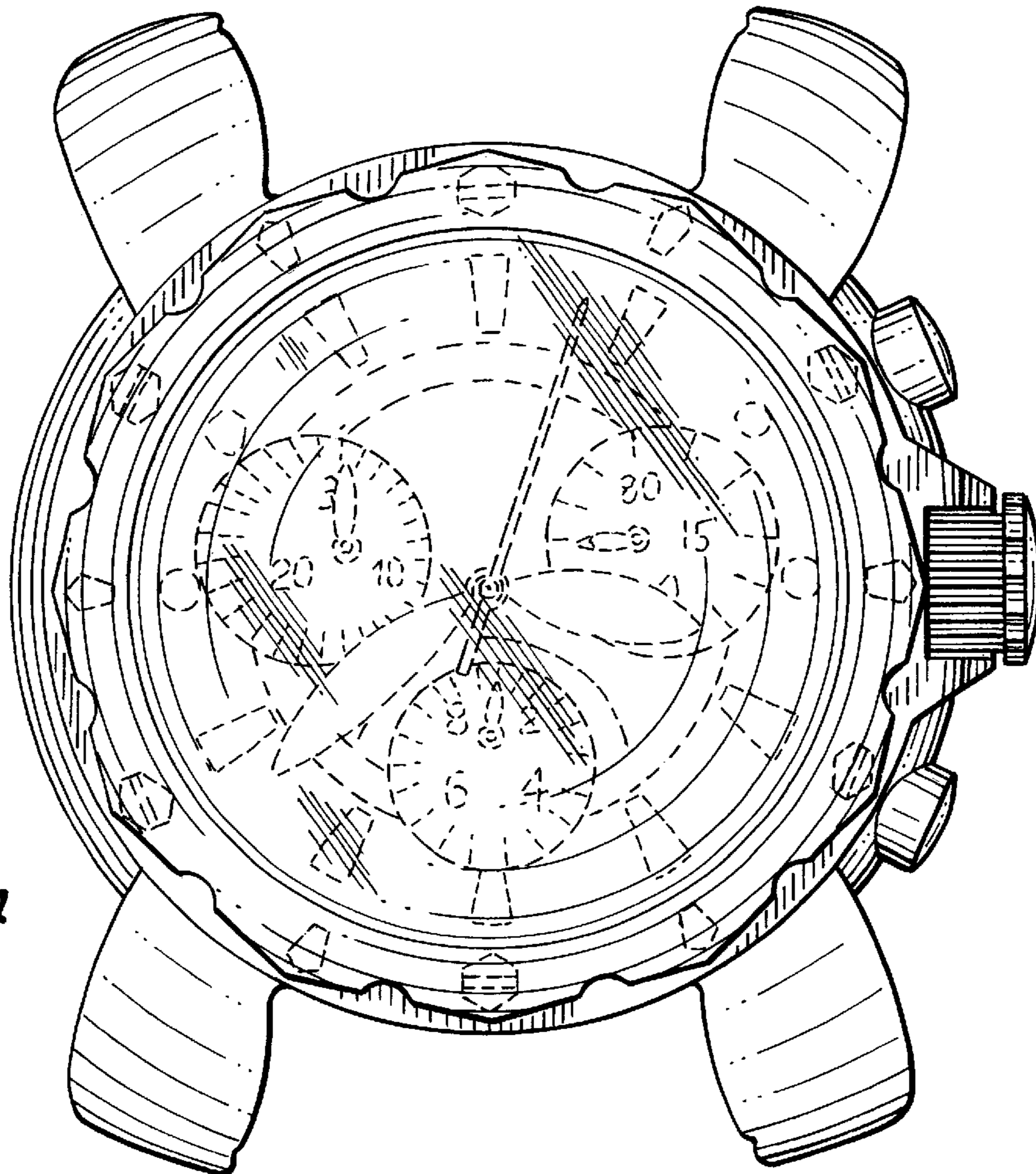


FIG. 6

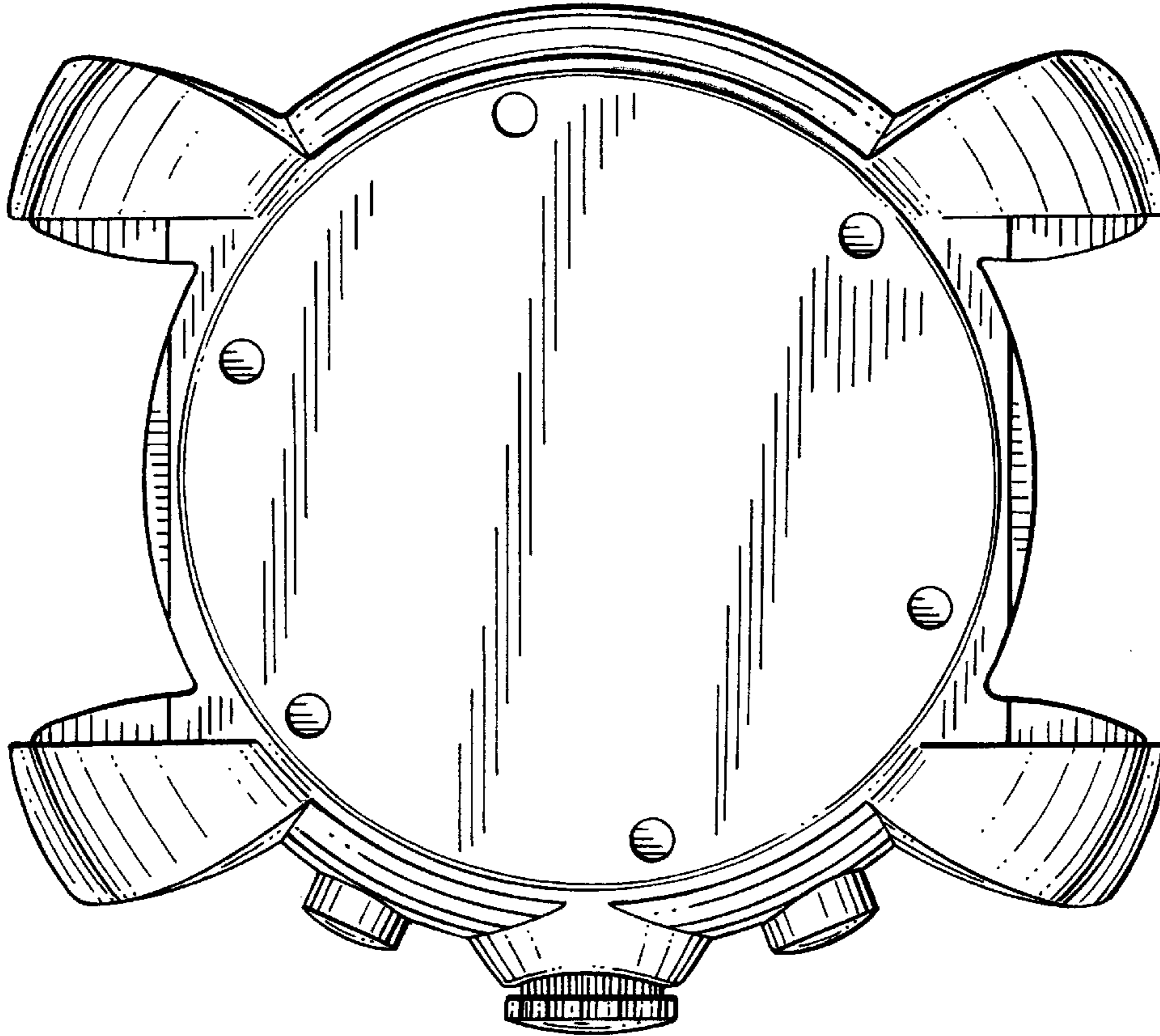


FIG. 5

