

US00D525872S

(12) **United States Design Patent** (10) **Patent No.:** **US D525,872 S**  
**Haubert et al.** (45) **Date of Patent:** **\*\* Aug. 1, 2006**

(54) **BOTTLE FOR DISPENSING COSMETICS**

(75) Inventors: **Harry Hamilton Haubert**, Sandy Hook, CT (US); **Michael Edward Ross**, Oxford, CT (US)

(73) Assignee: **Unilever Home & Personal Care USA, Division of Conopco, Inc.**, Greenwich, CT (US)

(\*\*) Term: **14 Years**

(21) Appl. No.: **29/213,579**

(22) Filed: **Sep. 20, 2004**

(51) **LOC (8) Cl.** ..... **09-01**

(52) **U.S. Cl.** ..... **D9/529; D9/542; D9/558; D9/571**

(58) **Field of Classification Search** ..... D9/682, D9/686-687, 689-391, 693-694, 516, 521-522, D9/529, 537, 539-540, 542-543, 549, 552, D9/558, 571, 574-575, 434, 446-449; 215/381-385, 215/396, 398; 220/666, 672, 675  
See application file for complete search history.

(56) **References Cited**

**U.S. PATENT DOCUMENTS**

3,342,379 A \* 9/1967 Foley ..... 222/173  
D215,817 S \* 11/1969 Gorman ..... D9/687  
D325,164 S \* 4/1992 Cann et al. .... D9/529  
D336,845 S \* 6/1993 Carroll et al. .... D9/691  
D378,733 S \* 4/1997 Asaff et al. .... D9/521

D408,736 S \* 4/1999 Wilson et al. .... D9/447  
D418,418 S \* 1/2000 Wadsworth ..... D9/448  
D419,864 S \* 2/2000 Kuzma et al. .... D9/682  
D425,554 S \* 5/2000 Gasvoda et al. .... D18/56  
D445,686 S \* 7/2001 Daniello et al. .... D9/448  
D446,121 S \* 8/2001 Maddy ..... D9/500  
D448,678 S \* 10/2001 Bakic ..... D9/574  
D466,400 S \* 12/2002 Garcia ..... D9/694  
D467,807 S \* 12/2002 Bakic ..... D9/521  
D505,079 S \* 5/2005 Mulder et al. .... D9/542

\* cited by examiner

*Primary Examiner*—Carol Rademaker

(74) *Attorney, Agent, or Firm*—Milton L. Honig

(57) **CLAIM**

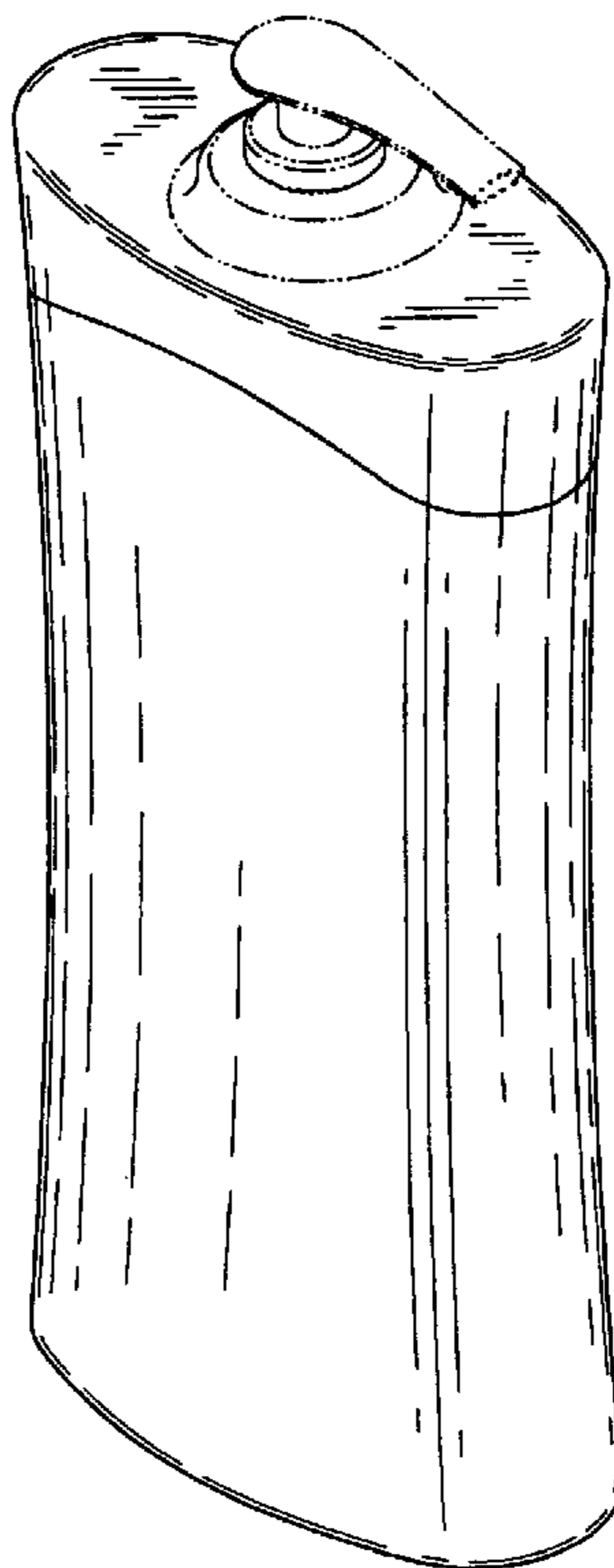
The ornamental design for a bottle for dispensing cosmetics, as shown and described.

**DESCRIPTION**

FIG. 1 is a front perspective view of a bottle for dispensing cosmetics showing our new design;  
FIG. 2 is a front elevational view thereof;  
FIG. 3 is a rear elevational view thereof;  
FIG. 4 is a right side elevational view thereof;  
FIG. 5 is a left side elevational view thereof; and,  
FIG. 6 is a top plan view thereof.

The broken line shown of a collar and nozzle is for illustrative purposes only and forms no part of the claimed design.

**1 Claim, 4 Drawing Sheets**



**FIG. 1**

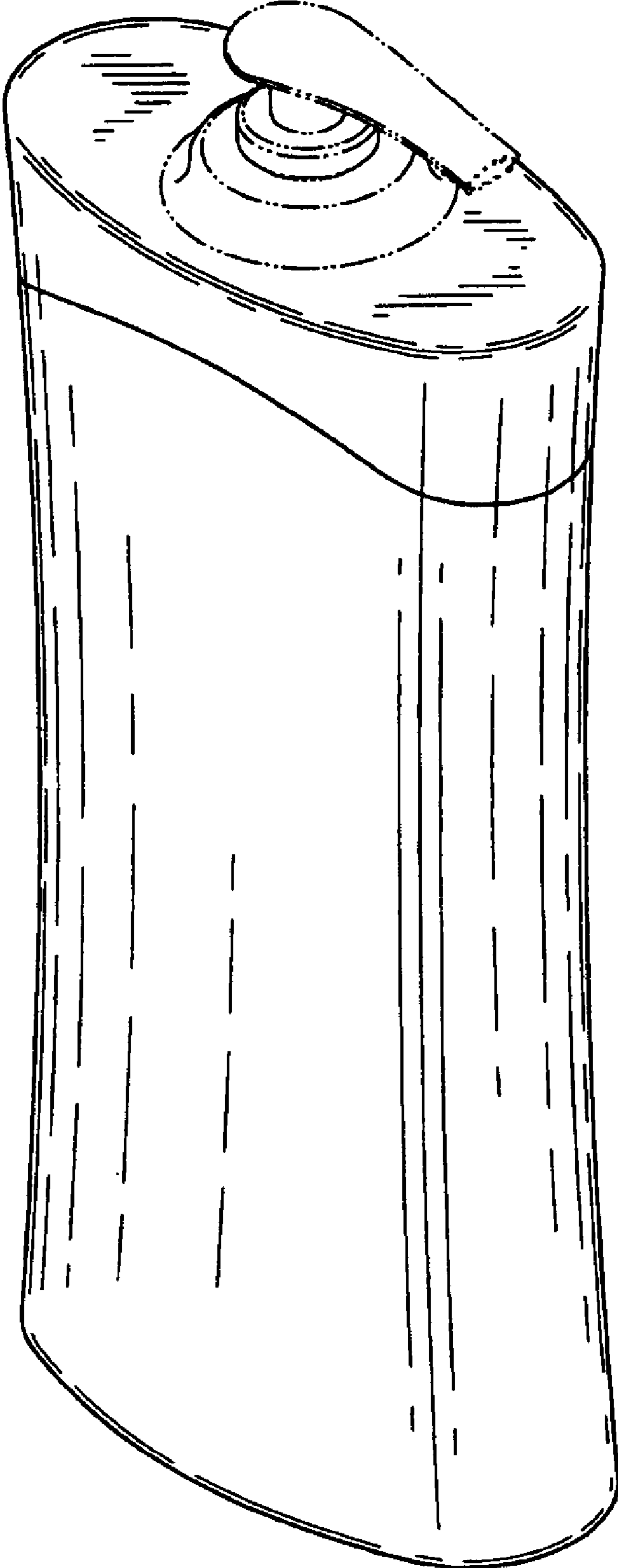


FIG. 2

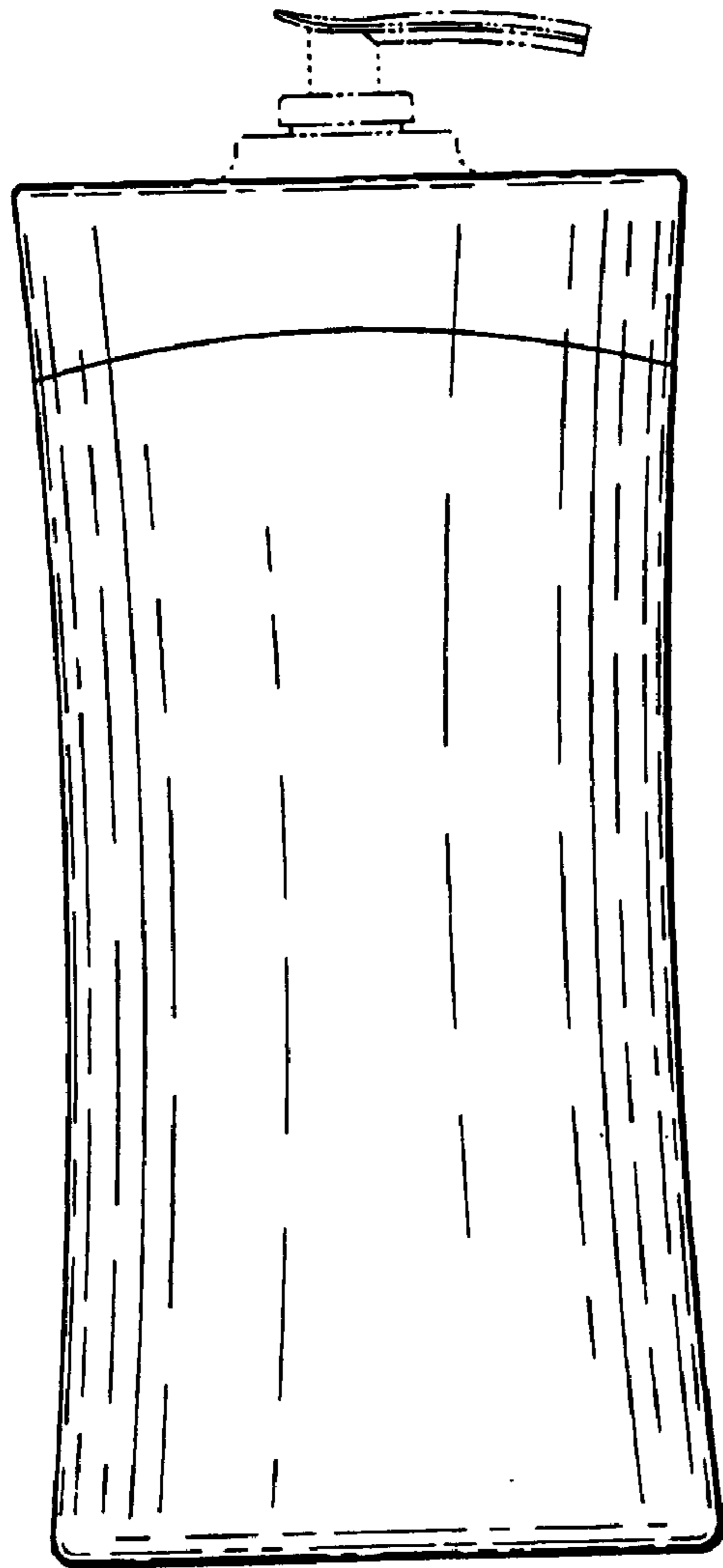
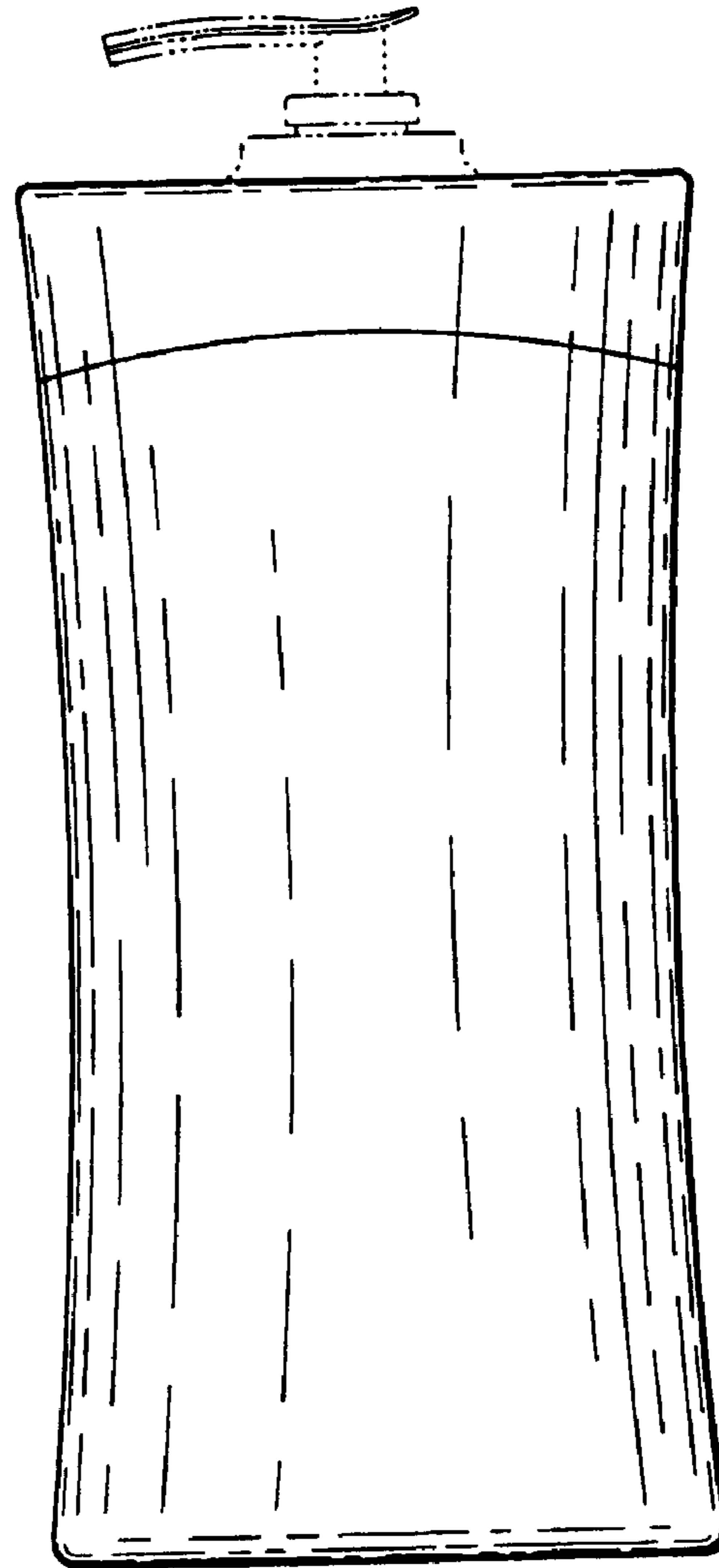
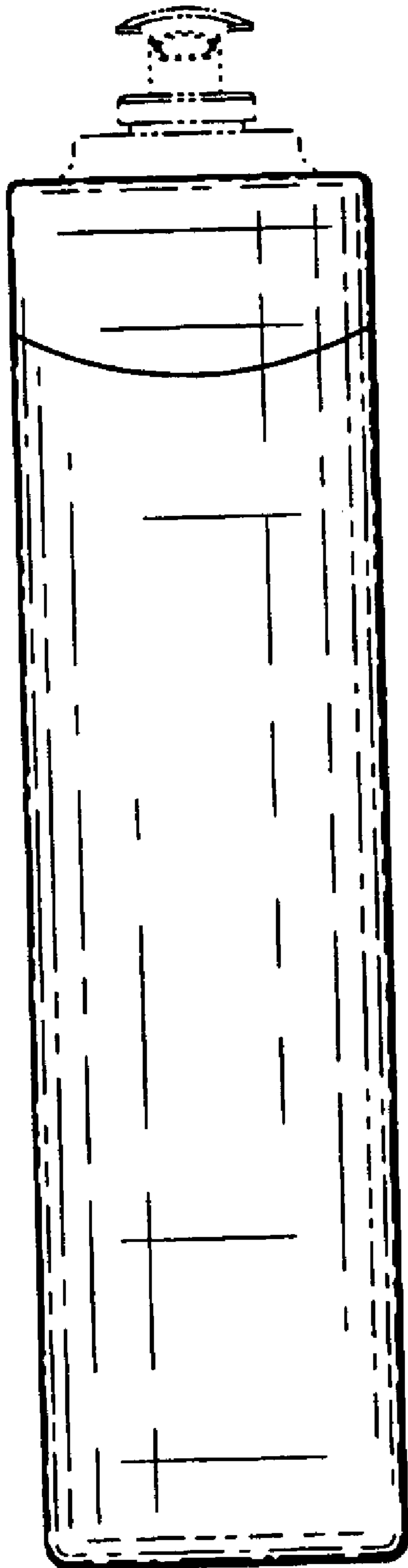


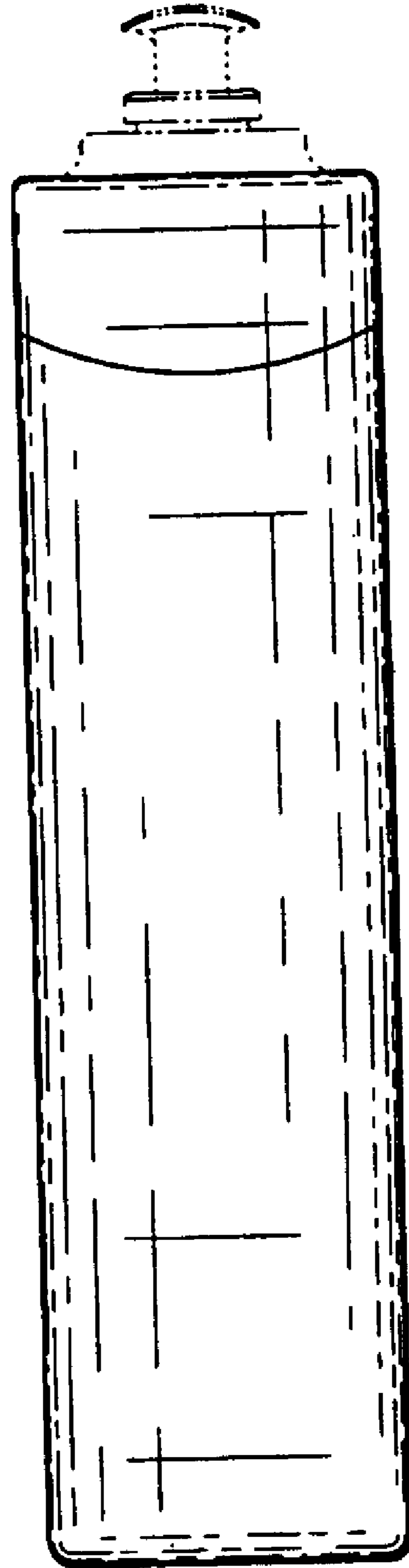
FIG. 3



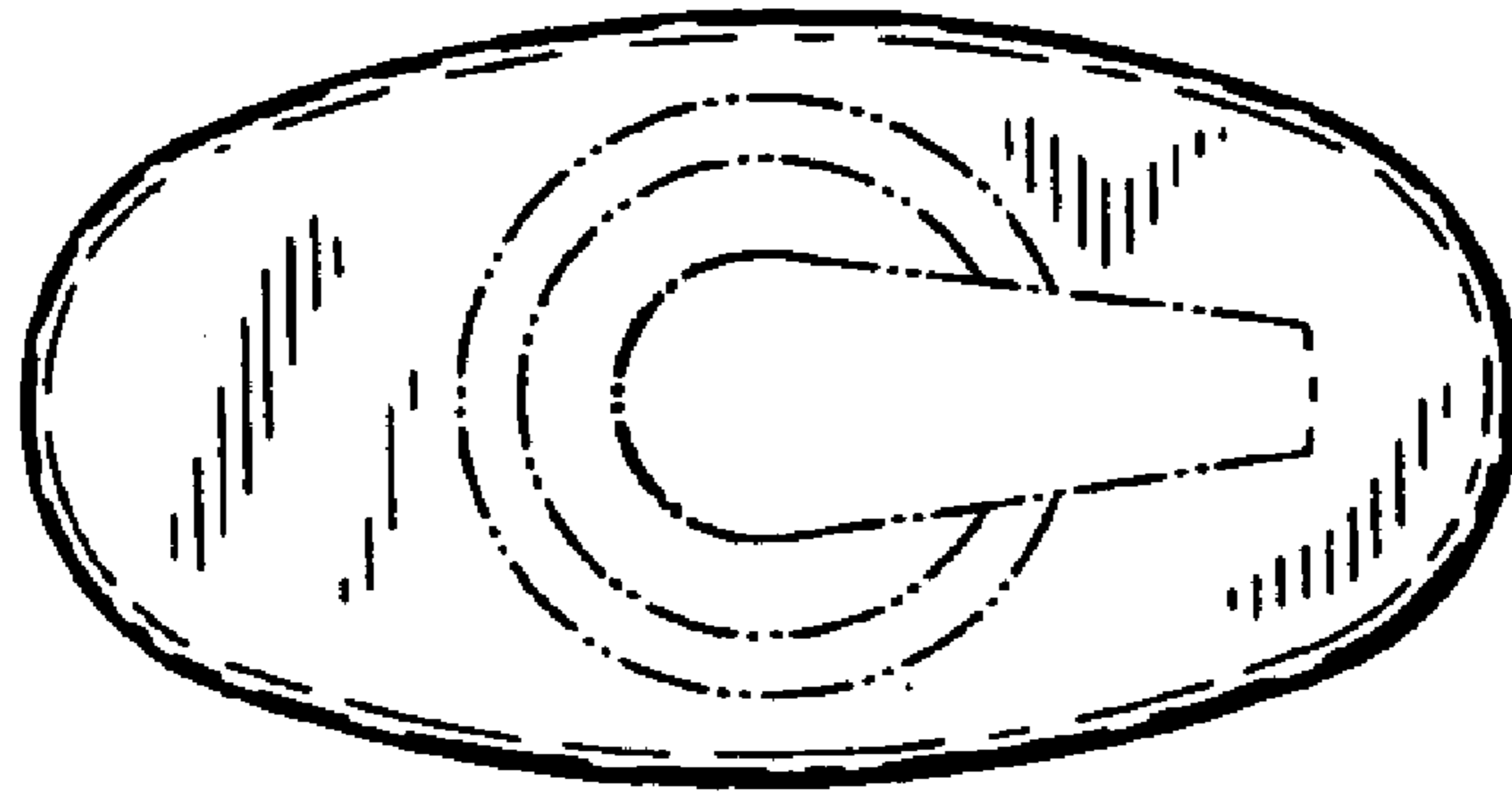
**FIG. 4**



**FIG. 5**



**FIG. 6**



**FIG. 7**

