



US00D525871S

(12) **United States Design Patent** (10) **Patent No.:** **US D525,871 S**
Zeh et al. (45) **Date of Patent:** **** Aug. 1, 2006**

(54) **SPRAY DISPENSER**

(75) Inventors: **Mark A. Zeh**, Munich (DE); **Shilajeet Banerjee**, Belmont, CA (US); **Markus Diebel**, San Francisco, CA (US); **Nancy J. Serpiello**, Menlo Park, CA (US)

(73) Assignee: **Warner-Lambert Company, LLC**, Morris Plains, NJ (US)

(**) Term: **14 Years**

(21) Appl. No.: **29/211,386**

(22) Filed: **Aug. 16, 2004**

(51) **LOC (8) Cl.** **09-01**

(52) **U.S. Cl.** **D9/521; D9/551; D9/558**

(58) **Field of Classification Search** D9/414, D9/435, 443, 445, 448, 516, 521, 529, 530, D9/535, 549, 551, 553, 558, 566, 572-573, D9/682, 686-694; D28/7, 76, 91.1; D23/366; D3/215; 222/321.1-321.9; 215/382-384, 215/396, 398; D24/110

See application file for complete search history.

(56) **References Cited**

U.S. PATENT DOCUMENTS

1,794,385	A	*	3/1931	McAtree	401/60
D278,207	S	*	4/1985	McLaughlin	D3/203.2
D278,370	S	*	4/1985	Speitel	D28/91.1
D288,491	S	*	2/1987	Speitel	D28/91.1
D300,331	S	*	3/1989	Horntrich	D19/43
D310,480	S	*	9/1990	Geiger	D9/689
D310,962	S	*	10/1990	Dinand	D9/529
D323,292	S	*	1/1992	Jones	D9/529 X
D329,382	S	*	9/1992	Boucheron	D9/521
D333,975	S	*	3/1993	Moore	D9/687

(Continued)

FOREIGN PATENT DOCUMENTS

DE	G743116.801	9/1974
DE	9217863.401	12/1992
EP	0141725 A1	10/1984

EP	0670186 A2	12/1990
EP	0601348 A1	11/1993
FR	2545382	11/1984
FR	2702195 A1	3/1993
FR	2545382 A1	5/1993
WO	WO9210408 A1	6/1992

OTHER PUBLICATIONS

- U.S. Appl. No. 60/601,883, filed Aug. 16, 2004, Bradford Grant.
- U.S. Appl. No. 29/221,406, filed Aug. 16, 2004, Bradford Grant.
- U.S. Appl. No. 29/211,407, filed Aug. 16, 2004, Bradford Grant.
- U.S. Appl. No. 29/211,521, filed Aug. 16, 2004, Bradford Grant.
- U.S. Appl. No. 29/211,409, filed Aug. 16, 2004, Bradford Grant.
- U.S. Appl. No. 29/211,388, filed Aug. 16, 2004, Mark Zeh et al.
- U.S. Appl. No. 29/211,399, filed Aug. 16, 2004, Bradford Grant.
- U.S. Appl. No. 60/601,876, filed Aug. 16, 2004, Bradford Grant.

Primary Examiner—Carol Rademaker

(74) *Attorney, Agent, or Firm*—Evan J. Federman; Darryl C. Little; Karen G. Horowitz

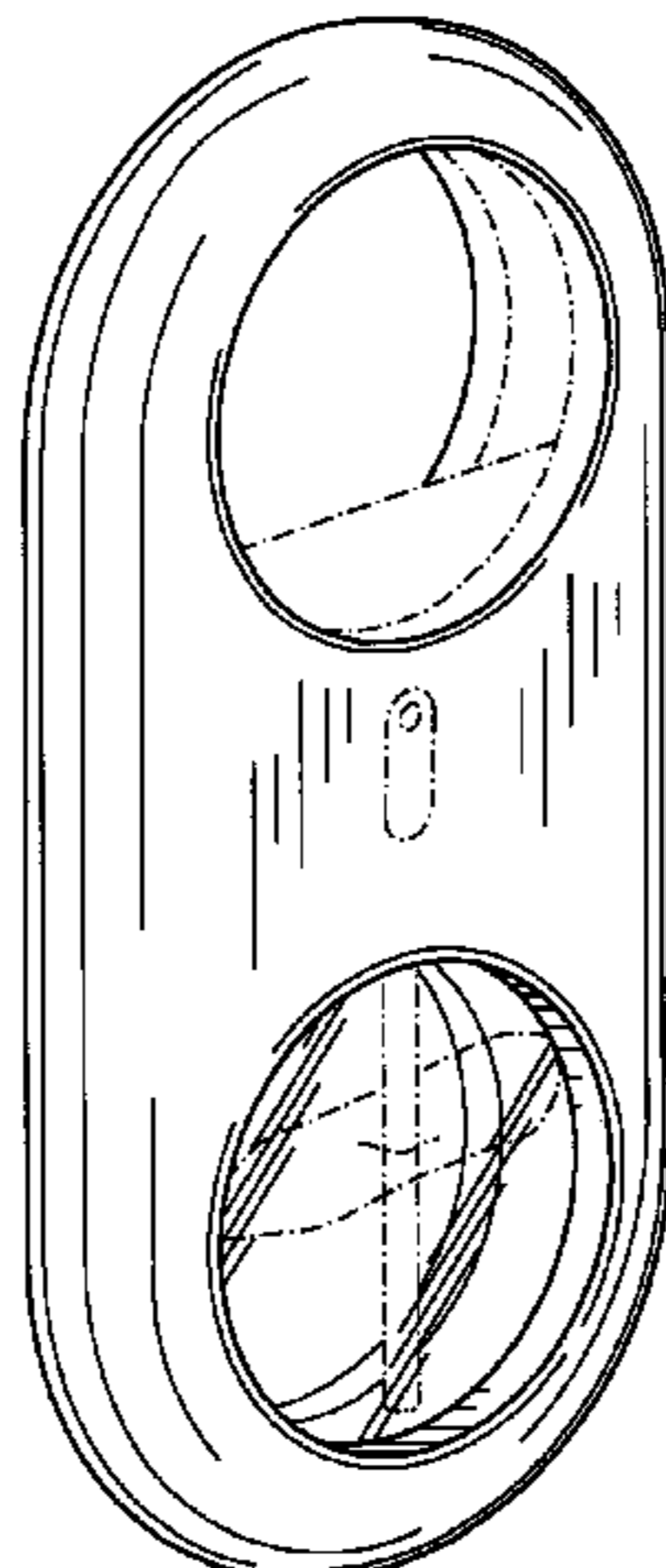
(57) **CLAIM**

We claim the ornamental design for a spray dispenser, as shown and described.

DESCRIPTION

FIG. 1 is a front perspective view of the spray dispenser; FIG. 2 is a front elevational view of the spray dispenser; FIG. 3 is a top plan view of the spray dispenser; FIG. 4 is a bottom plan view of the spray dispenser; FIG. 5 is a right side elevational view of the spray dispenser, the left side elevational view being a mirror image; and, FIG. 6 is a rear elevational view of the spray dispenser. The broken lines in the drawings are for illustrative purposes only and form no part of the claimed design.

1 Claim, 5 Drawing Sheets



US D525,871 S

Page 2

U.S. PATENT DOCUMENTS

D343,351 S	*	1/1994	Haythornthwaite	D9/689	D449,978 S	*	11/2001	Viellard	D9/687
5,307,960 A		5/1994	Fay, Sr.		D457,061 S		5/2002	Walters	
5,348,193 A		9/1994	Bruckner et al.		D480,955 S	*	10/2003	Perlowski et al.	D9/521
5,477,990 A		12/1995	Saito et al.		D486,387 S	*	2/2004	Lee et al.	D9/719
D373,725 S	*	9/1996	Weil	D9/422	D505,332 S	*	5/2005	Zoller	D9/564
D407,644 S		4/1999	de Maillard et al.						

* cited by examiner

FIG. 1

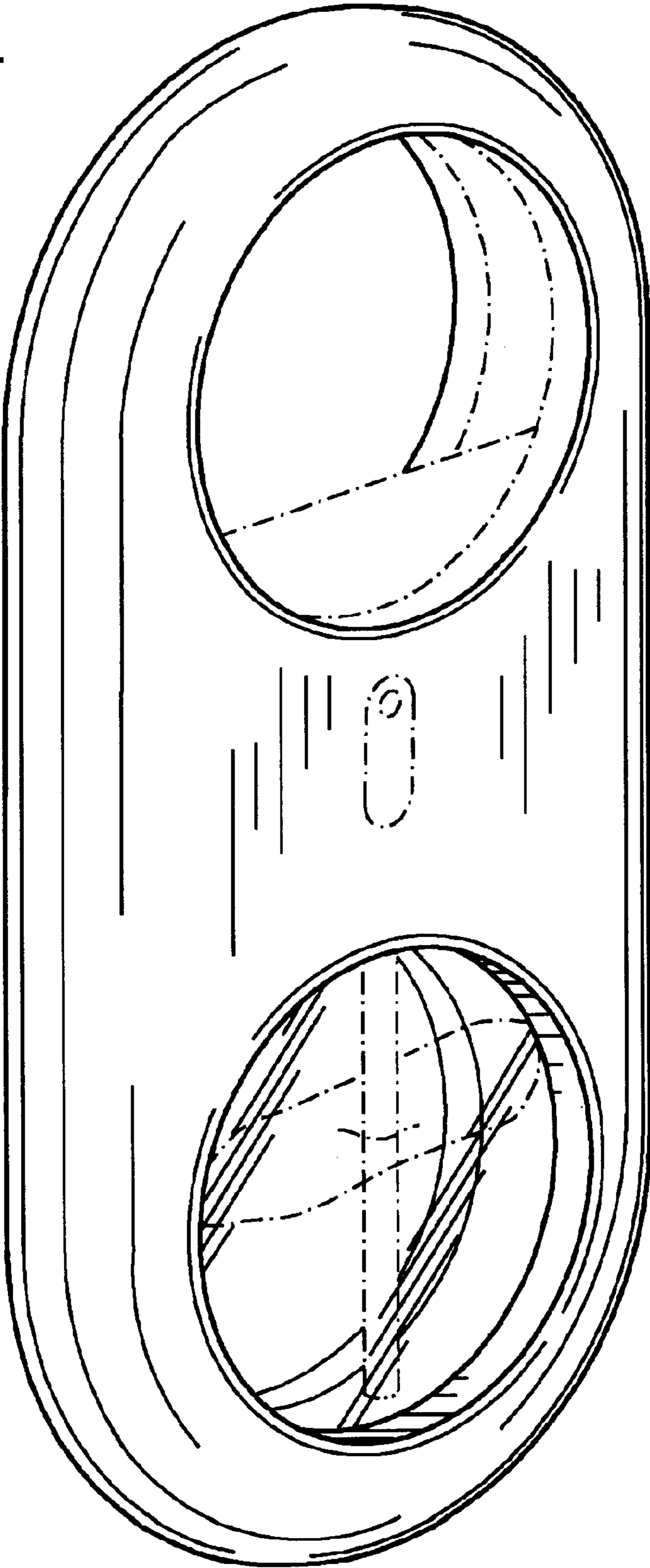


FIG. 2

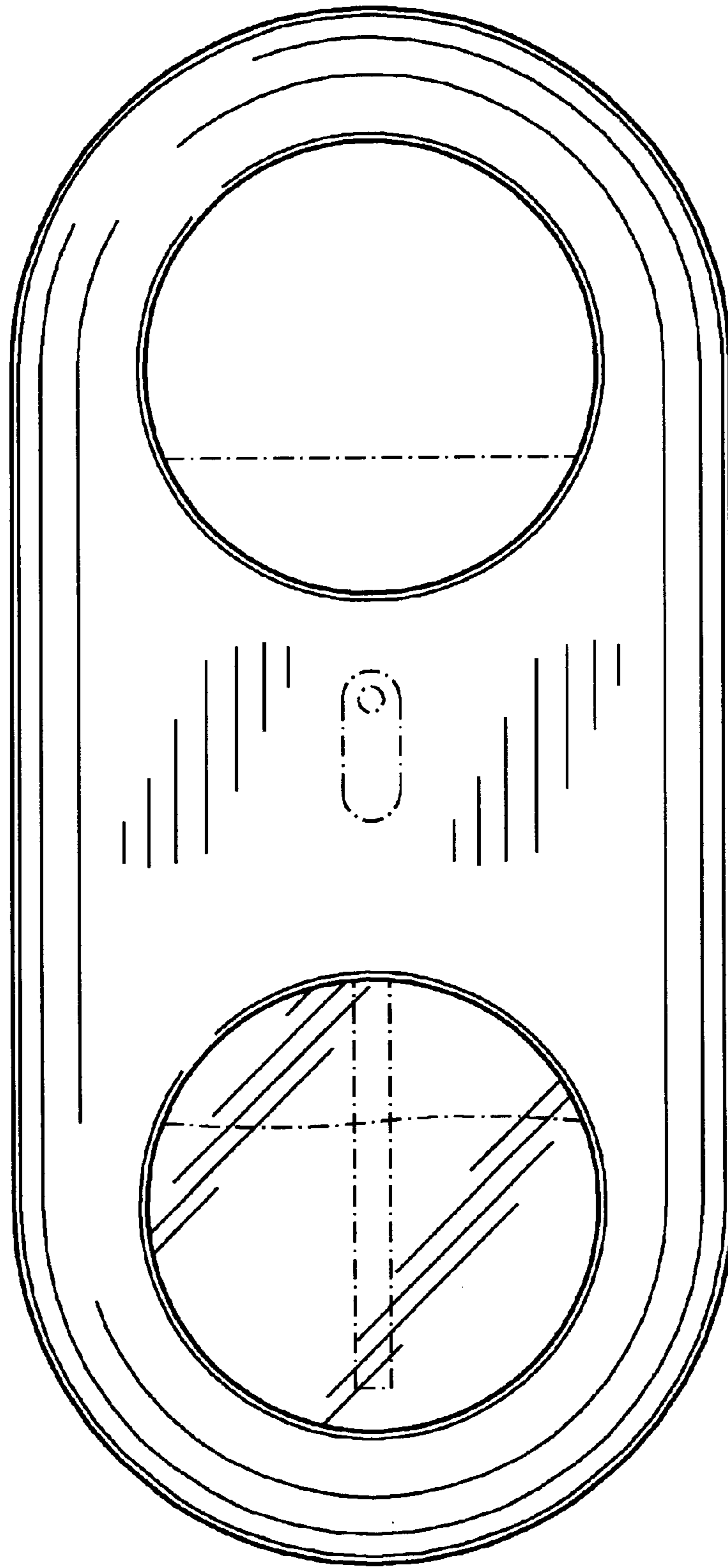


FIG. 3





FIG. 4

FIG. 5




FIG. 6

