



US00D525858S

(12) **United States Design Patent** (10) **Patent No.:** **US D525,858 S**
Santa Maria et al. (45) **Date of Patent:** **** Aug. 1, 2006**

- (54) **LATCH FOR A CLIP**
- (75) Inventors: **Dominic D. Santa Maria**, Gloversville, NY (US); **Margaret E. Enzien**, Ballston Lake, NY (US)
- (73) Assignee: **Holland USA, Inc.**, North Mankato, MN (US)
- (**) Term: **14 Years**
- (21) Appl. No.: **29/218,552**
- (22) Filed: **Dec. 3, 2004**

- 5,749,251 A 5/1998 Keefe
D433,312 S * 11/2000 Luquire D8/333
D454,054 S 3/2002 Kelleghan
D465,723 S 11/2002 Kelleghan
D465,993 S 11/2002 Kelleghan
D475,603 S 6/2003 Kelleghan
D483,647 S 12/2003 Lo

OTHER PUBLICATIONS

“Pen Station” catalog ASI 76839, publication No. PPAI 169043 (publication date unknown); Pen Station Inc., Irwindale, CA; pp. 1 and 5 specifically.

* cited by examiner

Primary Examiner—Prabhakar Deshmukh

(74) *Attorney, Agent, or Firm*—Gray, Plant, Mooty & Bennerr, PA; Peter Forrest

Related U.S. Application Data

- (63) Continuation-in-part of application No. 29/196,015, filed on Dec. 19, 2003, now Pat. No. Des. 505,059.
- (51) **LOC (8) Cl.** **08-07**
- (52) **U.S. Cl.** **D8/343**
- (58) **Field of Classification Search** D8/339–343, D8/330, 331; 70/19, 51, 128, 158, 431, 25, 70/26, 30, 38 R, 429, 430; 292/256, 258, 292/256.6, 262, 288
- See application file for complete search history.

(57) **CLAIM**

We claim the ornamental design for a latch for a clip, as shown and described.

DESCRIPTION

FIG. 1 is a perspective view of a latch for a clip showing our new design;

FIG. 2 is a right side view of the same;

FIG. 3 is a left side view of the same;

FIG. 4 is a top view of the same;

FIG. 5 is a bottom view of the same;

FIG. 6 is a front view of the same;

FIG. 7 is a back view of the same; and,

FIG. 8 is a right side view of a preferred use of the invention, namely, as a latch for a clip for a writing instrument.

The clip shown in broken lines in FIGS. 1 through 8 is for illustrative purposes only, and forms no part of the claimed design.

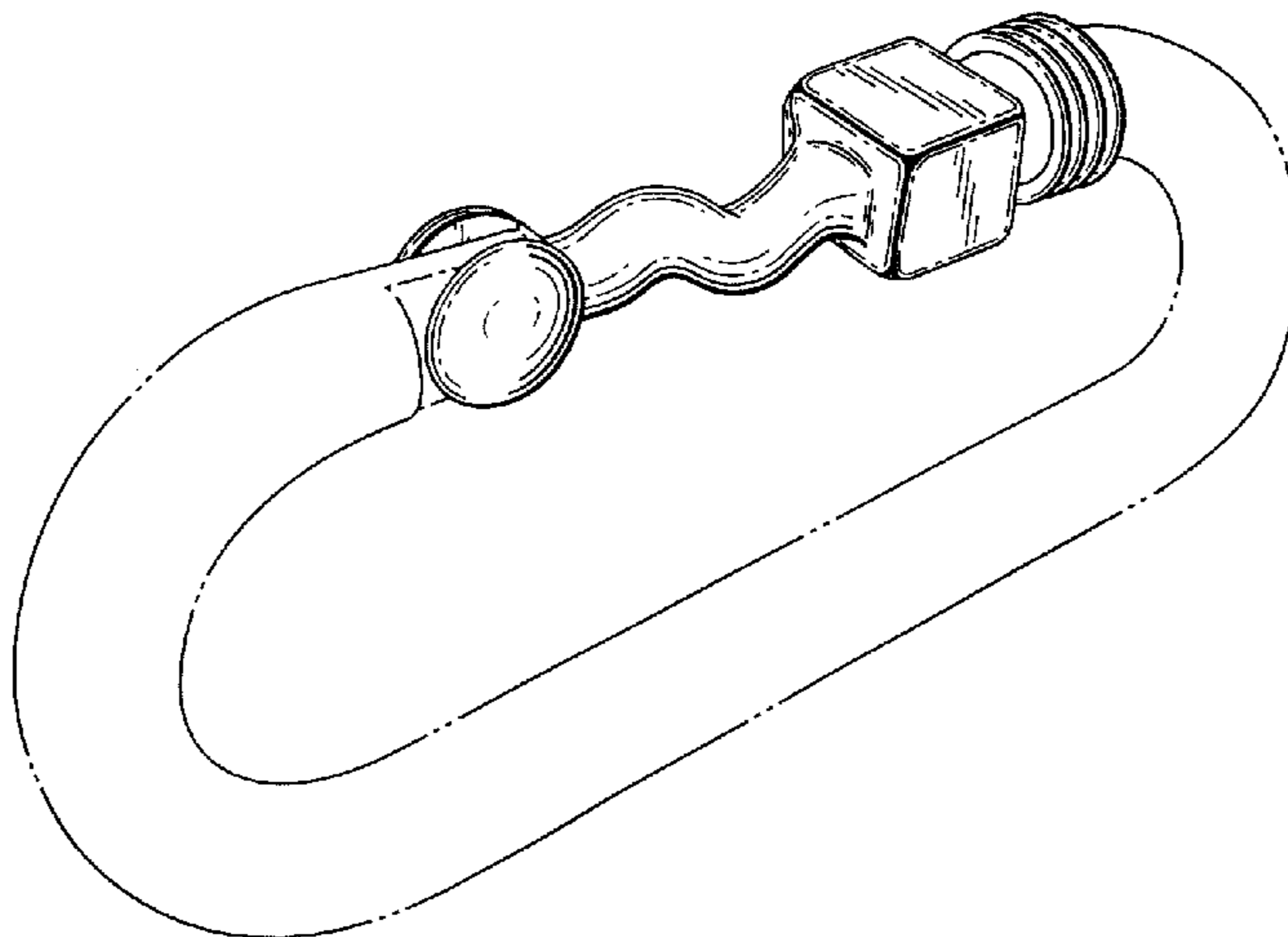
The writing instrument shown in broken lines in FIG. 8 is for illustrative purposes only, and forms no part of the claimed design.

(56) **References Cited**

U.S. PATENT DOCUMENTS

- 1,314,775 A 9/1919 Wells
3,435,642 A 4/1969 Pesco
D228,619 S * 10/1973 Falk et al. D8/333
D231,079 S 4/1974 Saito
D242,111 S 11/1976 Proskin
3,991,594 A 11/1976 Goenner
3,999,408 A 12/1976 Kawakami
D242,983 S * 1/1977 Saitou D8/333
4,302,955 A * 12/1981 Kawakami 70/30
D317,177 S 5/1991 Wandember-Boschetti
5,210,914 A 5/1993 Katsma
D345,688 S 4/1994 McLean et al.
5,687,701 A 11/1997 Henry
D390,771 S 2/1998 Egger

1 Claim, 5 Drawing Sheets



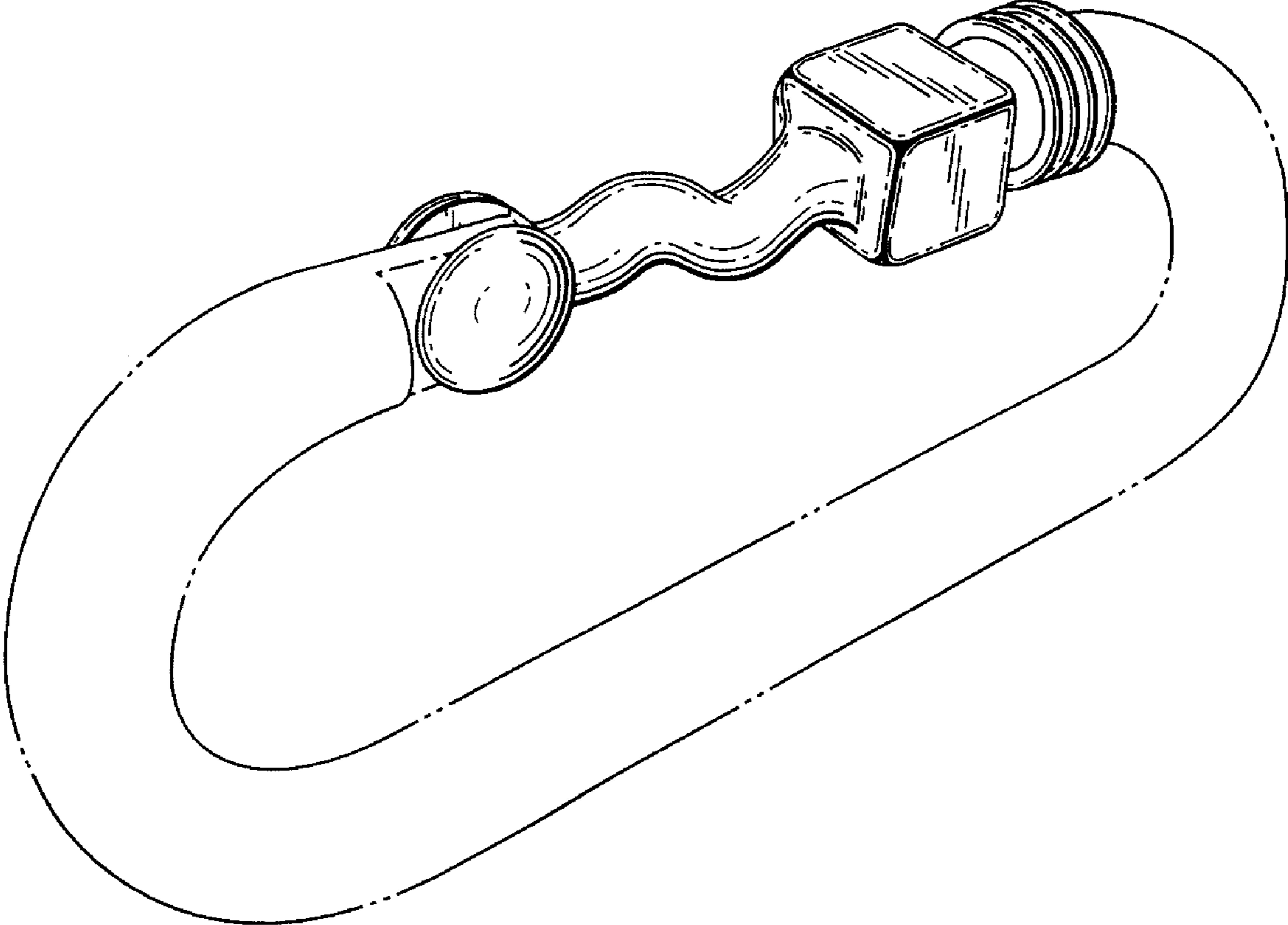


Fig. 1

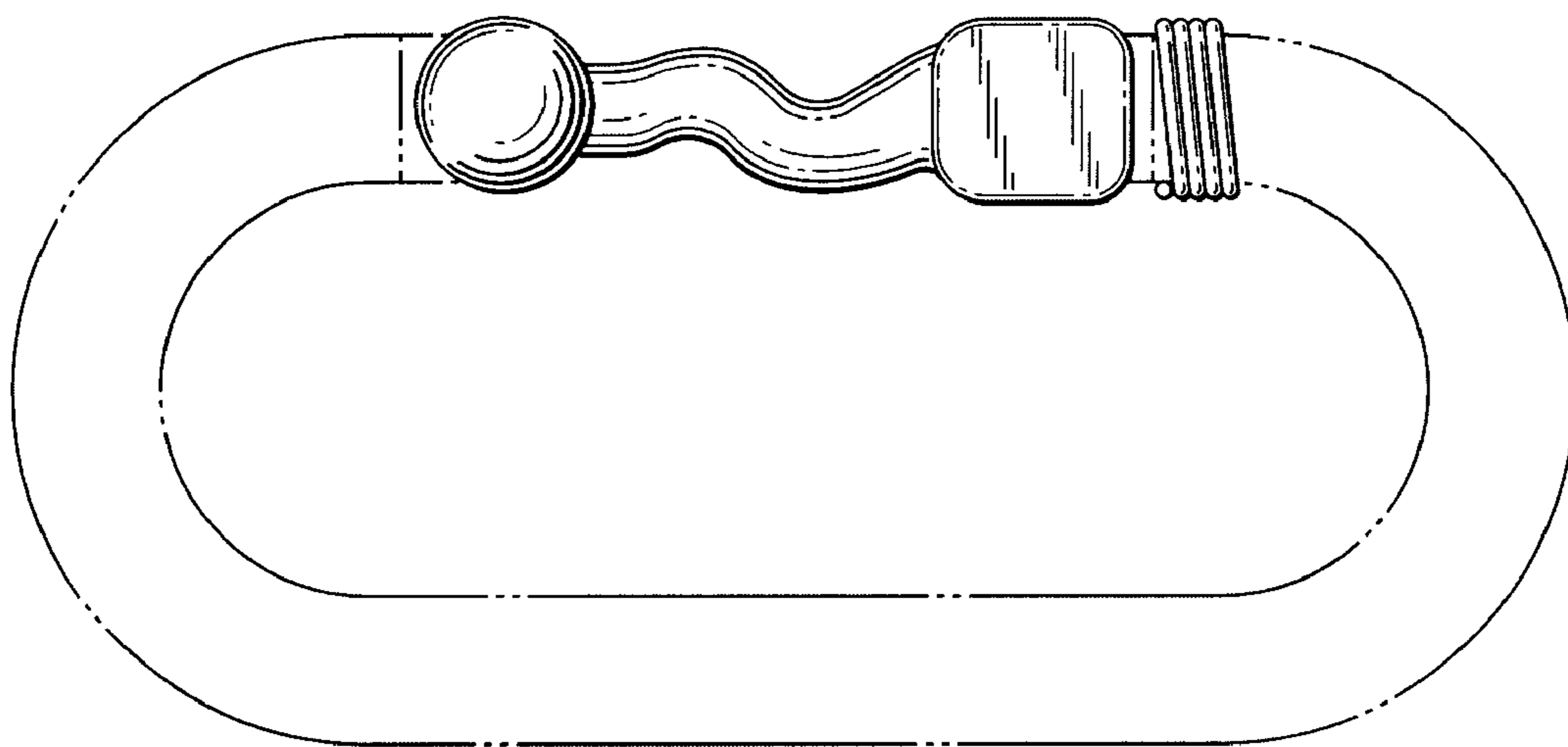


Fig. 2

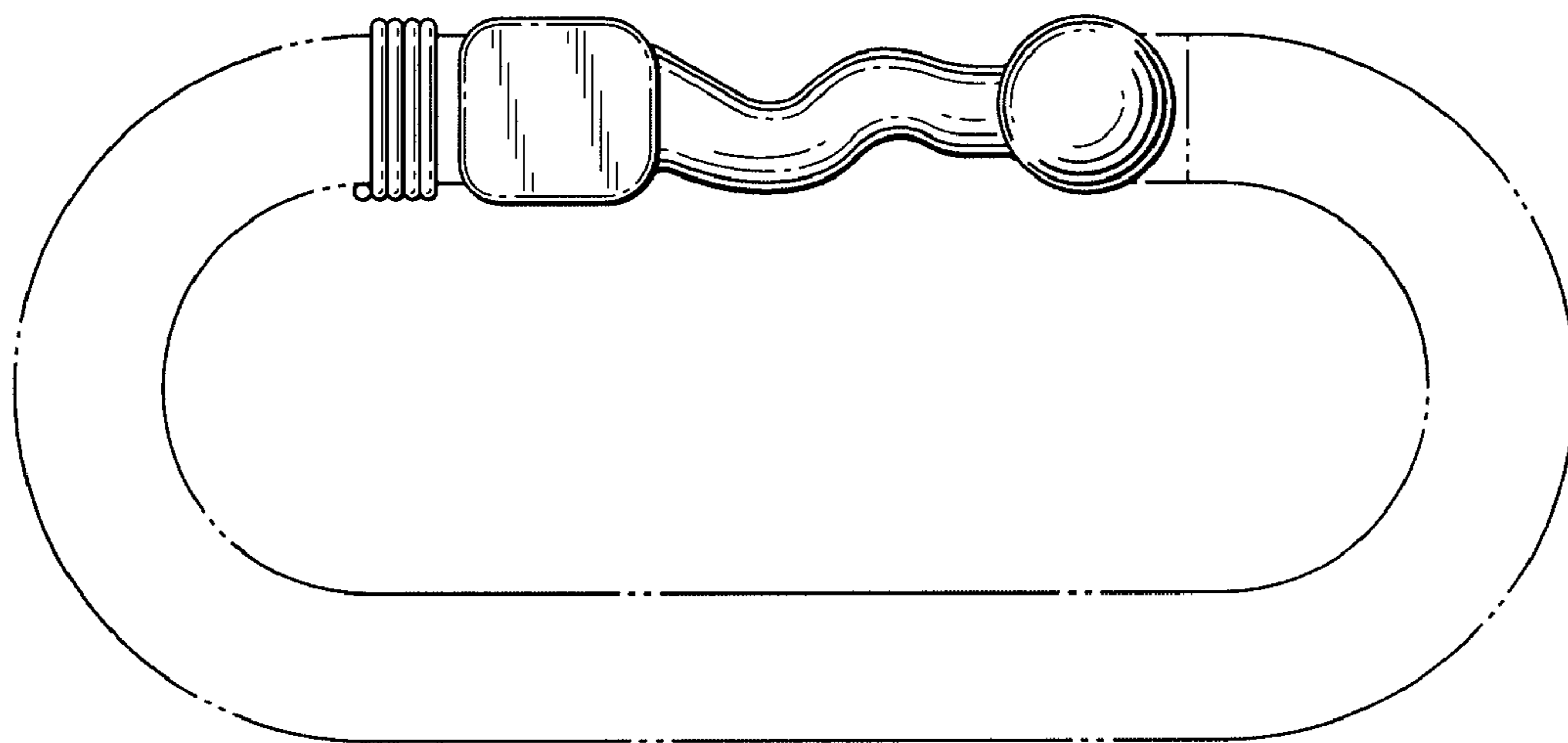


Fig. 3

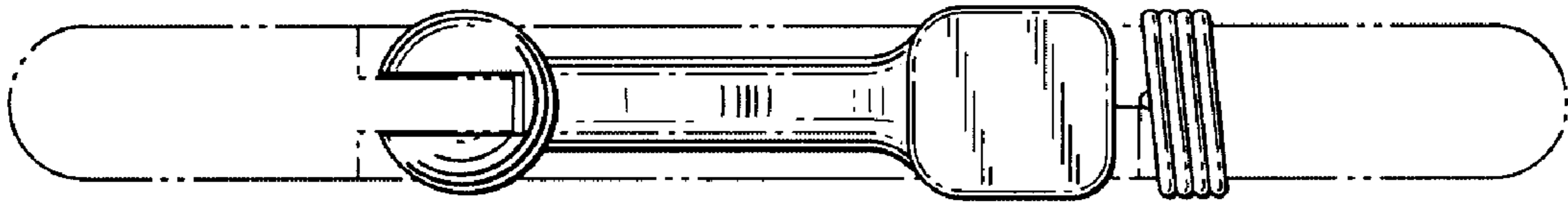


Fig. 4

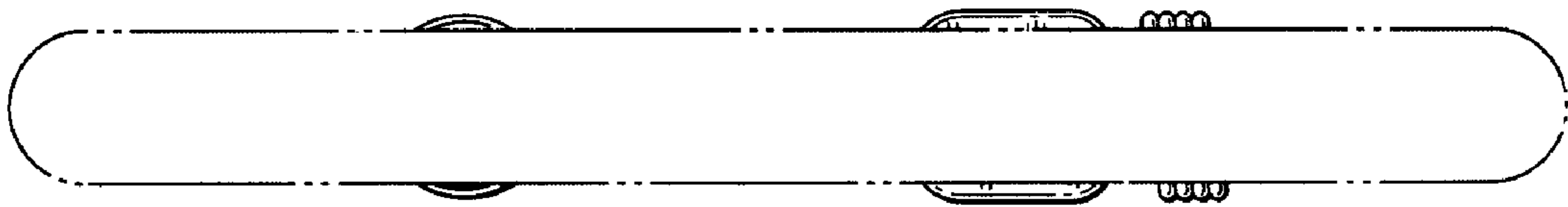


Fig. 5



Fig. 6



Fig. 7

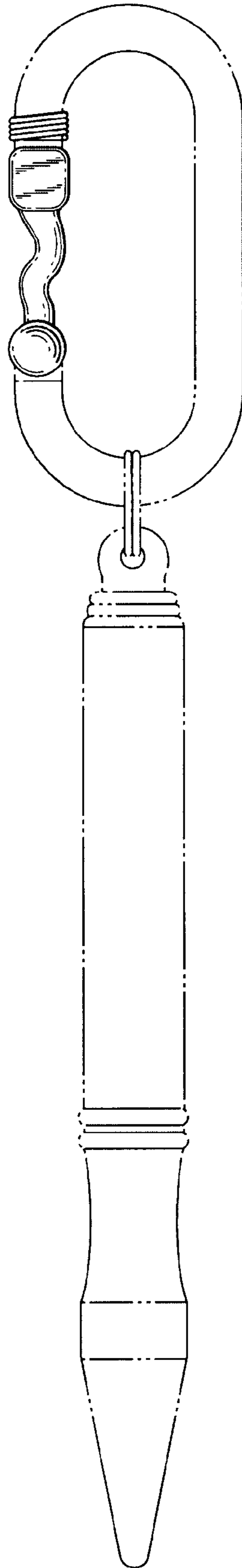


Fig. 8