



US00D525853S

(12) **United States Design Patent**  
**Hsieh**

(10) **Patent No.:** **US D525,853 S**

(45) **Date of Patent:** **\*\* Aug. 1, 2006**

(54) **HANDLE**

(76) **Inventor:** **Chih-Ching Hsieh**, 235 Chung-Ho Box  
8-24, Taipei (TW)

(\*\*) **Term:** **14 Years**

(21) **Appl. No.:** **29/215,424**

(22) **Filed:** **Oct. 19, 2004**

(51) **LOC (8) Cl.** ..... **08-05**

(52) **U.S. Cl.** ..... **D8/107**

(58) **Field of Classification Search** ..... D8/107,  
D8/82-87, 303; 81/177.1, 436-440, 489;  
16/110.1, 421-422, 430  
See application file for complete search history.

(56) **References Cited**

**U.S. PATENT DOCUMENTS**

3,172,439	A	*	3/1965	Fischer	.....	81/489
4,784,025	A	*	11/1988	Peck	.....	81/44
4,964,192	A	*	10/1990	Marui	.....	16/421
5,046,387	A	*	9/1991	Levake	.....	81/489
D342,202	S	*	12/1993	Young	.....	D8/107
6,170,123	B1	*	1/2001	Holland-Letz	.....	16/436

6,240,600	B1	*	6/2001	Petruska, Jr.	.....	16/421
6,419,601	B1	*	7/2002	Kenner	.....	473/552
D482,589	S	*	11/2003	Rampen	.....	D8/107
D485,483	S	*	1/2004	Heathcock et al.	.....	D8/107

\* cited by examiner

*Primary Examiner*—Pamela Burgess

(57) **CLAIM**

The ornamental design for a handle, as shown and described.

**DESCRIPTION**

FIG. 1 is a perspective view of a handle showing my new design.

FIG. 2 is a front elevational view thereof.

FIG. 3 is a rear elevational view thereof.

FIG. 4 is a left side view thereof.

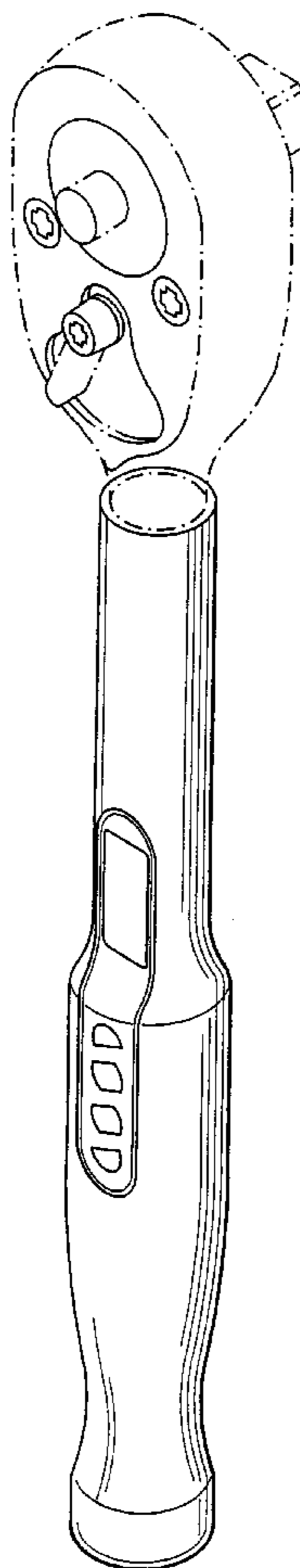
FIG. 5 is a right side view thereof.

FIG. 6 is a top plan view thereof. and

FIG. 7 is a bottom plan view thereof; and,

FIG. 8 shows one application of the present invention, where those indicated by dashed lines are not claimed in the present invention.

**1 Claim, 5 Drawing Sheets**



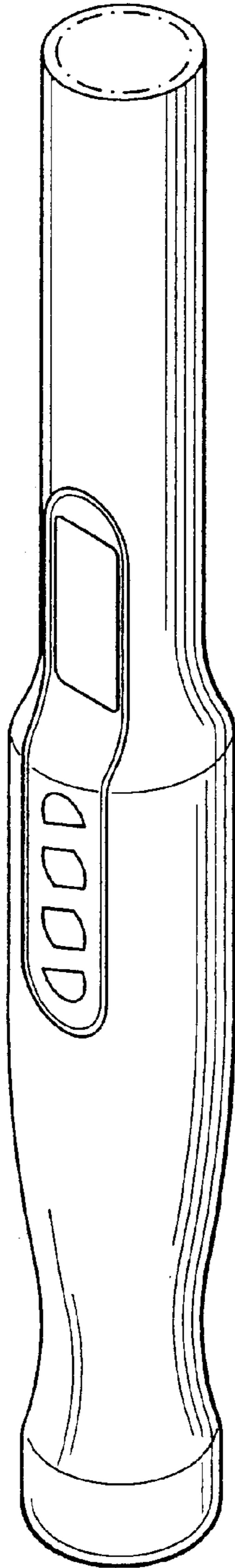


FIG. 1

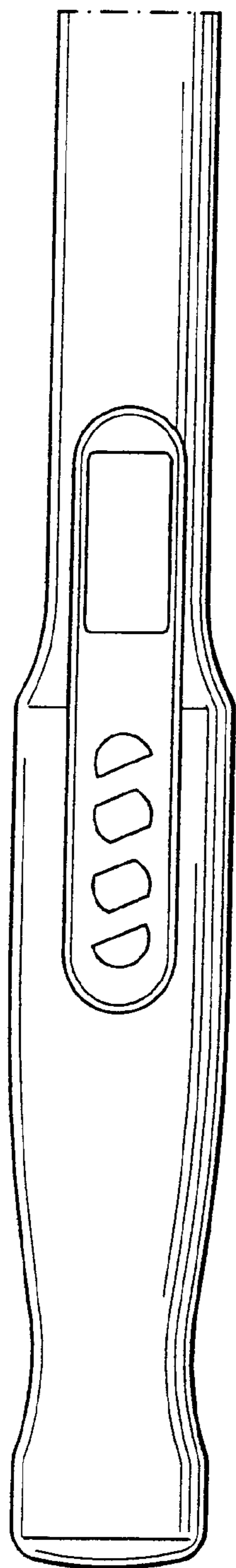


FIG. 2

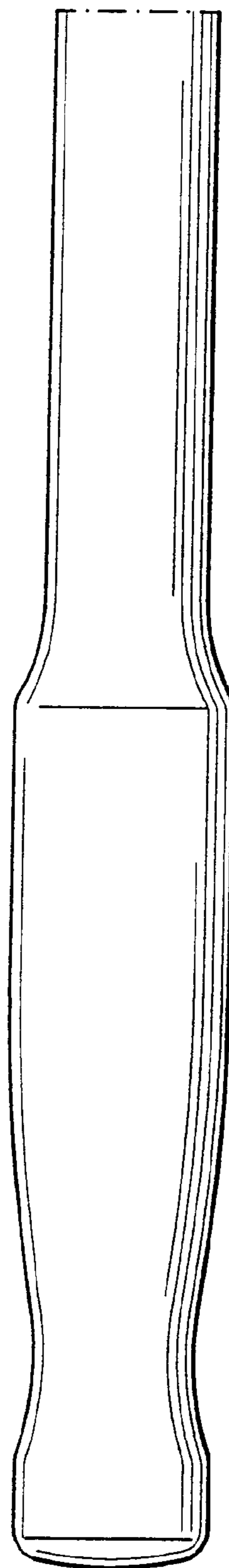


FIG. 3

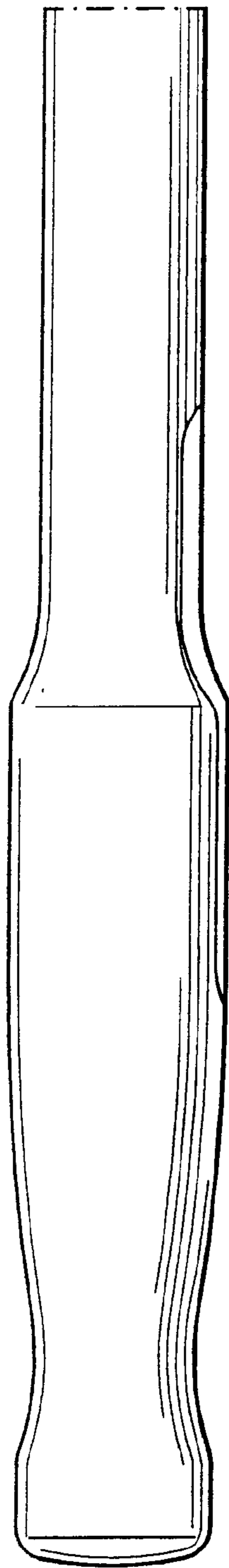


FIG. 4

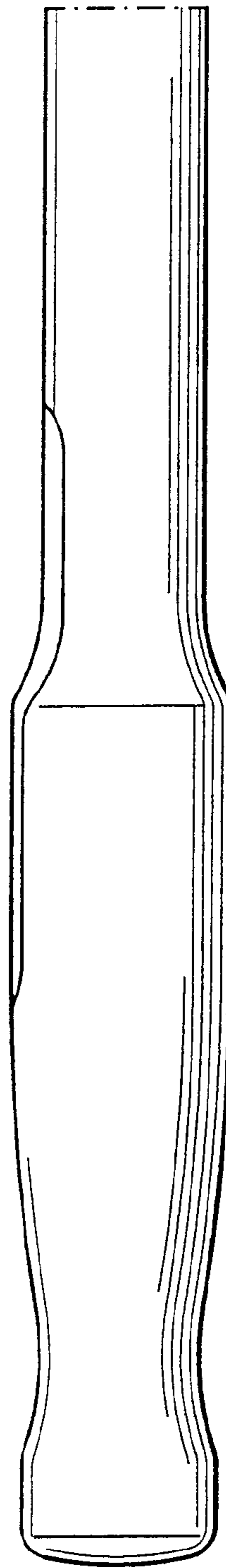


FIG. 5

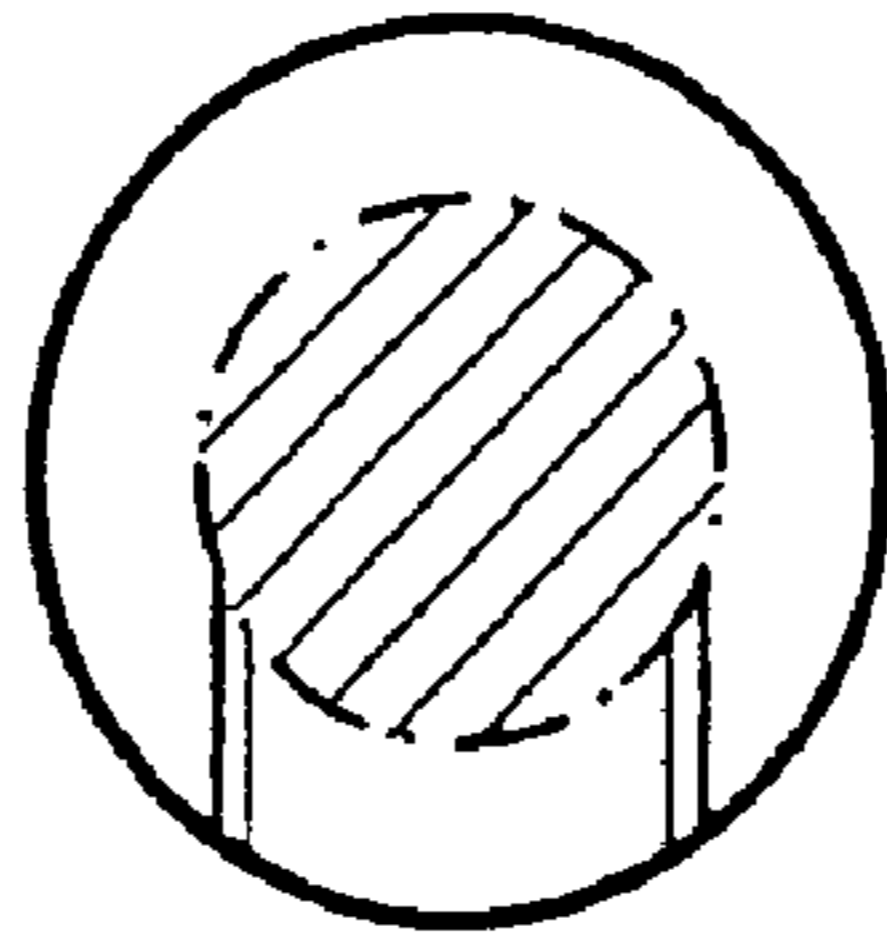


FIG. 6

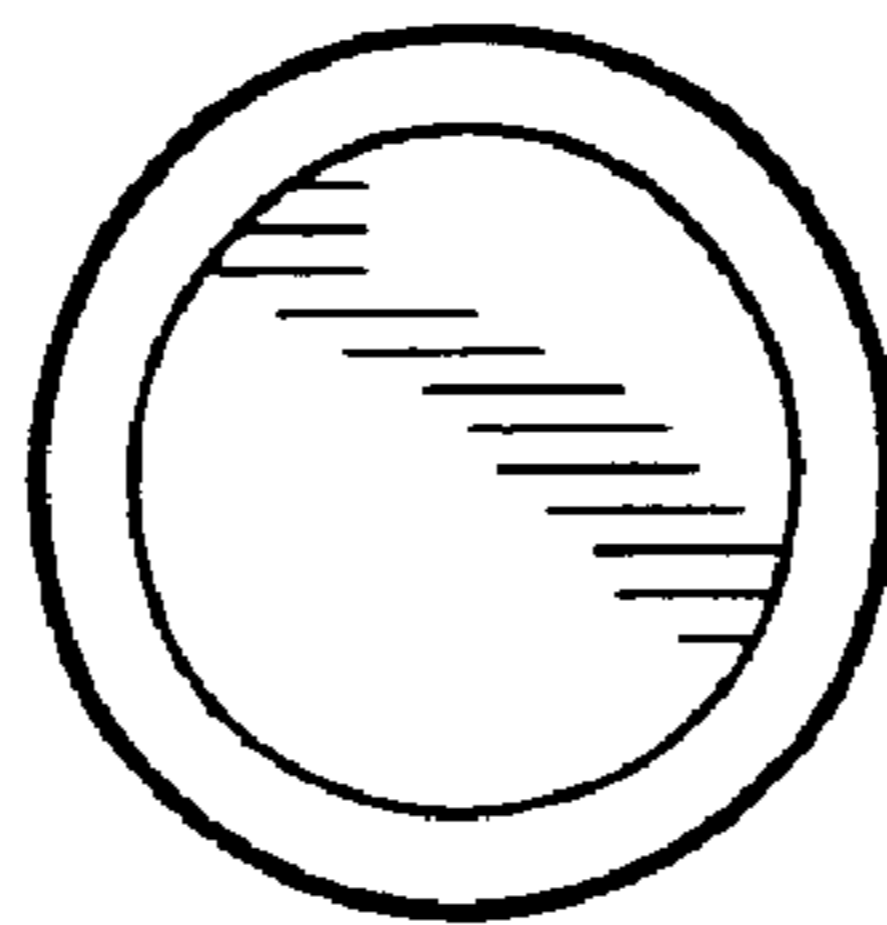


FIG. 7

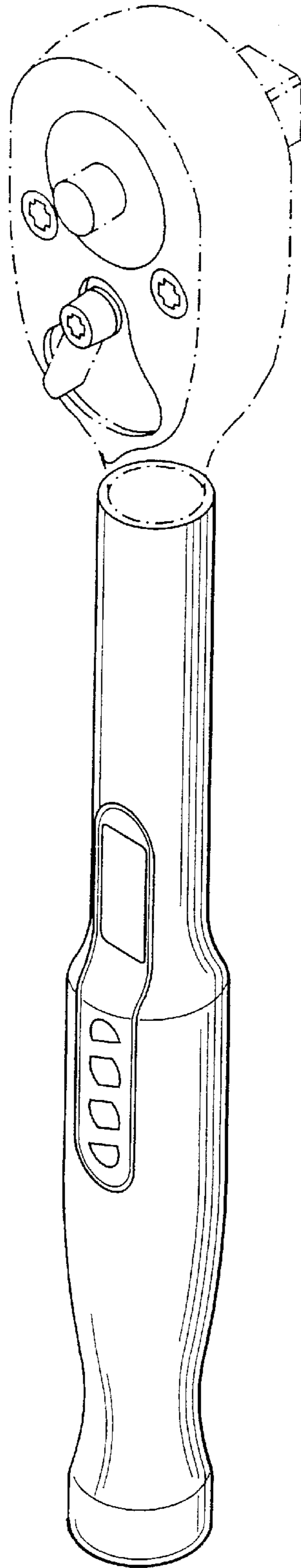


FIG. 8