

US00D525838S

(12) **United States Design Patent**
Weiser et al.

(10) **Patent No.:** **US D525,838 S**

(45) **Date of Patent:** **** Aug. 1, 2006**

(54) **GARDEN STAKE**

(75) Inventors: **Margaret Weiser**, Tarzana, CA (US);
Shari Weiser, Woodland Hills, CA
(US)

(73) Assignee: **Exhart Environmental Systems, Inc.**,
Chatsworth, CA (US)

(**) **Term:** **14 Years**

(21) **Appl. No.:** **29/216,217**

(22) **Filed:** **Oct. 28, 2004**

Related U.S. Application Data

(62) Division of application No. 29/201,463, filed on Mar. 15, 2004, now Pat. No. Des. 499,617, which is a division of application No. 29/187,890, filed on Aug. 7, 2003, now Pat. No. Des. 492,167.

(51) **LOC (8) Cl.** **08-01**

(52) **U.S. Cl.** **D8/1; D11/164**

(58) **Field of Classification Search** D11/130,
D11/131, 141, 143, 146, 157, 158-164; D21/585,
D21/589, 658, 659, 698-700, 706, 717, 718,
D21/789, 790, 793, 794, 796, 840; D8/1,
D8/349, 354, 373, 376; D20/17, 21, 41; D1/102,
D1/105, 106; D10/109, 113, 121; 248/622-624,
248/27.8, 530, 156, 160, 309.1, 309.2, 314,
248/508, 509; 211/181.1, 69.6, 69.8, 85.18,
211/85.23, 85.31; 446/236, 278, 308, 309-312,
446/317, 320, 322, 323, 325, 365, 380, 390,
446/486, 487; 428/12, 15, 16, 27; 40/214,
40/607.01, 608, 607.04, 607.05, 607.06,
40/607.07, 607.08, 612, 613; 47/39, 41.01,
47/41.4, 41.15, 46, 47; 116/63 R, 63 P, 209,
116/173, DIG. 9; 404/10; 473/173, 176, 395,
473/396, 410, 411, 417, 490; 52/113
See application file for complete search history.

(56) **References Cited**

U.S. PATENT DOCUMENTS

1,066,045 A * 7/1913 Pass 116/22 A

2,082,272 A	*	6/1937	Zinnow	482/90
2,096,275 A	*	10/1937	Doyle	40/608
2,627,700 A	*	2/1953	Weiss	446/312
3,494,613 A	*	2/1970	Hatfield	472/135
4,792,088 A	*	12/1988	Bonnell	232/17
5,186,119 A	*	2/1993	Hlavin	116/222
D376,635 S	*	12/1996	Lee	D21/791
5,613,317 A	*	3/1997	Ninegar	43/3
5,626,418 A	*	5/1997	Angelis et al.	362/390
6,308,468 B1	*	10/2001	Caruso	52/165
6,698,132 B1	*	3/2004	Brint	43/2
6,773,768 B1	*	8/2004	Weiser	428/16

* cited by examiner

Primary Examiner—Catherine Tuttle

(74) *Attorney, Agent, or Firm*—Cislo & Thomas LLP

(57) **CLAIM**

I claim the ornamental design for a garden stake, as shown and described.

DESCRIPTION

FIG. 1 is a right side elevational view of my garden stake with the left side elevational view being the mirror image thereof and with the dotted lines showing being for illustrative purposes only and forming no part of the claimed design;

FIG. 2 is a top plan view thereof with the dotted lines showing being for illustrative purposes only and forming no part of the claimed design;

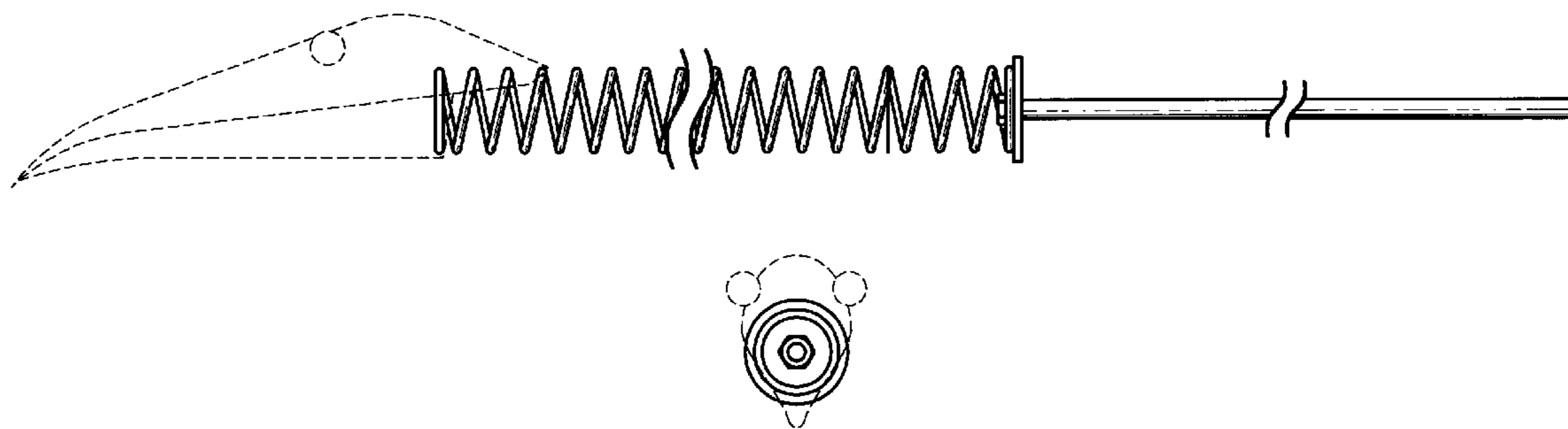
FIG. 3 is a bottom elevational view thereof with the dotted lines showing being for illustrative purposes only and forming no part of the claimed design;

FIG. 4 is a rear elevational view thereof; with the dotted lines showing being for illustrative purposes only and forming no part of the claimed design; and,

FIG. 5 is a front elevational view thereof and with the dotted lines showing being for illustrative purposes only and forming no part of the claimed design.

The stake is shown partially broken away in FIGS. 1-3 to indicate indeterminate length of the spring and shaft elements thereof.

1 Claim, 1 Drawing Sheet



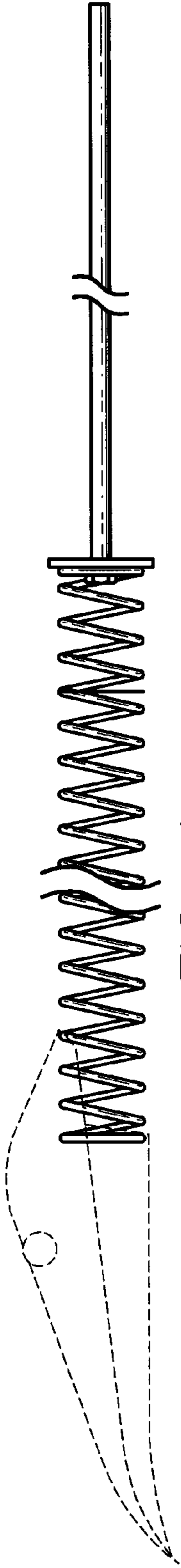


FIG. 1

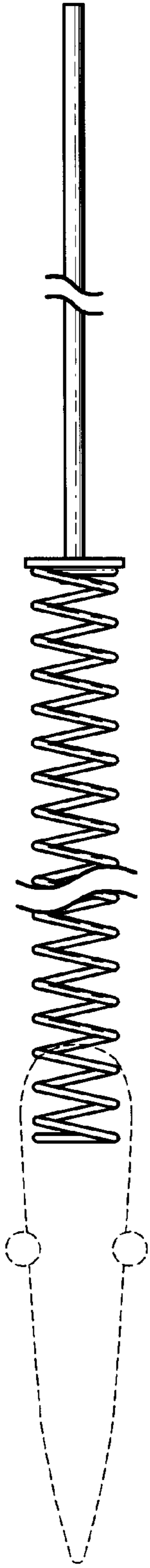


FIG. 2

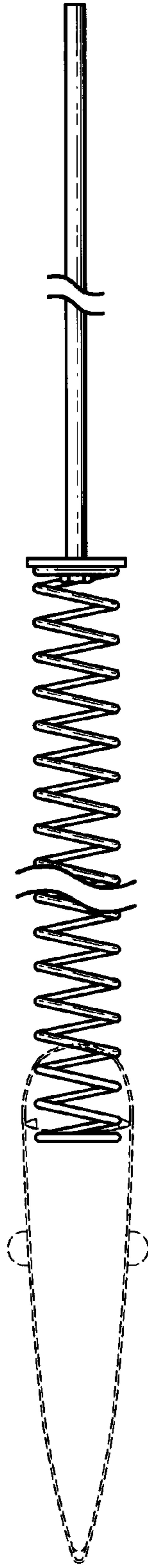


FIG. 3



FIG. 4

FIG. 5