

US00D525837S

(12) **United States Design Patent**  
**Orozco et al.**

(10) **Patent No.:** **US D525,837 S**  
(45) **Date of Patent:** **\*\* Aug. 1, 2006**

(54) **ILLUMINATED CANDY CARRIER**  
(76) Inventors: **Marielena Orozco**, 3318 Cosbey Ave.,  
Baldwin Park, CA (US) 91706; **Rocio**  
**Franco**, 3318 Cosbey Ave., Baldwin  
Park, CA (US) 81401

D353,748 S \* 12/1994 Ferris et al. .... D7/709  
D372,404 S \* 8/1996 Booten ..... D7/709  
5,797,507 A \* 8/1998 Kramer ..... 220/4.23  
D413,833 S \* 9/1999 Hollinger ..... D11/125  
5,984,098 A \* 11/1999 Cahen et al. .... 206/457  
D431,977 S \* 10/2000 Borges ..... D7/702

(\*\*) Term: **14 Years**

\* cited by examiner

(21) Appl. No.: **29/227,945**

*Primary Examiner*—Terry A. Wallace

(22) Filed: **Apr. 19, 2005**

(74) *Attorney, Agent, or Firm*—Crossley Patent Law; Mark  
A. Crossley

(51) **LOC (8) Cl.** ..... **03-01**

(57) **CLAIM**

(52) **U.S. Cl.** ..... **D7/710; D11/125**

The ornamental design for an illuminated candy carrier, as  
shown and described.

(58) **Field of Classification Search** ..... D7/709,  
D7/710, 628, 629; D3/270, 271.1; D11/117,  
D11/121, 125; 206/541–545, 457; 229/4.21–4.23,  
229/771

**DESCRIPTION**

See application file for complete search history.


FIG. 1 is a front elevation view of an illuminated candy  
carrier showing our new design;  
FIG. 2 is a rear elevation view;  
FIG. 3; is a side elevation view;  
FIG. 4 is a top plan view; and,  
FIG. 5 is a bottom plan view of an illuminated candy carrier  
showing our new design.

(56) **References Cited**

**U.S. PATENT DOCUMENTS**

2,748,260 A \* 5/1956 Nelson ..... D11/121  
D298,060 S 10/1988 Johannsen  
D318,400 S \* 7/1991 Raucci ..... D7/710  
D319,374 S \* 8/1991 Johannsen ..... D7/689

**1 Claim, 3 Drawing Sheets**






FIG. 1




FIG. 2

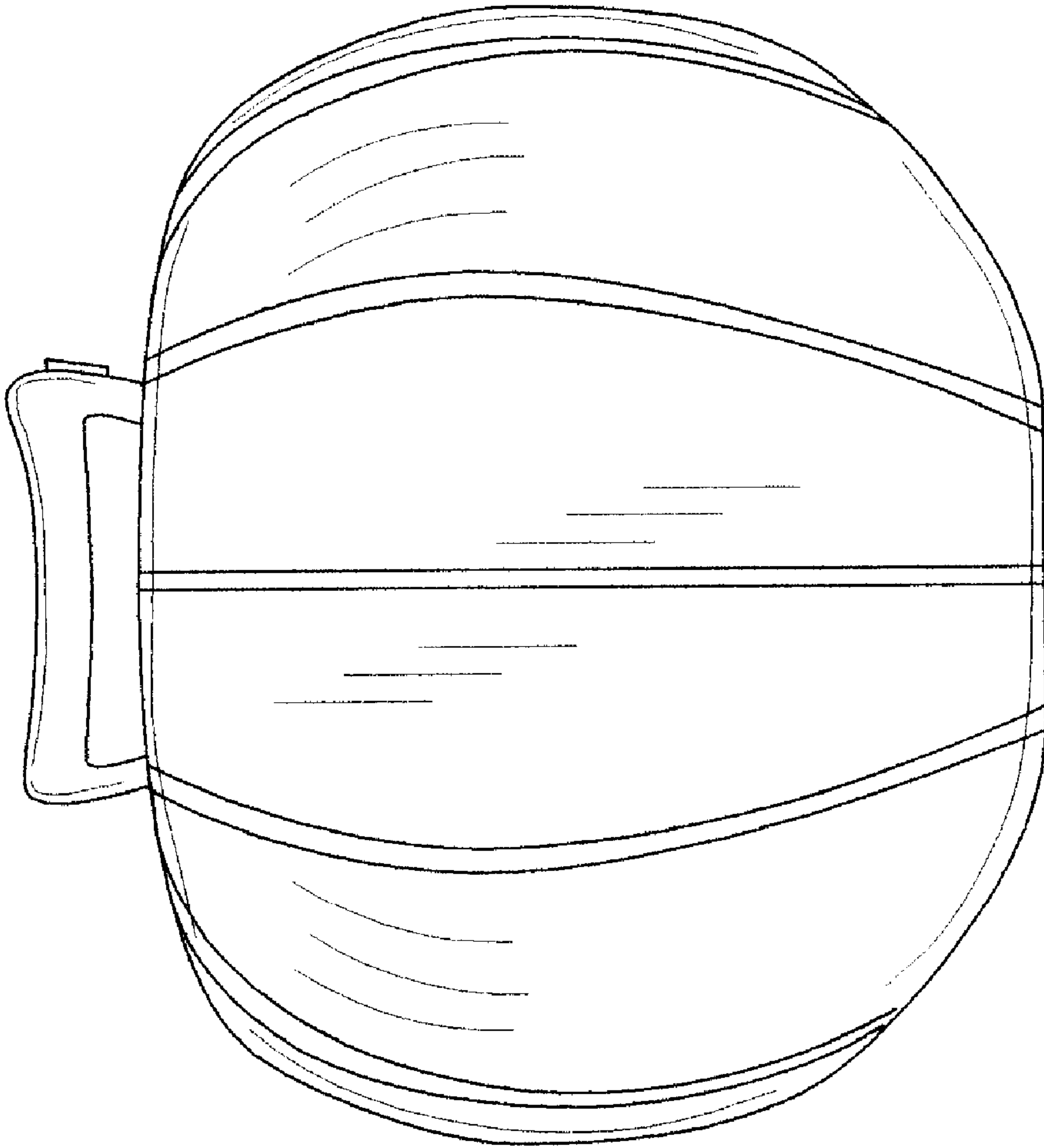


FIG. 3




FIG. 4

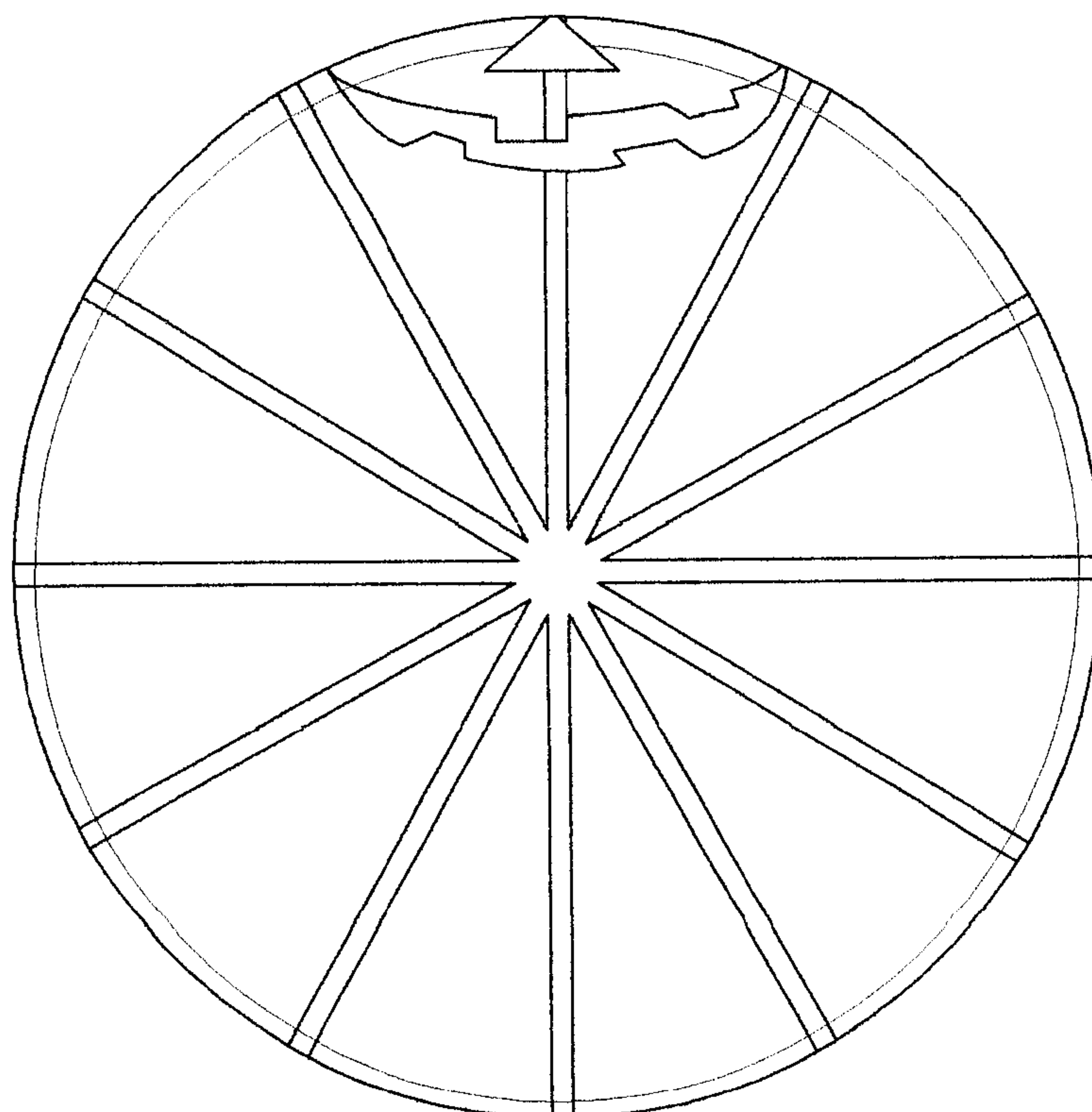


FIG. 5