

US00D525835S

(12) **United States Design Patent**
Moore

(10) **Patent No.:** **US D525,835 S**

(45) **Date of Patent:** **** Aug. 1, 2006**

(54) **GOLF BALL CORN COB HOLDER**

D472,948 S * 4/2003 McGuire et al. D21/708

(76) Inventor: **Joseph Moore**, 1 Bradford Dr., Bella Vista, AR (US) 72714

* cited by examiner

(**) Term: **14 Years**

Primary Examiner—Terry A. Wallace
(74) *Attorney, Agent, or Firm*—Keisling Pieper & Scott PLC; David B. Pieper; Trent C. Keisling

(21) Appl. No.: **29/234,273**

(57) **CLAIM**

(22) Filed: **Jul. 15, 2005**

The ornamental design for a golf ball corn cob holder, as shown and described.

(51) **LOC (8) Cl.** **07-06**

(52) **U.S. Cl.** **D7/684**

(58) **Field of Classification Search** D7/683,
D7/684, 300.2; 99/419, 421 A; 294/1.1, 5,
294/55.5, 61; D21/708

DESCRIPTION

See application file for complete search history.

FIG. 1 is a top isometric view of a golf ball corn cob holder showing the golf ball handle and tee shaped prong arrangement of my new cob holder design;
FIG. 2 is a top view thereof, the bottom view being a mirror image thereof;
FIG. 3 is a right side view thereof, the left side view being a mirror image thereof;
FIG. 4 is a back view thereof; and,
FIG. 5 is a front view thereof.

(56) **References Cited**

U.S. PATENT DOCUMENTS

D201,102 S	*	5/1965	Panek	D21/708
D207,412 S	*	4/1967	La Barbera	D7/684
D278,017 S	*	3/1985	Martin	D7/300.2
D440,457 S	*	4/2001	Cohen	D7/300.2

1 Claim, 1 Drawing Sheet




FIG. 1




FIG. 2

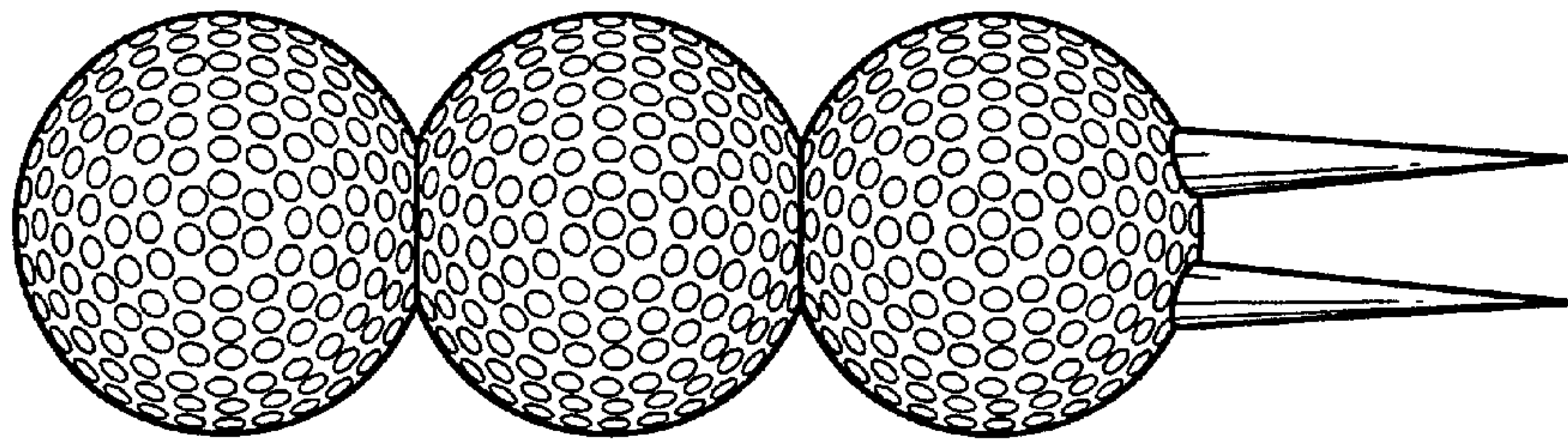


FIG. 3

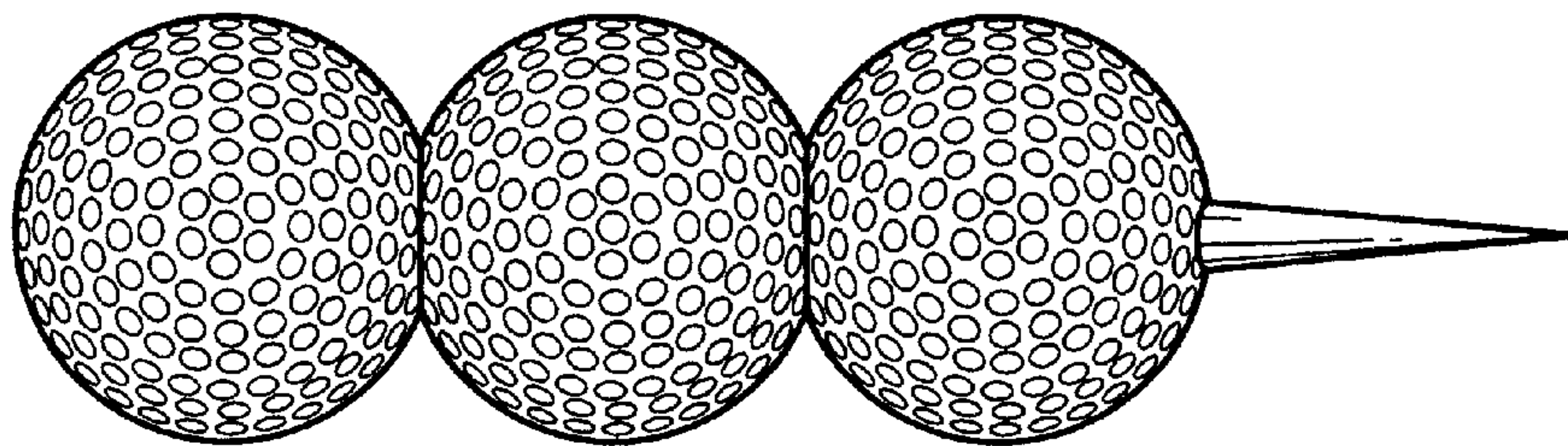


FIG. 4

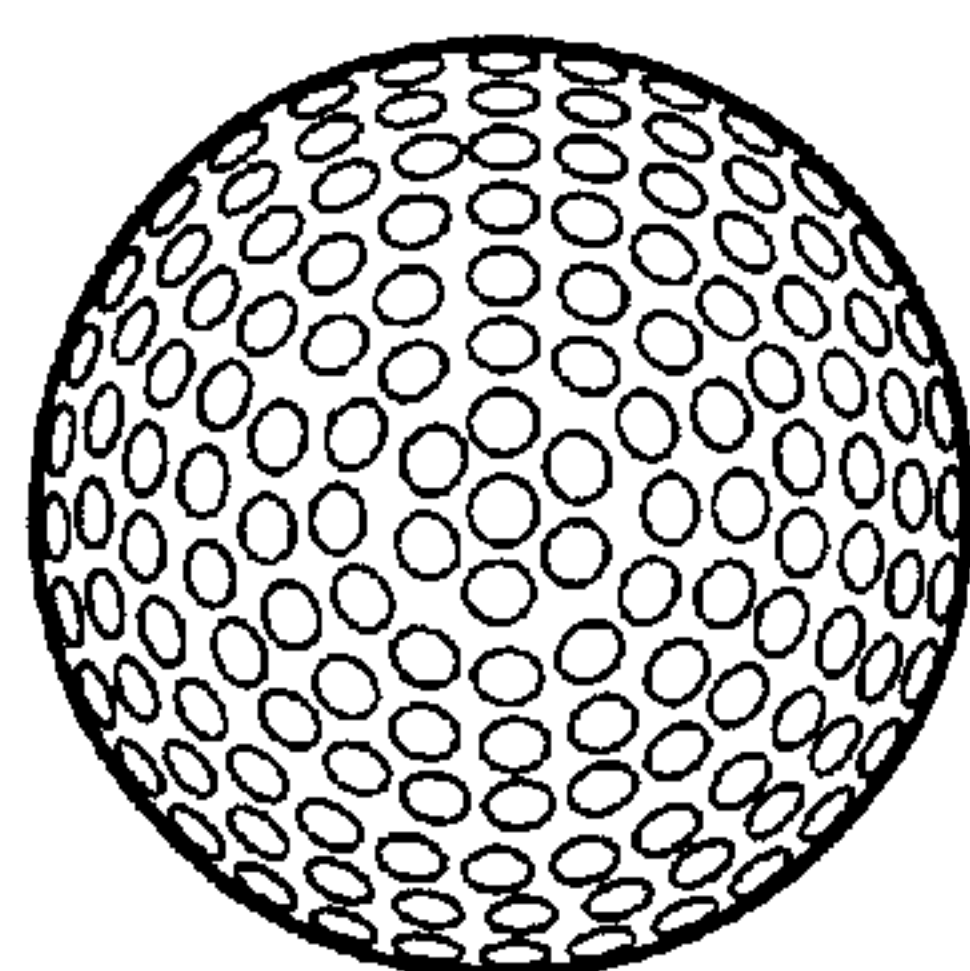


FIG. 5

