



US00D525831S

(12) **United States Design Patent**
Ray

(10) **Patent No.:** **US D525,831 S**
(45) **Date of Patent:** **** Aug. 1, 2006**

(54) **SERVING PAISLEY**
(75) Inventor: **Rachael Ray**, New York, NY (US)
(73) Assignee: **Watch Entertainment, Inc.**, New York, NY (US)
(**) Term: **14 Years**

D289,248 S * 4/1987 Joaquin D7/354
D342,806 S * 12/1993 Jones et al. D28/73
D423,276 S * 4/2000 McDonald et al. D7/354
D430,458 S * 9/2000 Kellermann D7/566
D471,765 S * 3/2003 Wellner D7/550.1
D499,610 S * 12/2004 Laib D7/550.1
D500,675 S * 1/2005 De Man et al. D9/425

* cited by examiner

(21) Appl. No.: **29/211,319**
(22) Filed: **Aug. 13, 2004**

Primary Examiner—M. N. Pandozzi
(74) *Attorney, Agent, or Firm*—Greenberg Traurig

(51) **LOC (8) Cl.** **07-01**
(52) **U.S. Cl.** **D7/566; D7/567; D7/571;**
D7/551.1; D7/550.1
(58) **Field of Classification Search** **D7/672,**
D7/675, 543, 550.1, 551.1, 551.2, 566, 567,
D7/571, 354, 587; D9/425; D28/73; D24/227;
D15/147; D6/406.3; 220/557, 574, 575; 229/106
See application file for complete search history.

(57) **CLAIM**

The ornamental design for a serving paisley, as shown and described.

DESCRIPTION

FIG. 1 is a top plan view of a serving paisley showing our new design;
FIG. 2 is a front view of the serving paisley shown in FIG. 1;
FIG. 3 is a right side view of the serving paisley shown in FIG. 1;
FIG. 4 is a left side view of the serving paisley shown in FIG. 1;
FIG. 5 is a bottom view of the serving paisley shown in FIG. 1; and,
FIG. 6 is a rear view of the serving paisley shown in FIG. 1.

(56) **References Cited**
U.S. PATENT DOCUMENTS

D6,248 S * 11/1872 Wilcox D7/587
D135,524 S * 4/1943 Johnstone D7/550.1
D154,272 S * 6/1949 Heim D6/511
D155,474 S * 10/1949 Berch D7/543
D166,277 S * 3/1952 Seflin D7/567
D186,042 S * 9/1959 Stageberg D7/543
D243,380 S * 2/1977 Berger D7/354

1 Claim, 3 Drawing Sheets






FIG. 1



FIG. 2




FIG. 3




FIG. 4



FIG. 5




FIG. 6