

US00D525809S

(12) **United States Design Patent**
Hughes

(10) **Patent No.:** **US D525,809 S**

(45) **Date of Patent:** **** Aug. 1, 2006**

- (54) **END FRAME FOR A BENCH**
- (75) Inventor: **Aaron W. Hughes**, Reedsville, PA (US)
- (73) Assignee: **DuMor, Inc.**, Mifflintown, PA (US)
- (**) Term: **14 Years**
- (21) Appl. No.: **29/210,338**
- (22) Filed: **Jul. 29, 2004**
- (51) **LOC (8) Cl.** **06-01**
- (52) **U.S. Cl.** **D6/492**
- (58) **Field of Classification Search** D6/334-339,
D6/349, 352, 364-366, 353, 369, 370, 495,
D6/500-502, 367, 368, 379, 480, 481, 483,
D6/484; 5/12.1; 297/445.1, 232, 446.1, 447.3,
297/448.1, 452.1, 118, 119, 122-126; 312/235.9;
108/11, 13, 15, 115
See application file for complete search history.

- D410,159 S * 5/1999 Wu D6/501
- D413,738 S * 9/1999 Hornyak D6/370
- D419,341 S * 1/2000 Chipman D6/492
- D420,814 S * 2/2000 Hornyak D6/355
- D423,239 S * 4/2000 Hornyak D6/355
- D446,399 S * 8/2001 Slear D6/370
- D453,424 S * 2/2002 Stewart D6/349
- D457,738 S * 5/2002 Slear et al. D6/355
- D457,742 S * 5/2002 Arnold D6/370
- D458,044 S * 6/2002 Slear et al. D6/370
- D465,113 S * 11/2002 Chen D6/501
- D465,936 S * 11/2002 Arnold D6/349
- D466,318 S * 12/2002 Arnold D6/370
- D467,101 S * 12/2002 Hughes D6/495
- D467,442 S * 12/2002 Zaidman D6/366
- D468,126 S * 1/2003 Pappas D6/381
- D468,550 S * 1/2003 Pappas D6/381
- D473,063 S * 4/2003 Pappas D6/381
- D473,391 S * 4/2003 Haney et al. D6/370
- D477,729 S * 7/2003 Chen D6/501
- D481,210 S * 10/2003 Chipman D6/349
- D481,211 S * 10/2003 Chipman D6/349

(Continued)

(56) **References Cited**

U.S. PATENT DOCUMENTS

- D216,115 S * 11/1969 Suzuki D6/370
- D263,353 S * 3/1982 Beals D6/370
- D314,677 S * 2/1991 Hanna D6/381
- D336,796 S * 6/1993 Chang D6/370
- D361,901 S * 9/1995 Szekely D6/370
- D366,773 S * 2/1996 Yurk D6/369
- D369,489 S * 5/1996 McDiarmid D6/502
- D370,570 S * 6/1996 Green et al. D6/370
- D372,133 S * 7/1996 Slear D6/370
- D378,965 S * 4/1997 Yurk D6/500
- D380,313 S * 7/1997 Slear D6/370
- D396,358 S * 7/1998 Geier D6/349
- D396,963 S * 8/1998 Jeng D6/358
- D399,662 S * 10/1998 Jeng D6/358
- D401,770 S * 12/1998 Jeng D6/358
- D406,700 S * 3/1999 Slear D6/376
- D408,660 S * 4/1999 Donnelly D6/500
- D409,011 S * 5/1999 Jeng D6/358
- D409,401 S * 5/1999 Jeng D6/358
- D409,402 S * 5/1999 Jeng D6/358
- D409,410 S * 5/1999 Jeng D6/381
- D409,850 S * 5/1999 Jeng D6/370

Primary Examiner—Sandra S. Snapp

(74) *Attorney, Agent, or Firm*—Hooker & Habib, P.C.

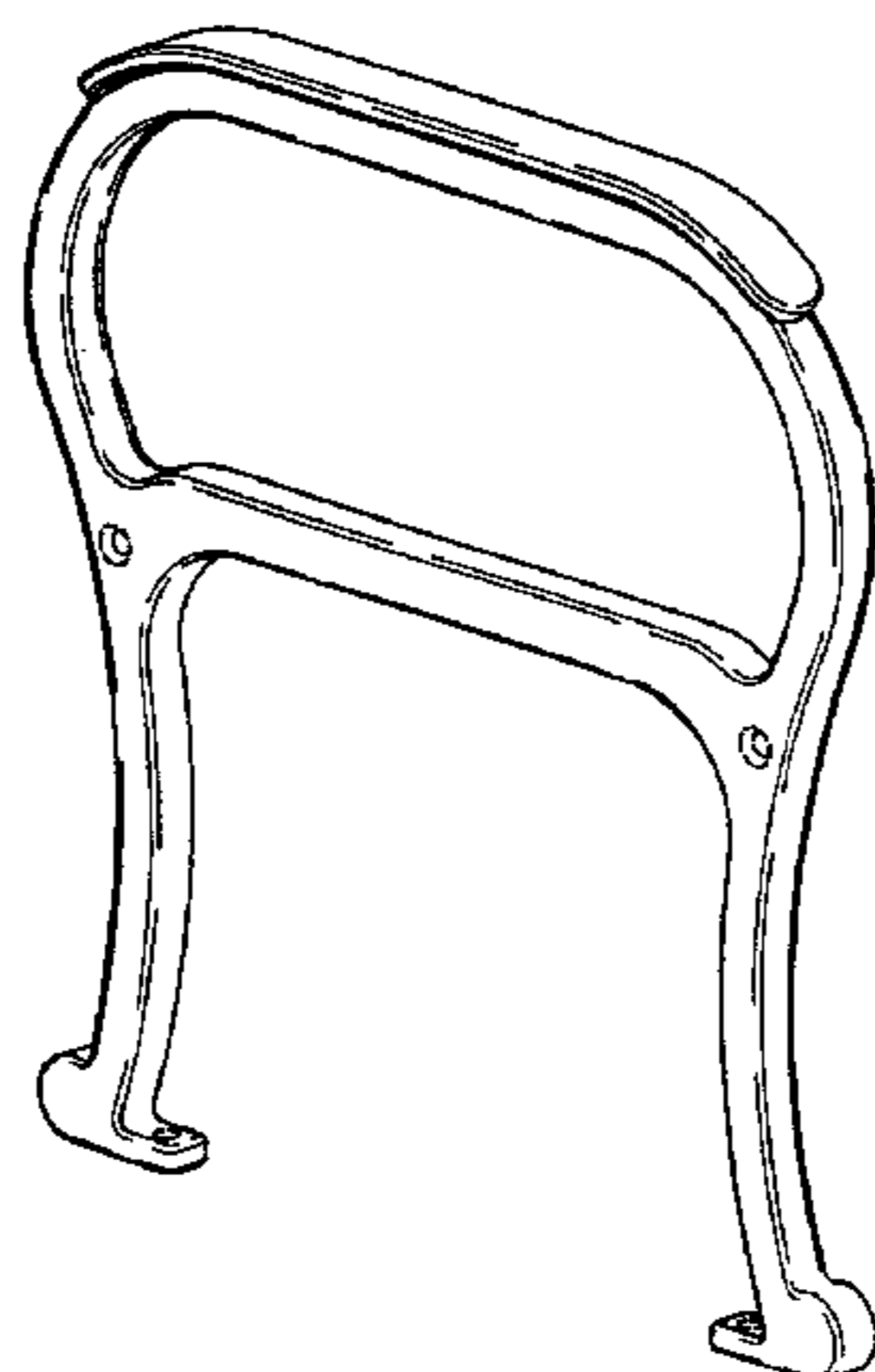
(57) **CLAIM**

The ornamental design for an end frame for a bench, as shown and described.

DESCRIPTION

FIG. 1 is a side and top perspective view of an end frame for a bench in accordance with my new design;
 FIG. 2 is a first side elevation view of the end frame of FIG. 1;
 FIG. 3 is a second side elevation view of the end frame of FIG. 1, the second side opposite the first side;
 FIG. 4 is a top plan view of the end frame of FIG. 1; and,
 FIG. 5 is a bottom plan view of the end frame of FIG. 1.
 The broken line showing of environmental structure in FIGS. 1, 2, 3, and 5 are for illustrative purposes only and form no part of the claimed design.

1 Claim, 1 Drawing Sheet



US D525,809 S

Page 2

U.S. PATENT DOCUMENTS

D486,004 S	*	2/2004	Haney et al.	D6/379	D491,758 S	*	6/2004	True	D6/501
D486,664 S	*	2/2004	Pappas	D6/381	D492,521 S	*	7/2004	Tai	D6/501
D487,657 S	*	3/2004	Chen	D6/501	D496,535 S	*	9/2004	Goodworth	D6/366
D488,012 S	*	4/2004	Chen	D6/501	D498,079 S	*	11/2004	Messier	D6/381
D488,934 S	*	4/2004	Milinov	D6/336	D505,283 S	*	5/2005	Egger	D6/501

* cited by examiner

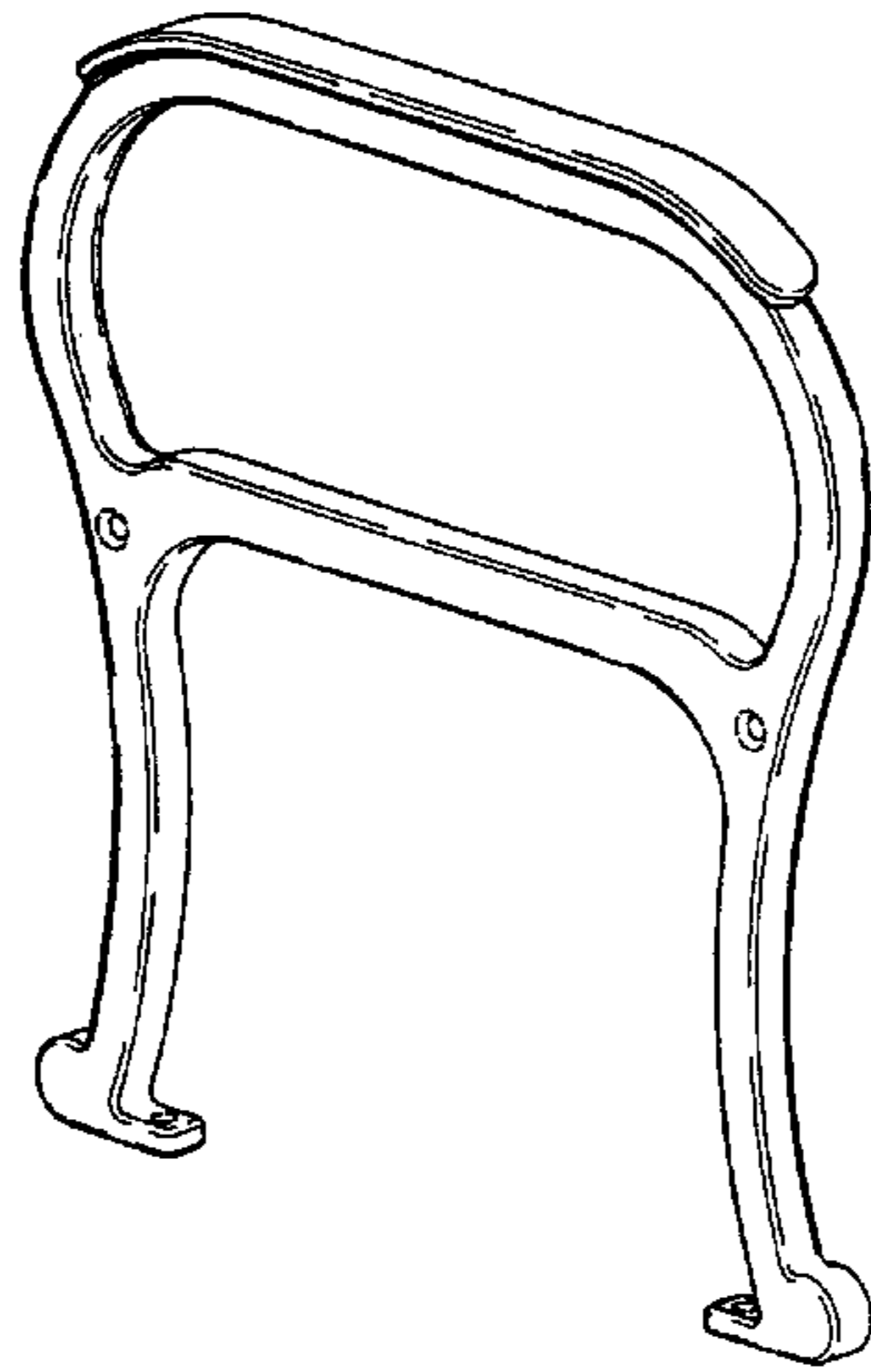


FIG. 1

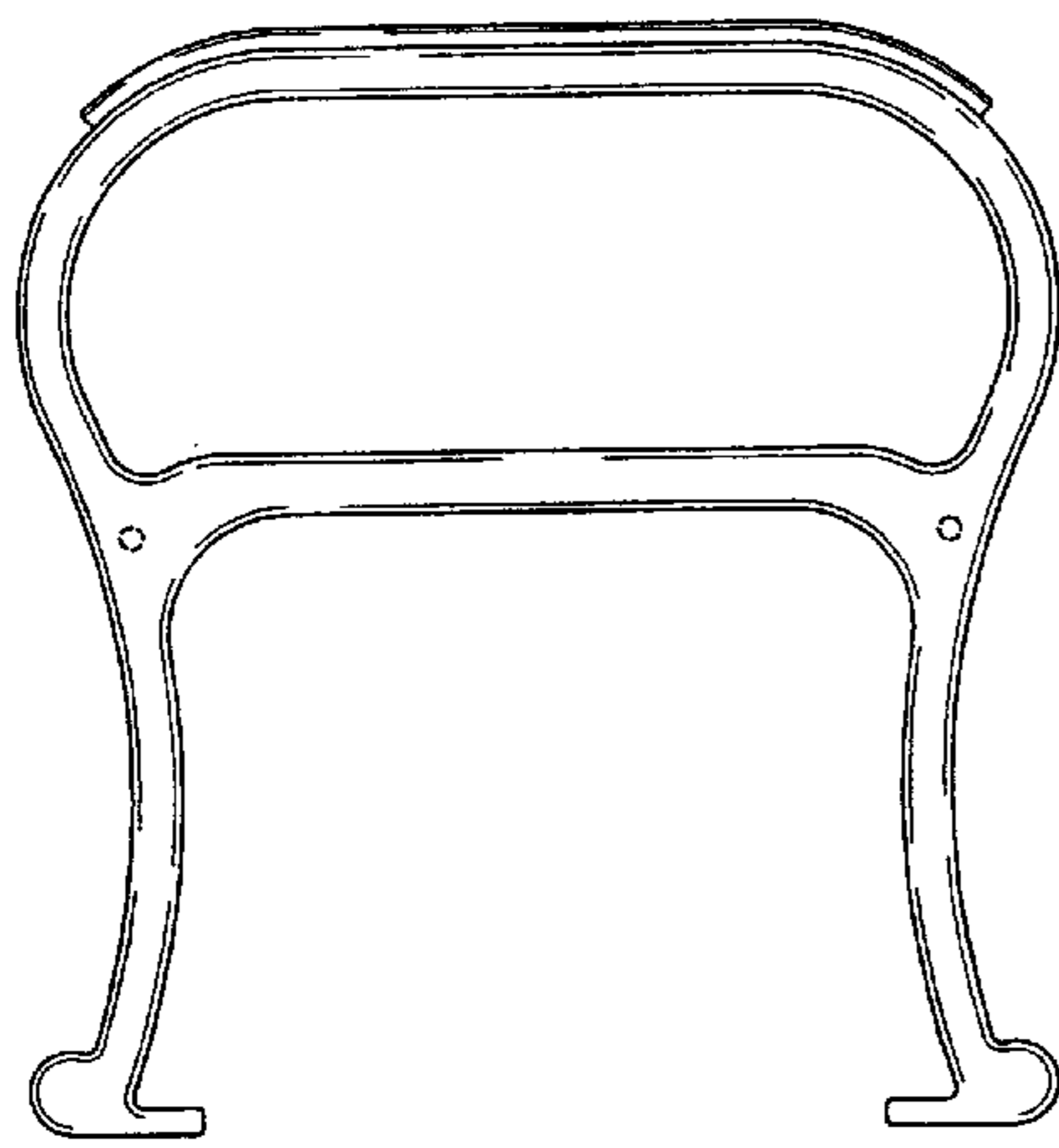


FIG. 2

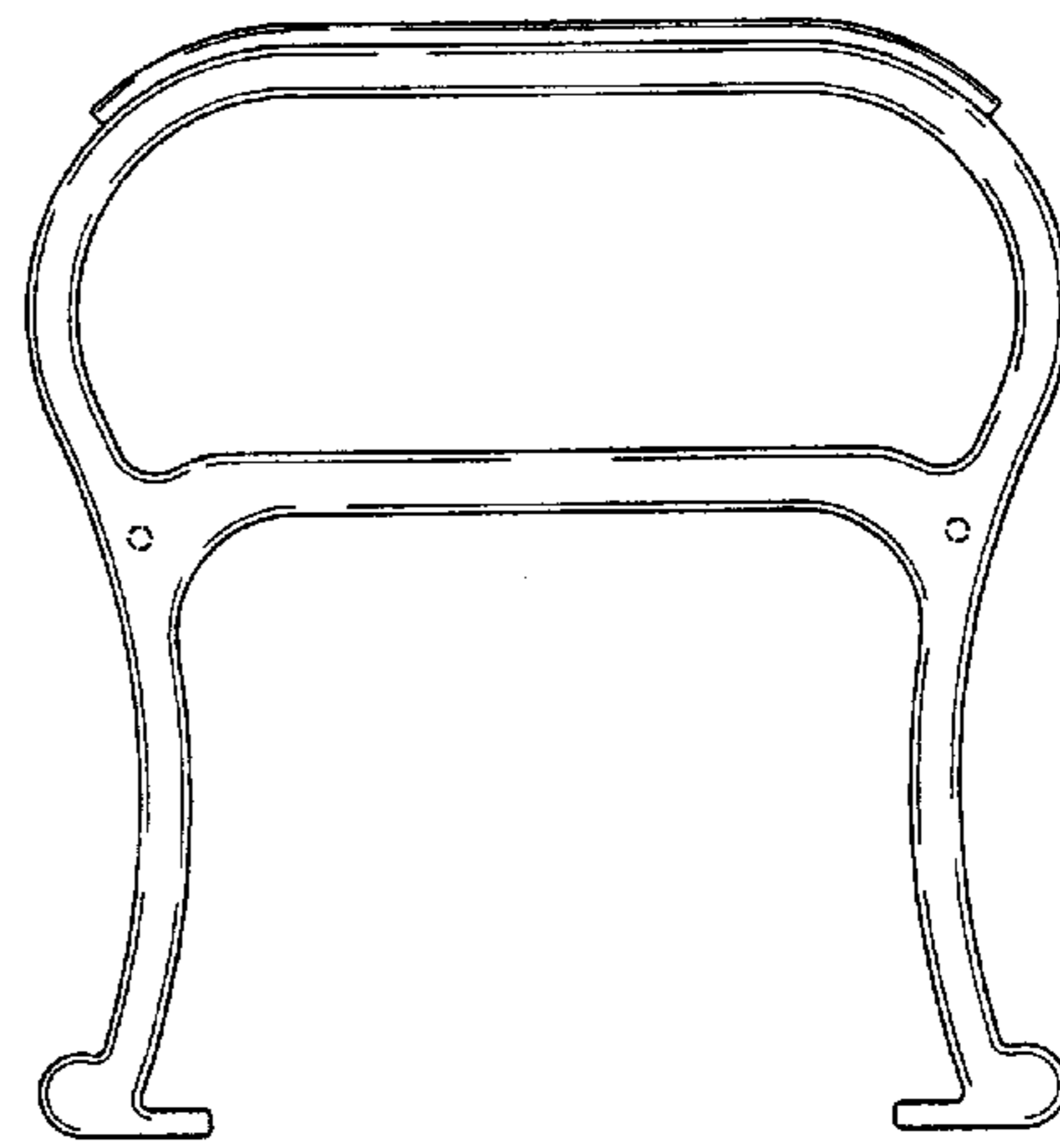


FIG. 3




FIG. 4




FIG. 5