

US00D525798S

(12) **United States Design Patent**  
**Lowsky**

(10) **Patent No.:** **US D525,798 S**

(45) **Date of Patent:** **\*\* Aug. 1, 2006**

(54) **CHAIR**

(75) Inventor: **Jamie Lowsky**, Aventura, FL (US)

(73) Assignee: **Pride Family Brands, Inc.**, Ft. Lauderdale, FL (US)

(\*\*) Term: **14 Years**

(21) Appl. No.: **29/240,263**

(22) Filed: **Oct. 11, 2005**

(51) **LOC (8) Cl.** ..... **06-01**

(52) **U.S. Cl.** ..... **D6/370; D6/379**

(58) **Field of Classification Search** ..... D6/334,  
D6/335, 336, 369, 370, 374, 375, 376, 379,  
D6/380, 500-502; 297/445.1, 446.1, 452.63  
See application file for complete search history.

(56) **References Cited**

**U.S. PATENT DOCUMENTS**

D80,607 S	*	3/1930	Debski	.....	D6/369
D81,181 S	*	5/1930	Debski	.....	D6/369
D87,265 S	*	6/1932	Levine	.....	D6/369
D165,914 S	*	2/1952	Grundy	.....	D6/379
D316,489 S	*	4/1991	Frinier	.....	D6/369
D363,826 S	*	11/1995	Martin	.....	D6/370
D459,904 S	*	7/2002	Hutton	.....	D6/370
D502,333 S	*	3/2005	Tseng	.....	D6/370
D502,334 S	*	3/2005	Tseng	.....	D6/370
D511,901 S	*	11/2005	Mohundro	.....	D6/370
D512,234 S	*	12/2005	Spector et al.	.....	D6/370

**OTHER PUBLICATIONS**

Photograph of chair, publication unknown; however, Applicant is aware that the chair was publicly available prior to Sep. 21, 2005.

\* cited by examiner

*Primary Examiner*—Mimosa De

(74) *Attorney, Agent, or Firm*—Akerman Senterfitt; Peter A. Chiabotti



(57) **CLAIM**


The ornamental design for a chair, as shown and described.

**DESCRIPTION**

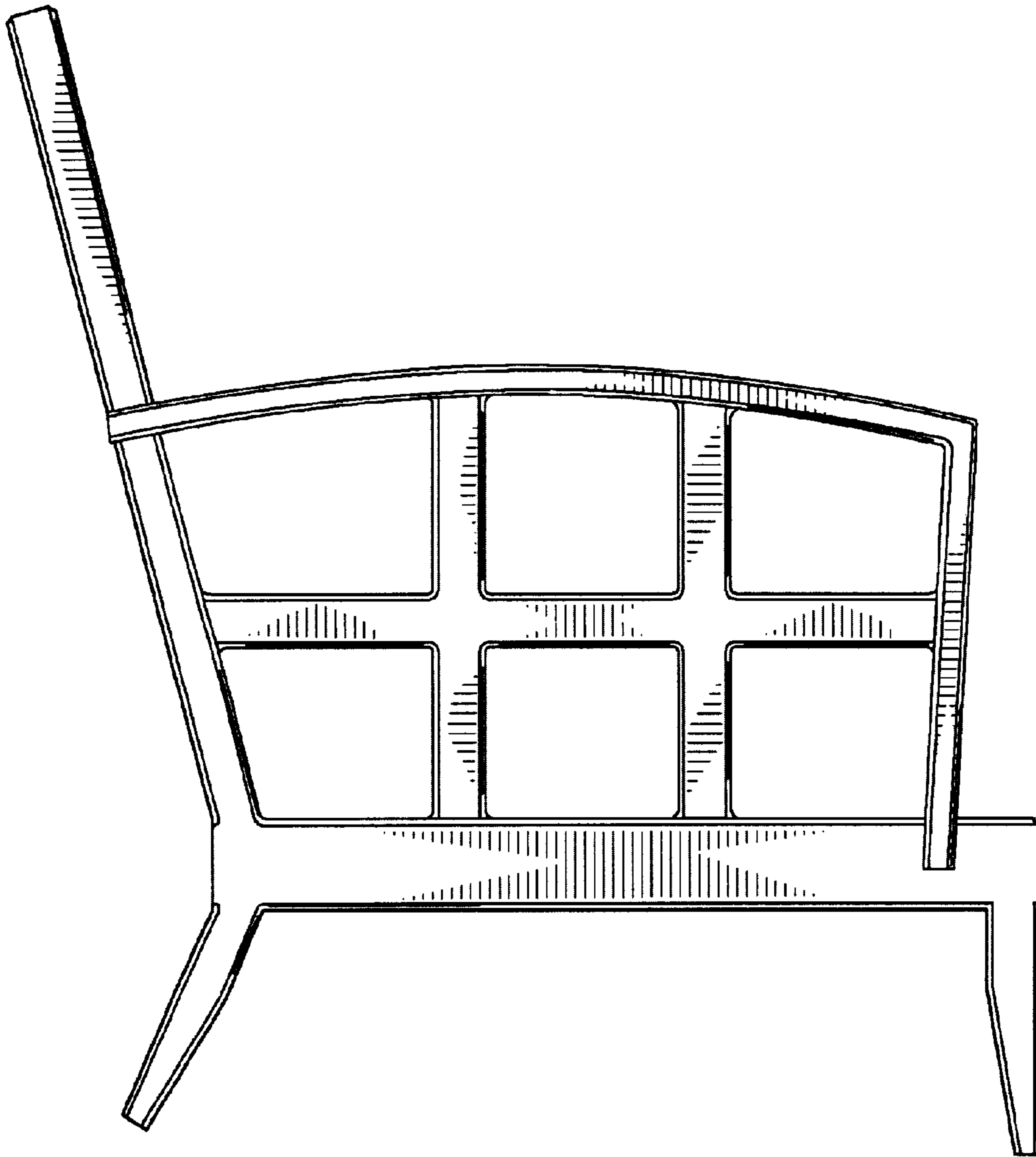
FIG. 1 is a perspective view of the ornamental design; FIG. 2 is left side view of the ornamental design of FIG. 1; FIG. 3 is a right side view of the ornamental design of FIG. 1; FIG. 4 is a front elevational view of the ornamental design of FIG. 1; FIG. 5 is rear elevational view of the ornamental design of FIG. 1; FIG. 6 is top plan view of the ornamental design of FIG. 1; FIG. 7 is bottom plan view of the ornamental design of FIG. 1; and, FIG. 8 is a perspective view of the ornamental design of FIG. 1 with cushions shown in broken lines that are for illustrative purposes only and form no part of the claimed design.

**1 Claim, 8 Drawing Sheets**

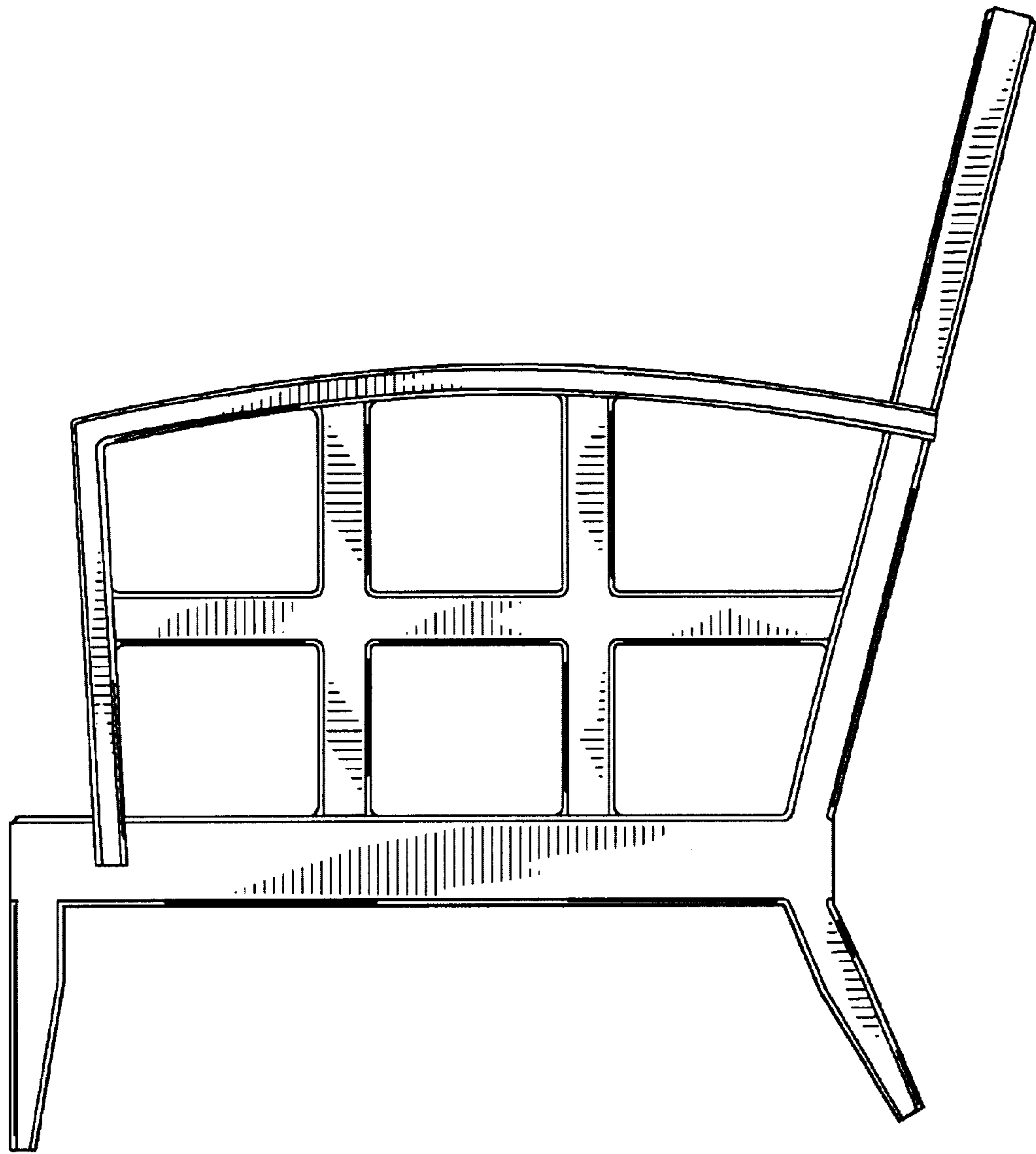




**FIG. 1**




**FIG. 2**

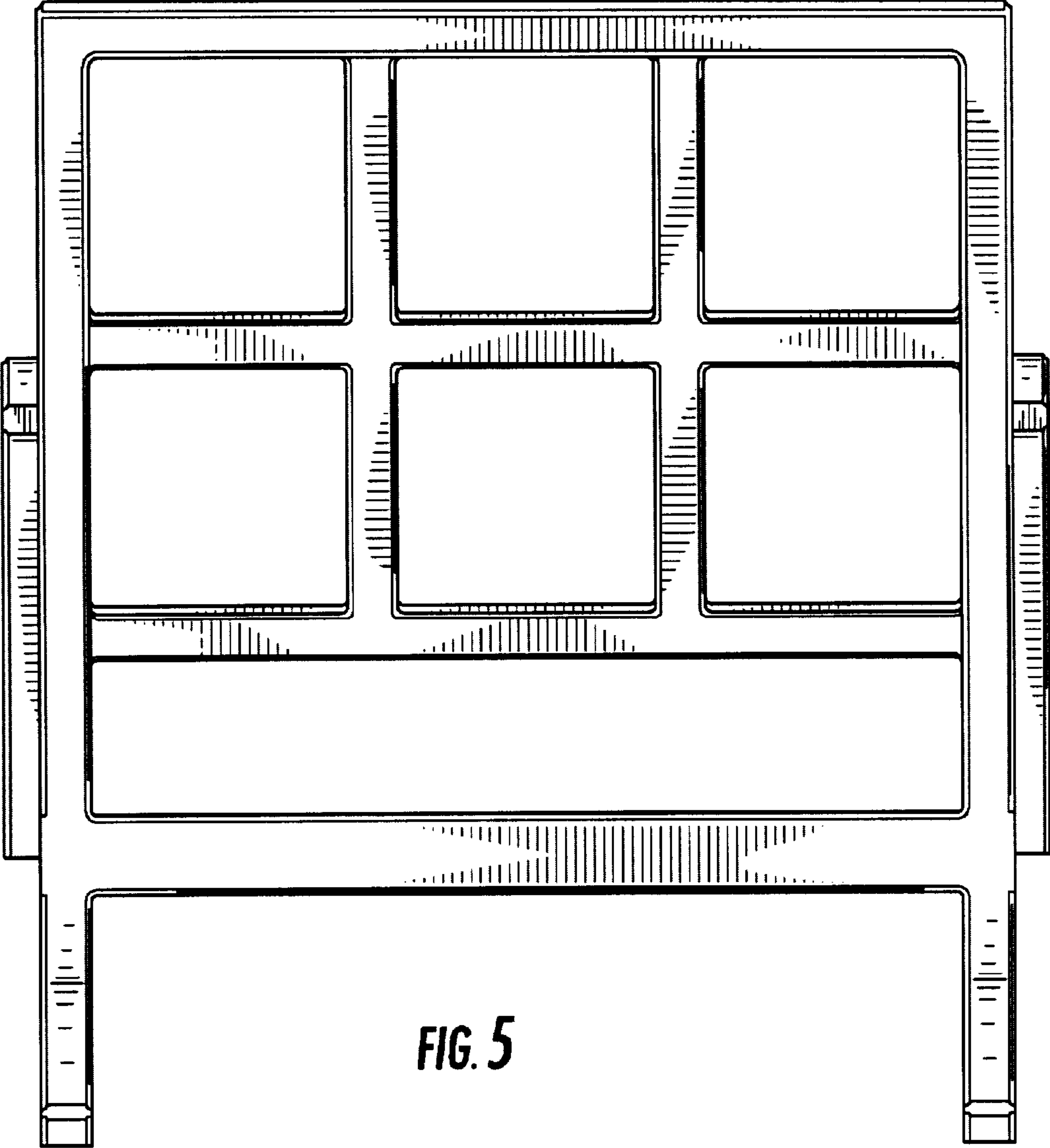


**FIG. 3**

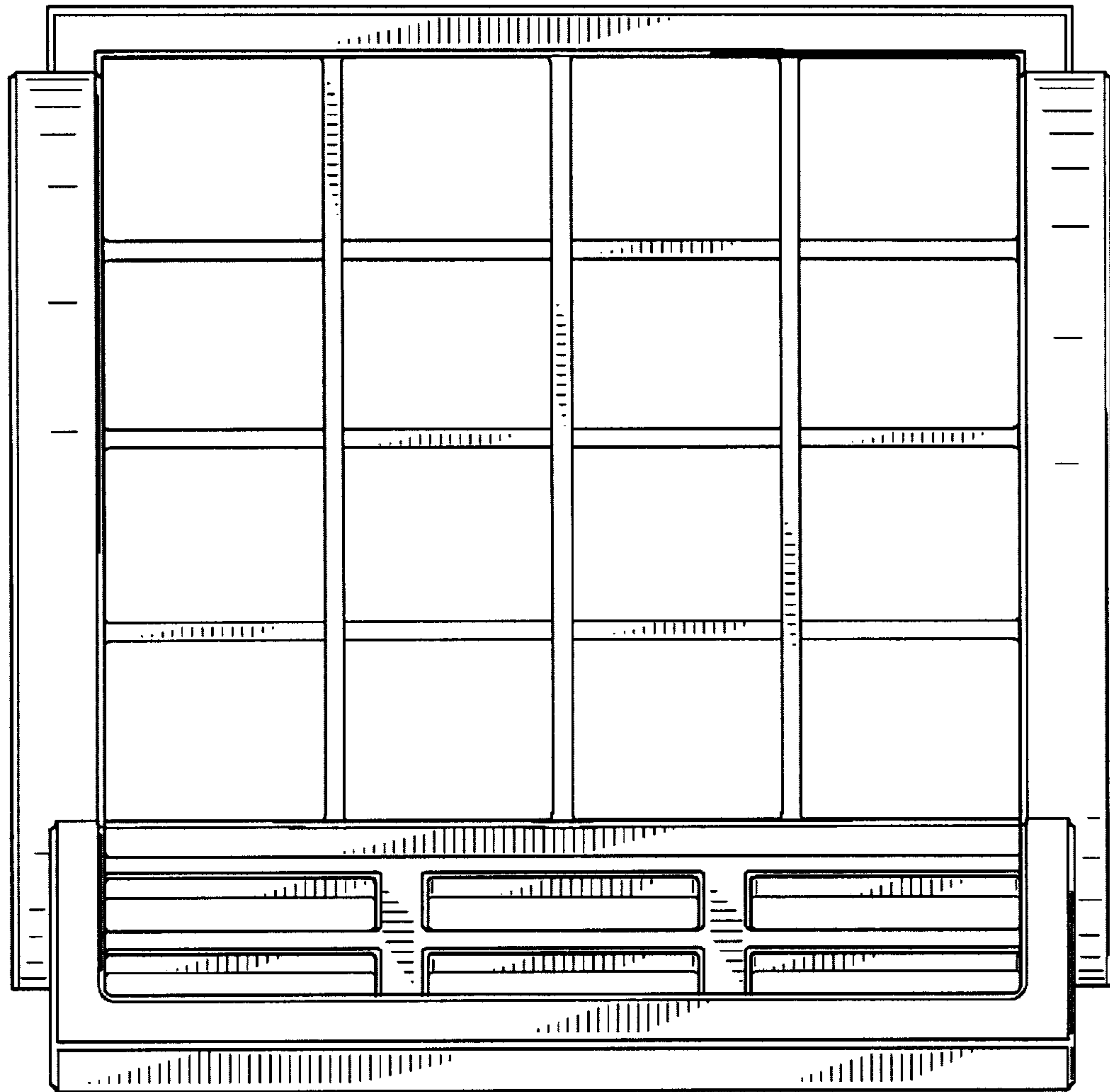




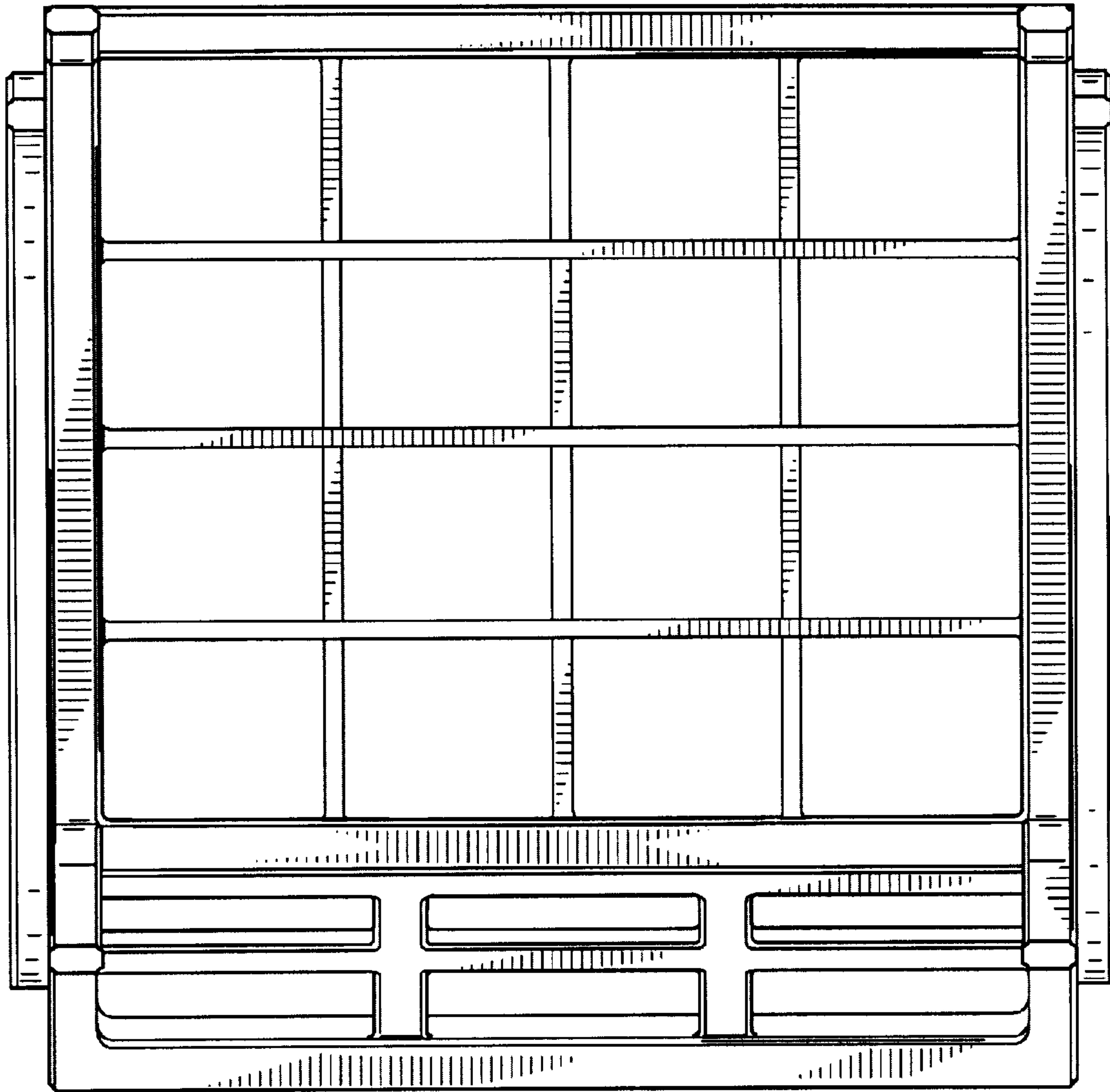
**FIG. 4**



**FIG. 5**




**FIG. 6**



**FIG. 7**





**FIG. 8**