

US00D525790S

(12) **United States Design Patent**
Heroux

(10) **Patent No.:** **US D525,790 S**

(45) **Date of Patent:** **** Aug. 1, 2006**

(54) **UNDER FURNITURE STORAGE UNIT**

(76) **Inventor:** **Steve G. Heroux**, 29 Whiteface St.,
South Burlington, VT (US) 05403

(**) **Term:** **14 Years**

(21) **Appl. No.:** **29/241,821**

(22) **Filed:** **Nov. 2, 2005**

(51) **LOC (8) Cl.** **03-01**

(52) **U.S. Cl.** **D3/301; D6/432**

(58) **Field of Classification Search** D3/272-273,
D3/301, 902; D6/432, 510; 190/13 R, 15 A
See application file for complete search history.

(56) **References Cited**

U.S. PATENT DOCUMENTS

2,274,048	A	*	2/1942	Derman	312/31
2,710,084	A	*	6/1955	Braverman	190/107
3,242,960	A		3/1966	Schwarzman		
4,071,258	A		1/1978	Wallace		
4,811,438	A	*	3/1989	Simpson	5/308
D513,871	S	*	1/2006	Rosine et al.	D3/273

OTHER PUBLICATIONS

(H) Underbed Chest. Montgomery Ward Catalog, Spring 1976, p. 224.*

Vinyl Under-Bed Shoe Bag: <http://www.organizes-it.com/povinshoeb.php?rtnFile=shoestor&rtnDisplay=Shoe%20Racks>. Downloaded Jan. 31, 2006.*

Under the Bed PolyStorage Boxes (Set of 2): http://www.bedbathandbeyond.com/cbTipsTricks.asp?order_num=1&wk=21&num=3. Downloaded Jan. 31, 2006.*

Bajer Design 8 in. High Under-Bed Storage Unit: http://www.homedepot.com/pre180/HDUS/EN_US/jsearch/product.jsp?pn=162059. Downloaded Jan. 31, 2006.*

Flat Storage Cover Ref. 9144: <http://www.tempsl.com/uk/textile-care/organisers/flat-storage-cover/9144.html>.

Downloaded Jan. 31, 2006.*

Lavender Scented Under Bed Storage: <http://www.dream-productscatalog.com/details.cfm?item=10093>. Downloaded Jan. 31, 2006 through Google Images; no earlier date available.*

AVON Campaign 20, 2005 Catalog, pp. 140 and 141.

* cited by examiner

Primary Examiner—Philip S. Hyder

Assistant Examiner—RoseLynne Ulm

(74) *Attorney, Agent, or Firm*—Bacon & Thomas PLLC

(57) **CLAIM**

The ornamental design for an under furniture storage unit, as shown and described.

DESCRIPTION

FIG. 1 is an upper left perspective view of an under furniture storage unit showing my new design;

FIG. 2 is a left side elevational view of the under furniture storage unit shown in FIG. 1;

FIG. 3 is a right side elevational view of the under furniture storage unit shown in FIG. 1;

FIG. 4 is a front elevational view of the under furniture storage unit shown in FIG. 1;

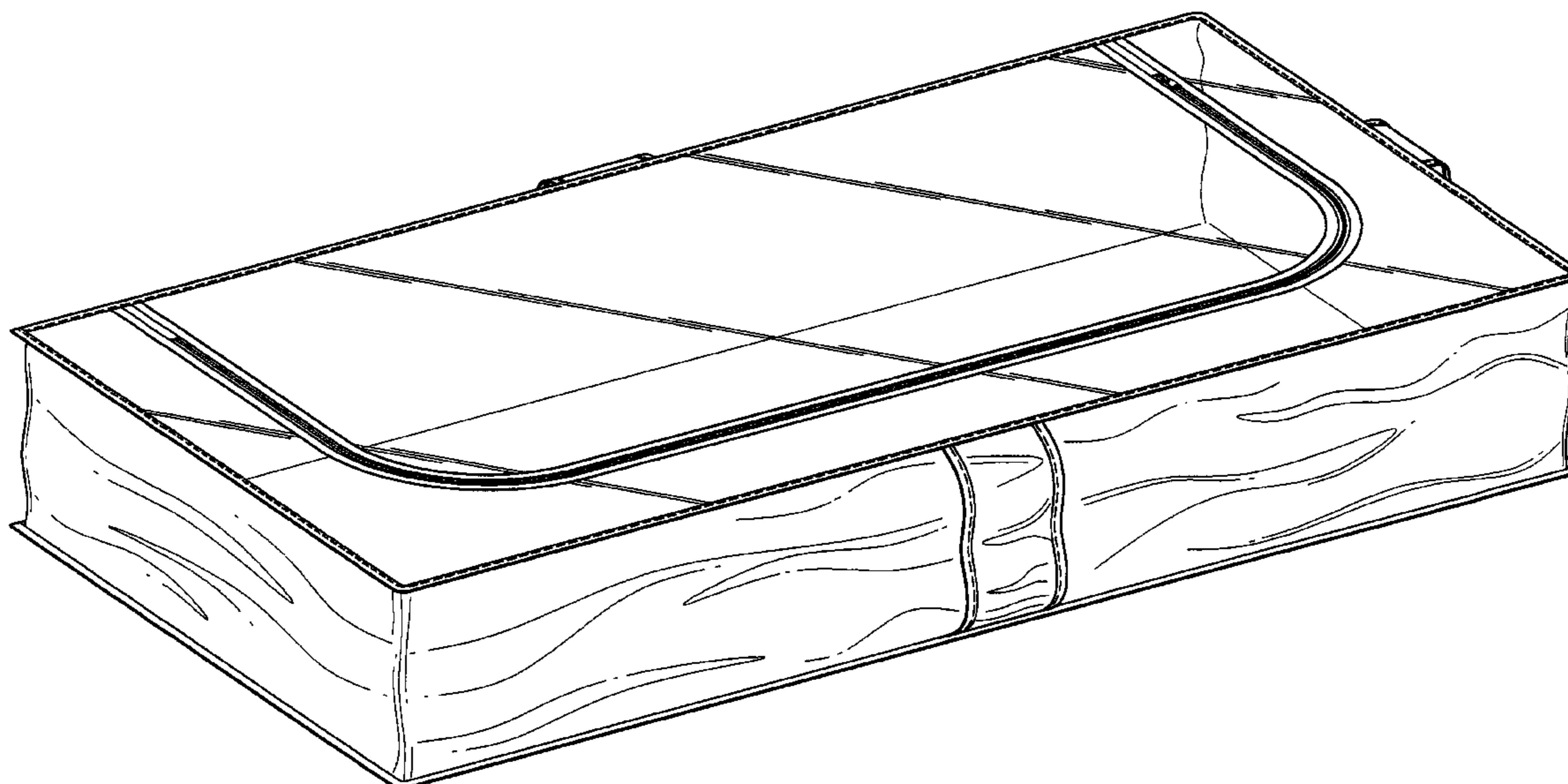
FIG. 5 is a rear elevational view of the under furniture storage unit shown in FIG. 1;

FIG. 6 is a top plan view of the under furniture storage unit shown in FIG. 1;

FIG. 7 is a bottom plan view of the under furniture storage unit shown in FIG. 1; and,

FIG. 8 is an upper left perspective view of the under furniture storage unit shown in FIG. 1, showing the under furniture storage unit partially opened.

1 Claim, 6 Drawing Sheets



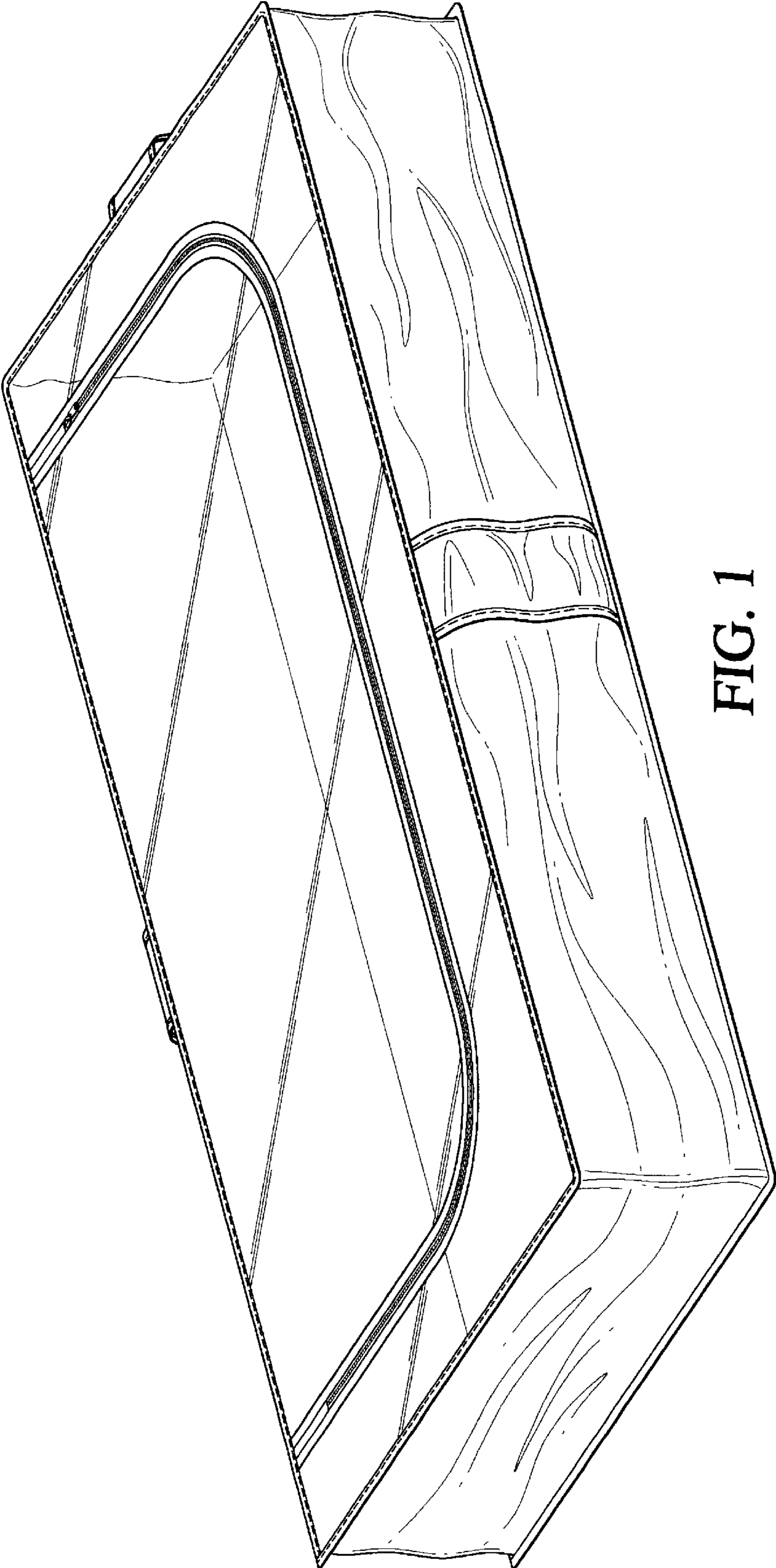


FIG. 1




FIG. 2

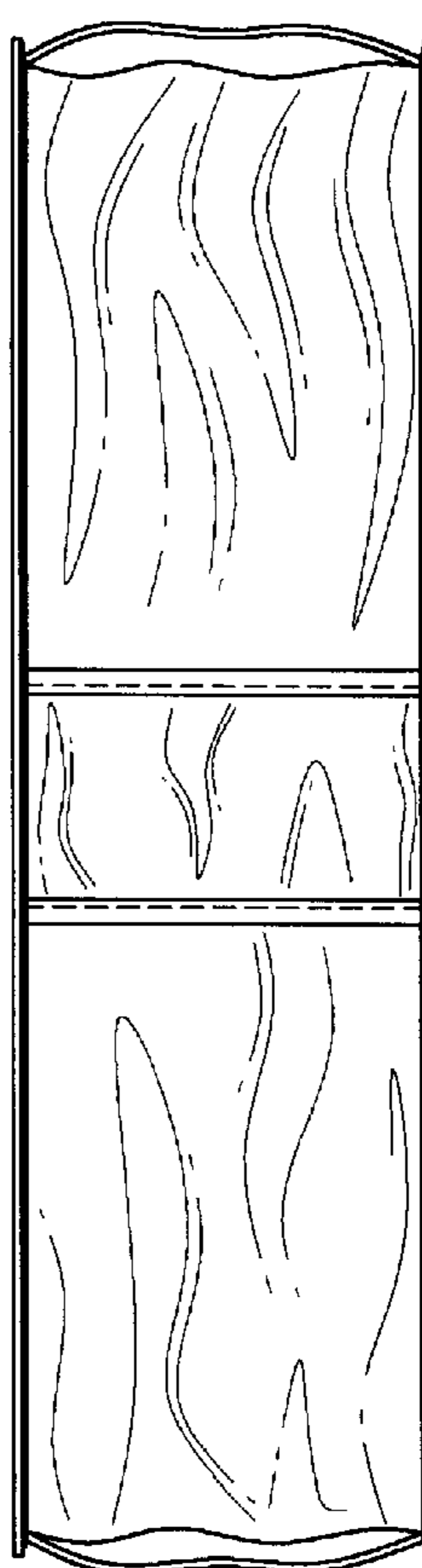


FIG. 3

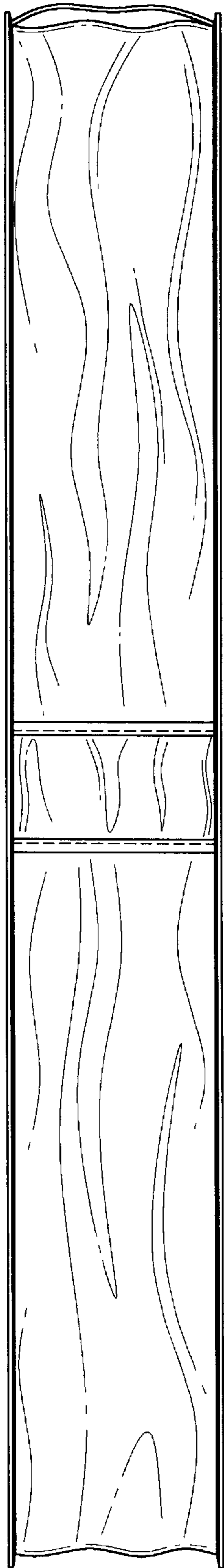


FIG. 4

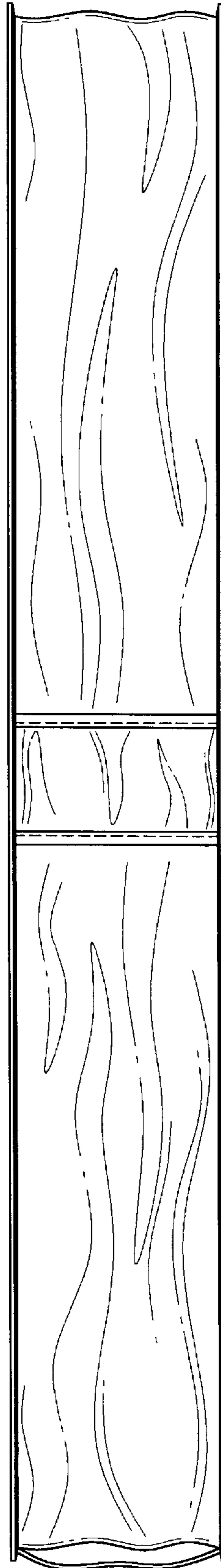


FIG. 5




FIG. 6




FIG. 7

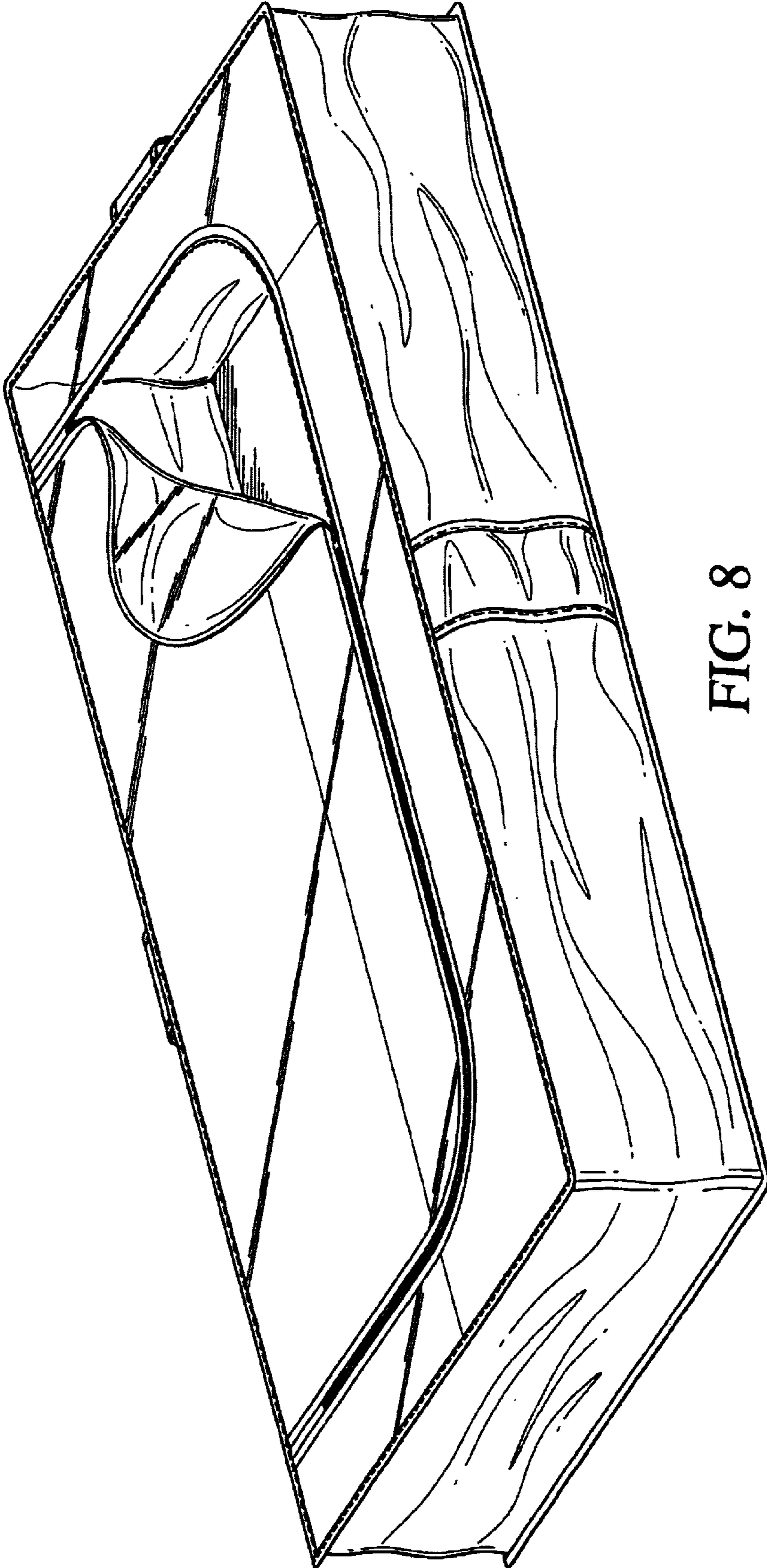


FIG. 8