

US00D525786S

(12) **United States Design Patent**
Orlando

(10) **Patent No.:** **US D525,786 S**

(45) **Date of Patent:** **** Aug. 1, 2006**

(54) **WHIP TOTE**

(76) Inventor: **Joann Orlando**, 14355 Shawnee Trail,
Middleburg Heights, OH (US) 44130

(**) Term: **14 Years**

(21) Appl. No.: **29/233,423**

(22) Filed: **Jul. 5, 2005**

(51) **LOC (8) Cl.** **03-01**

(52) **U.S. Cl.** **D3/254; D3/269; D3/300**

(58) **Field of Classification Search** D3/254,
D3/260, 269, 273, 300; 206/315.1, 315.11;
D30/156

See application file for complete search history.

(56) **References Cited**

U.S. PATENT DOCUMENTS

3,263,806	A	*	8/1966	Ring	206/427
D263,622	S	*	3/1982	Hasson	D3/203.2
D271,162	S	*	11/1983	Evans	D3/254
D283,758	S	*	5/1986	Stewart et al.	D7/703
4,726,469	A	*	2/1988	Farber	206/493
D302,775	S	*	8/1989	Sinoff et al.	D7/608
D334,689	S	*	4/1993	Mason	D7/608
D349,602	S	*	8/1994	Denault	D3/300
5,425,194	A	*	6/1995	Miller	43/26

D426,378	S	*	6/2000	Cohen	D3/215
D470,308	S	*	2/2003	McGeehan	D3/228
D476,151	S	*	6/2003	Peterson	D3/254
D478,726	S	*	8/2003	Masso et al.	D3/300

* cited by examiner

Primary Examiner—Philip S. Hyder

(74) *Attorney, Agent, or Firm*—Joseph H. Taddeo

(57) **CLAIM**

The ornamental design for a whip tote, as shown and described.

DESCRIPTION

FIG. 1 is an isometric view of my new design for a transparent whip tote;

FIG. 2 is a front view thereof;

FIG. 3 is a back view thereof;


FIG. 4 is a right-side view thereof with a whip therein; The left-side is a mirror image;

FIG. 5 is a top view thereof; and,

FIG. 6 is a bottom view thereof.

The broken line showing of the whip in FIG. 4 is for illustrative purposes only and forms no part of the claimed design.

1 Claim, 2 Drawing Sheets






FIG-1




FIG-2

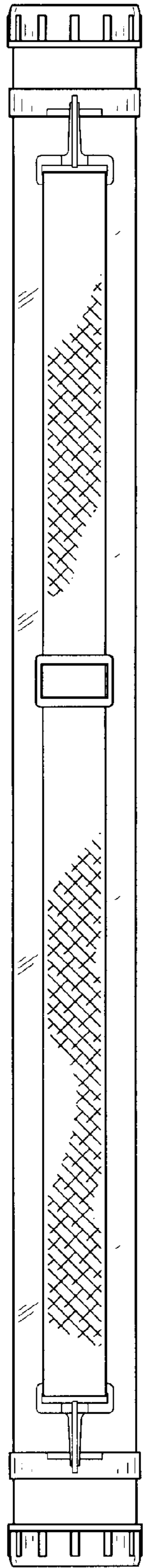


FIG-3

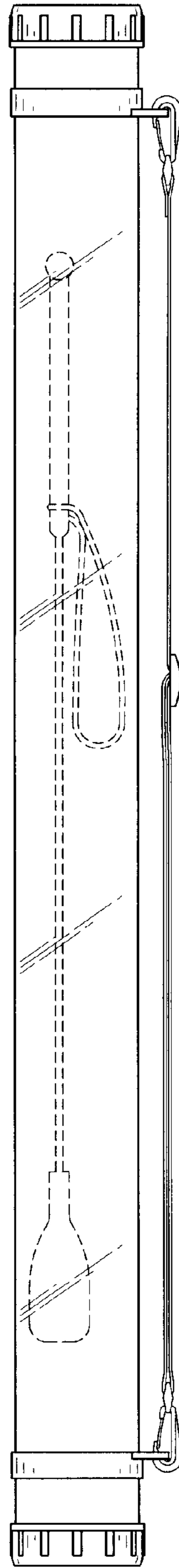


FIG-4

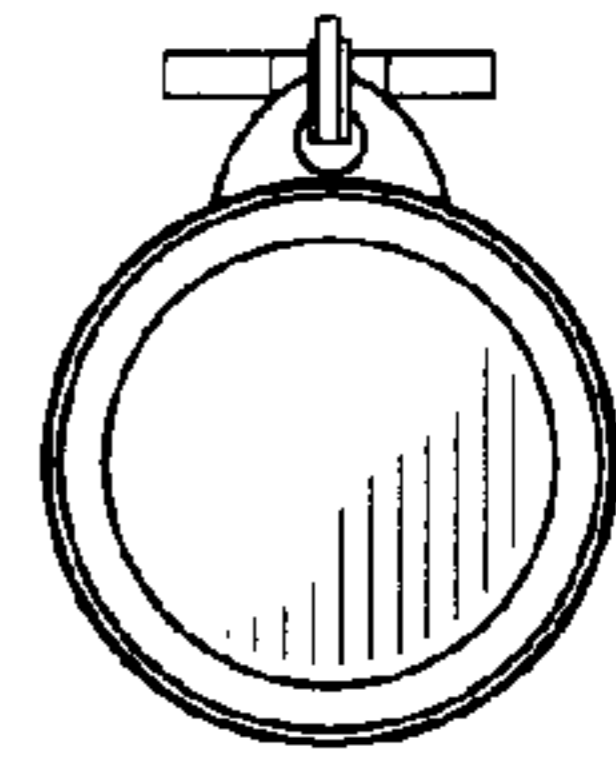


FIG-5



FIG-6