



US00D525784S

(12) **United States Design Patent**  
**Handley**

(10) **Patent No.:** **US D525,784 S**  
(45) **Date of Patent:** **\*\* Aug. 1, 2006**

(54) **HANDBAG**  
(75) Inventor: **Susan V. Handley**, Princeville, HI (US)  
(73) Assignee: **Beijo Properties, Inc.**, Santa Monica, CA (US)  
(\*\*) Term: **14 Years**  
(21) Appl. No.: **29/242,034**  
(22) Filed: **Nov. 4, 2005**

(51) **LOC (8) Cl.** ..... **03-01**  
(52) **U.S. Cl.** ..... **D3/243**  
(58) **Field of Classification Search** ..... D3/201,  
D3/205, 206, 230, 232, 233, 234, 237, 238,  
D3/239, 240, 241, 243, 245, 246, 247, 248,  
D3/249, 254, 262, 276, 283, 287, 289, 296,  
D3/303, 318, 326, 327, 900, 901, 902, 903,  
D3/904; 150/100, 101, 104, 105, 107, 108,  
150/110, 114, 118, 119, 120, 121, 122, 123,  
150/124; 190/1, 24, 903; 383/907; 224/578,  
224/579; 24/265 H

See application file for complete search history.

(56) **References Cited**

**U.S. PATENT DOCUMENTS**

D127,934 S \* 6/1941 Lewis ..... D3/245  
D141,474 S 6/1945 Rath  
D152,120 S 12/1948 Murphy  
D163,726 S 6/1951 Wiggin  
D174,859 S 5/1955 Kaplan  
D216,930 S 3/1970 Wolf

3,613,759 A \* 10/1971 Collings et al. .... 150/110  
D275,153 S \* 8/1984 Weinreb ..... D3/327  
D276,572 S \* 12/1984 Bethea ..... D3/230  
D296,616 S \* 7/1988 Pangburn ..... D3/230  
D332,006 S 12/1992 Ross  
D351,281 S \* 10/1994 Petryk ..... D3/230  
D483,563 S 12/2003 Dwight et al.  
D500,593 S 1/2005 Stulman  
D507,873 S 8/2005 Hanley  
D509,060 S 9/2005 Hanley

\* cited by examiner

*Primary Examiner*—Louis S. Zarfaz  
*Assistant Examiner*—Monica A. Weingart

(57) **CLAIM**

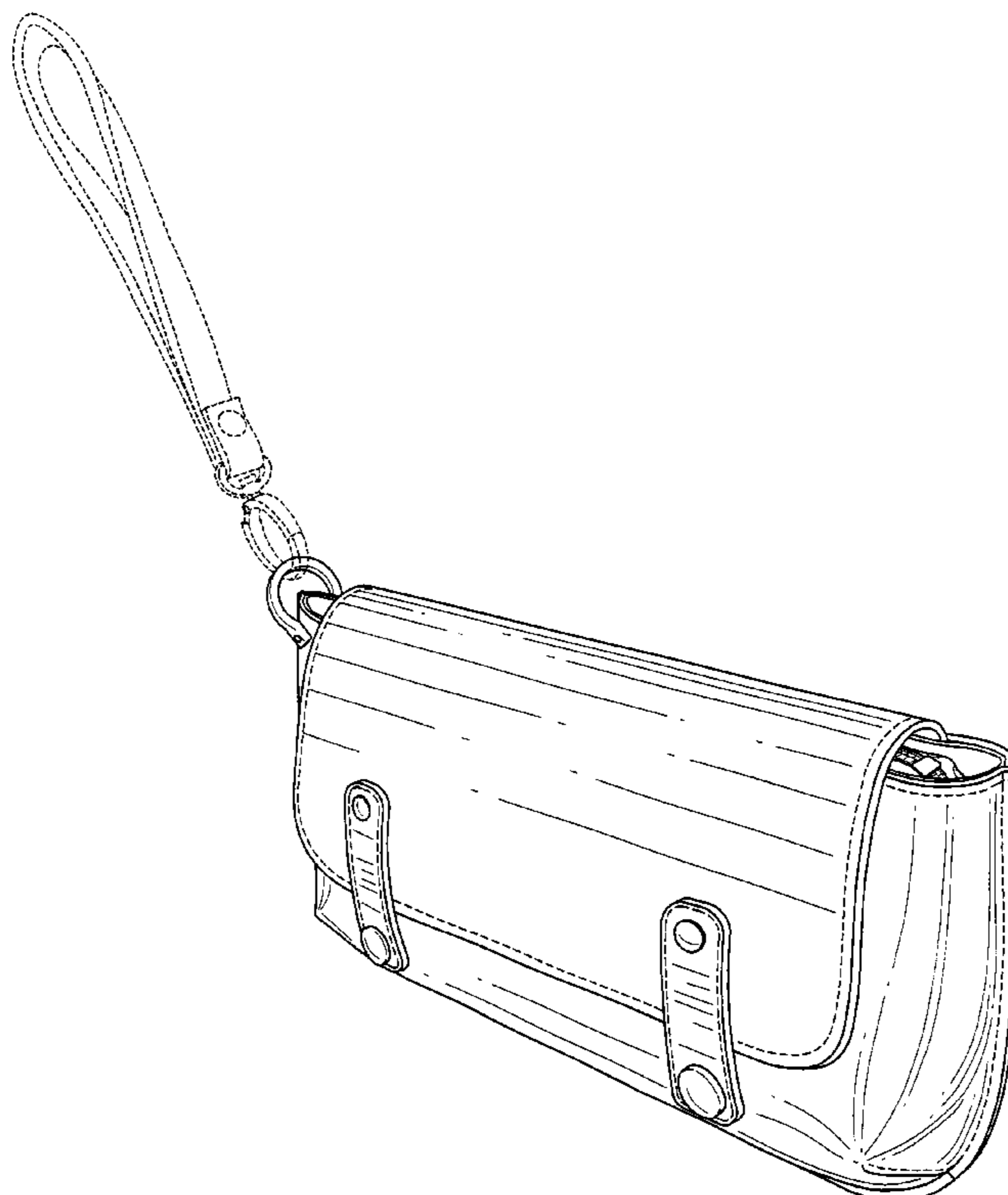
The ornamental design for a handbag, as shown and described.

**DESCRIPTION**

FIG. 1 is front perspective view of a handbag showing my new design;  
FIG. 2 is a front elevational view thereof;  
FIG. 3 is a top plan view thereof;  
FIG. 4 is a bottom plan view thereof;  
FIG. 5 is a left side elevational view thereof;  
FIG. 6 is a right side elevational view thereof; and,  
FIG. 7 is a rear elevational view thereof.

The broken line showing, of a strap in FIG. 1, is for illustrative purposes only and forms no part of the claimed design.

**1 Claim, 2 Drawing Sheets**



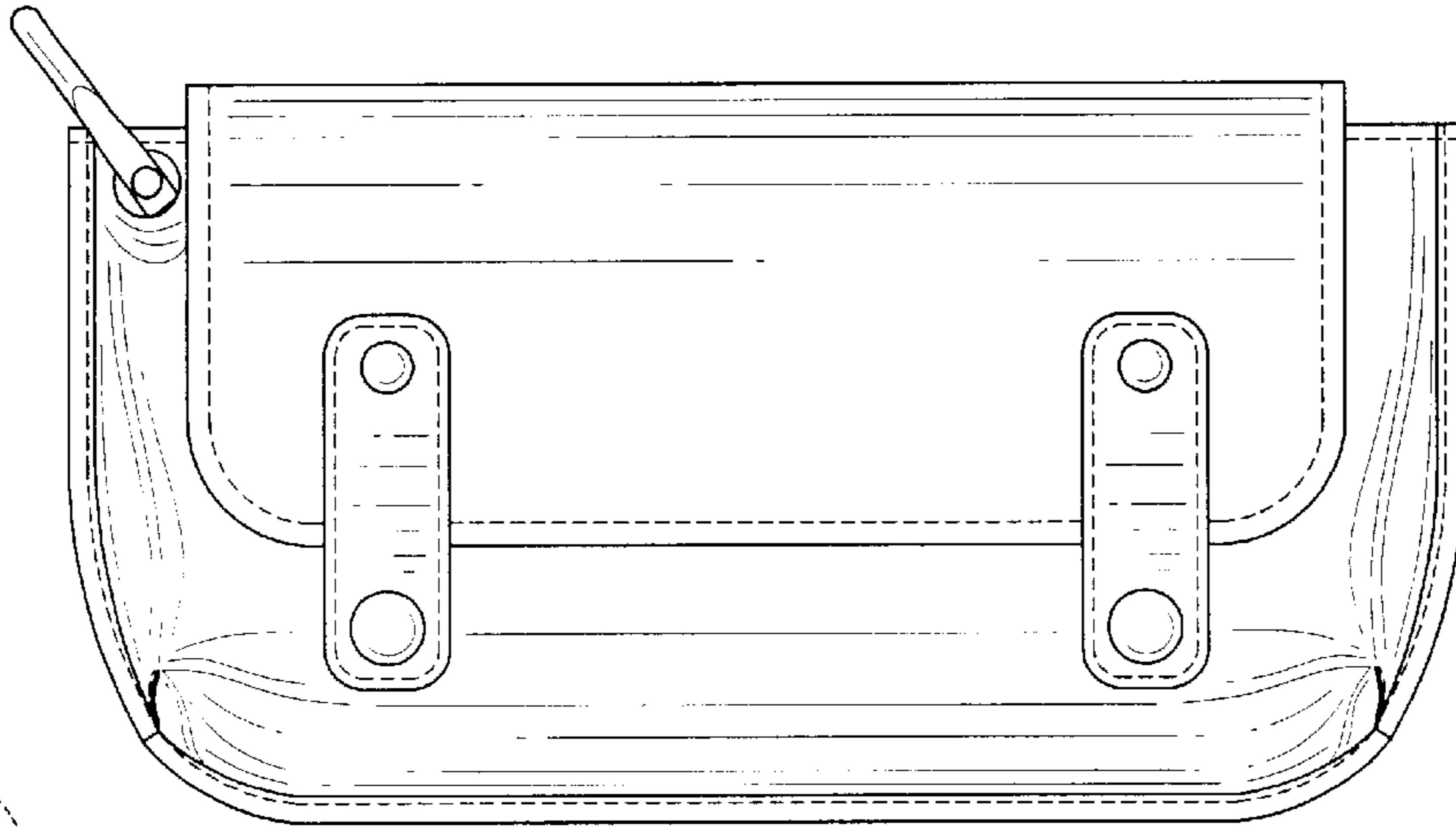


FIG. 2

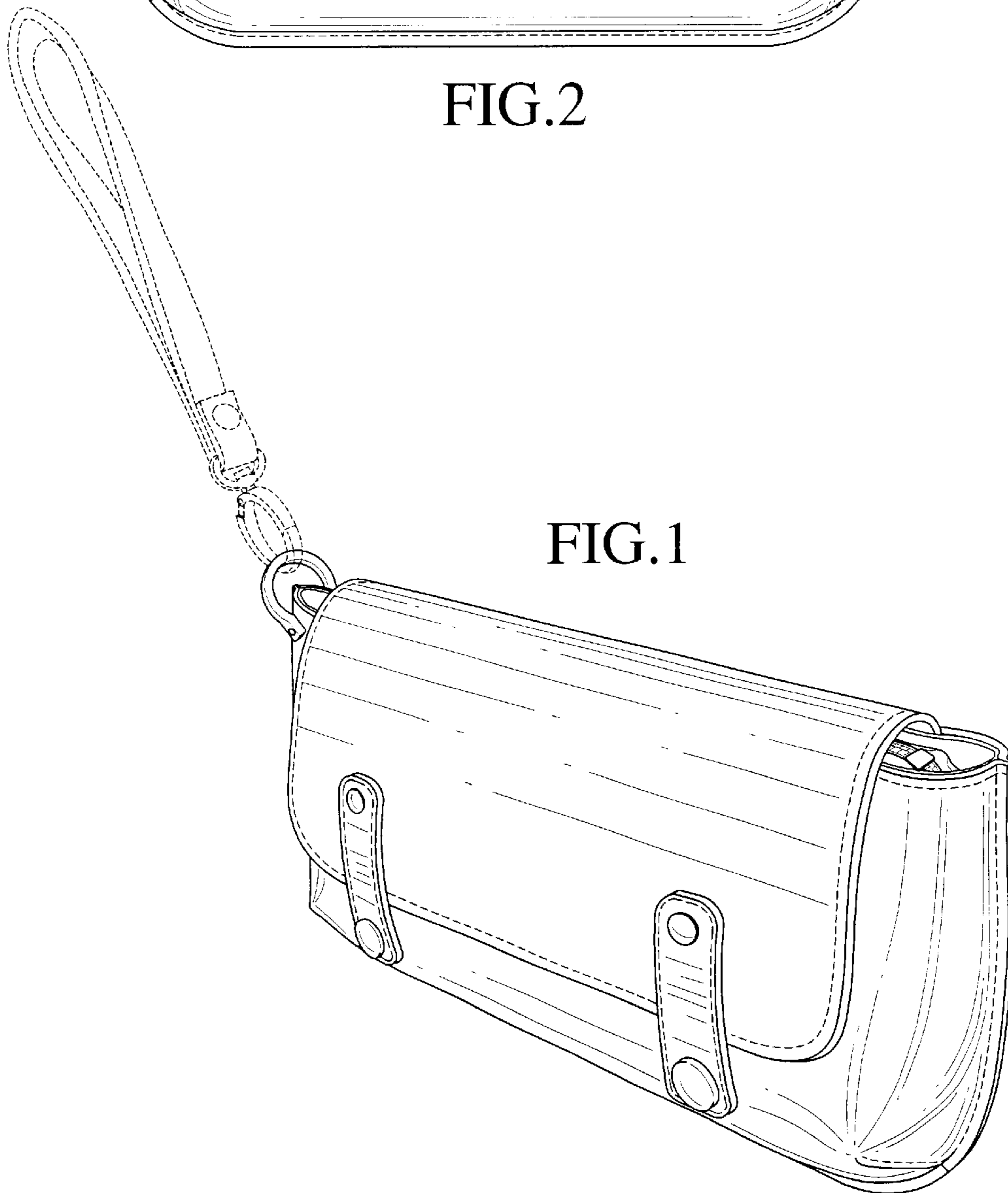


FIG. 1




FIG. 3




FIG. 4

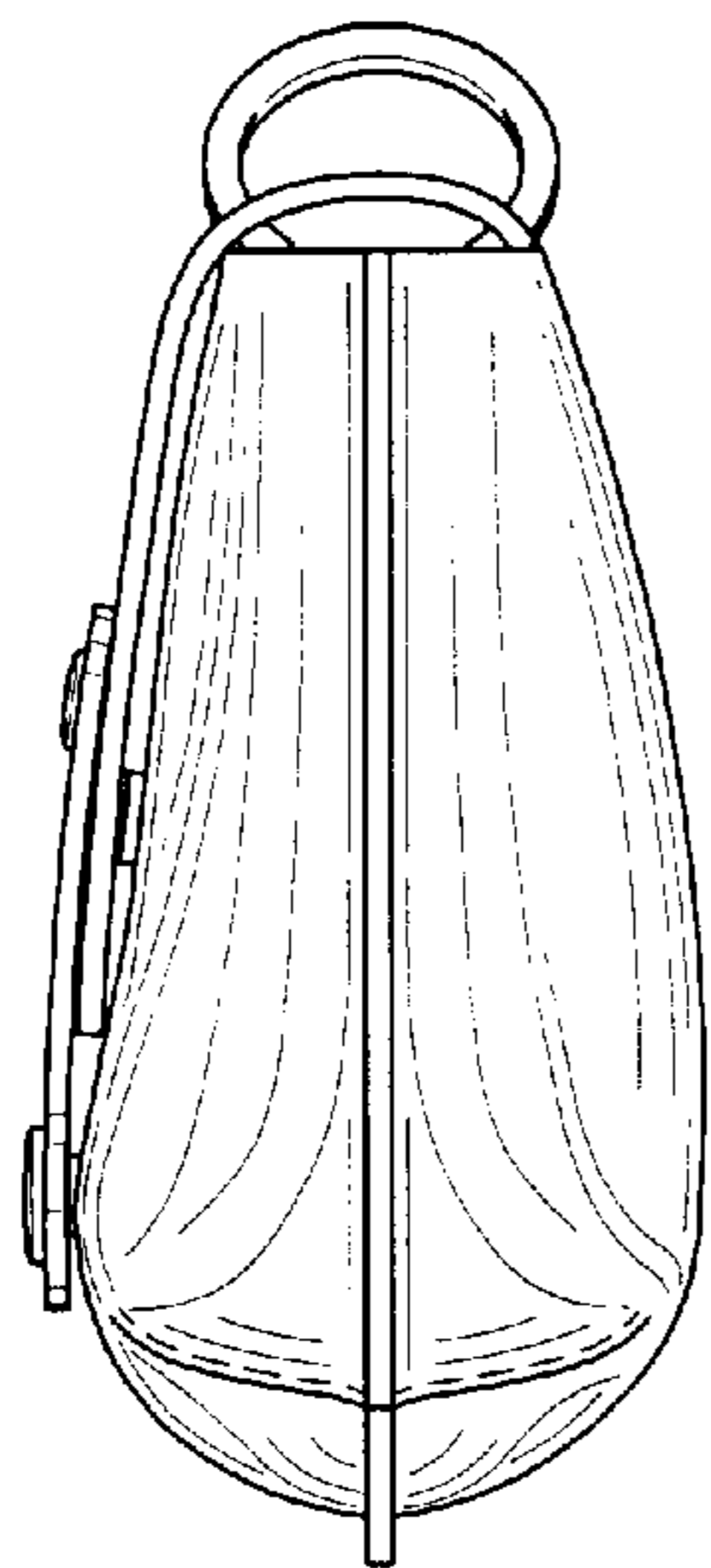


FIG. 5

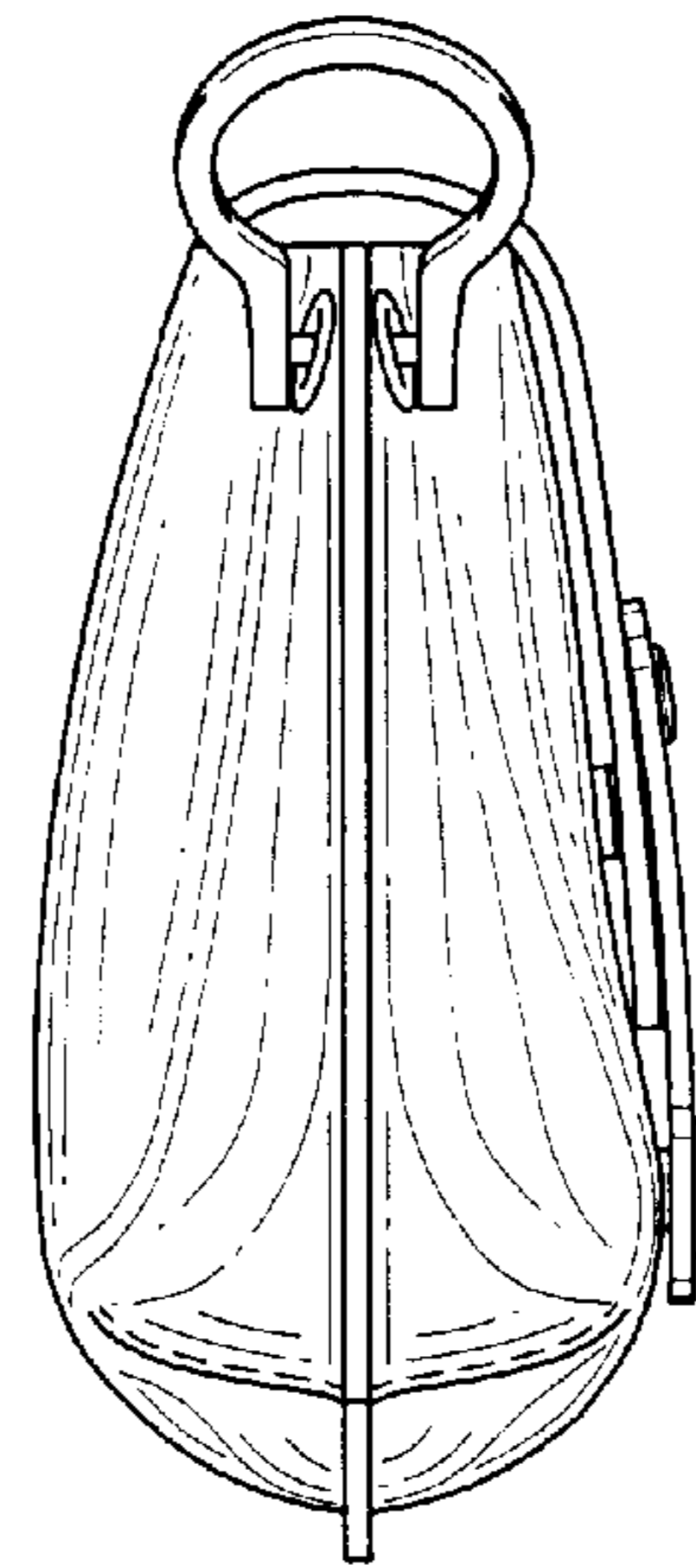


FIG. 6

FIG. 7

