



US00D525777S

(12) **United States Design Patent** (10) **Patent No.:** **US D525,777 S**
Priebe et al. (45) **Date of Patent:** **** Aug. 1, 2006**

(54) **DAILY PILL REMINDER**

(75) Inventors: **Robert N. Priebe**, Bloomington, MN (US); **Terrance O. Noble**, Burnsville, MN (US)

(73) Assignee: **Apothecary Products, Inc.**, Burnsville, MN (US)

(**) Term: **14 Years**

(21) Appl. No.: **29/224,040**

(22) Filed: **Feb. 24, 2005**

(51) **LOC (8) Cl.** **03-01**

(52) **U.S. Cl.** **D3/203.3**

(58) **Field of Classification Search** D3/203.3,
D3/201, 203.1, 203.2; 206/532-539; 220/524
See application file for complete search history.

(56) **References Cited**

U.S. PATENT DOCUMENTS

D349,850 S	*	8/1994	Leman	D3/203.3
D357,178 S	*	4/1995	Shaw	D3/203.3
D402,552 S	*	12/1998	Reymond	D3/203.3
D415,958 S	*	11/1999	Noble	D3/203.3
D418,288 S	*	1/2000	Priebe	D3/203.3
D430,392 S	*	9/2000	Noble	D3/203.3
2004/0159576 A1	*	8/2004	Holmberg	206/538

OTHER PUBLICATIONS

Exhibits A1-A3, Pill Dispenser.
Exhibit B, Apex Medical Corporation MediChest™ Pill Dispenser.

Exhibit C, Pill Dispenser.
Exhibit D1-D2, Apothecary Products, Inc. One Day at a Time™ Weekly Medication Organizer Tray.
Exhibit E1-E2, Pill Dispenser.
Exhibit F, Removal Compartment Medicine Chest Pill Dispenser.

* cited by examiner

Primary Examiner—Catherine R. Oliver
(74) *Attorney, Agent, or Firm*—Merchant & Gould P.C.

(57) **CLAIM**

The ornamental design for daily pill reminder, as shown and described.

DESCRIPTION

FIG. 1 is a front view of the daily pill reminder according to the present invention, the container including seven sets of four compartments, a lid being associated with each compartment.

FIG. 2 is a top view thereof;

FIG. 3 is a bottom view thereof;

FIG. 4 is a left side view thereof;

FIG. 5 is a right side view thereof;

FIG. 6 is a back view thereof;

FIG. 7 is a front view thereof with a lid of the container in an open position to provide viewing into the compartment associated with the lid; and,

FIG. 8 is a right side view of the container shown in FIG. 7. The broken line showing of environment in the drawings if for illustrative purposes only and forms no part of the claimed design.

1 Claim, 5 Drawing Sheets

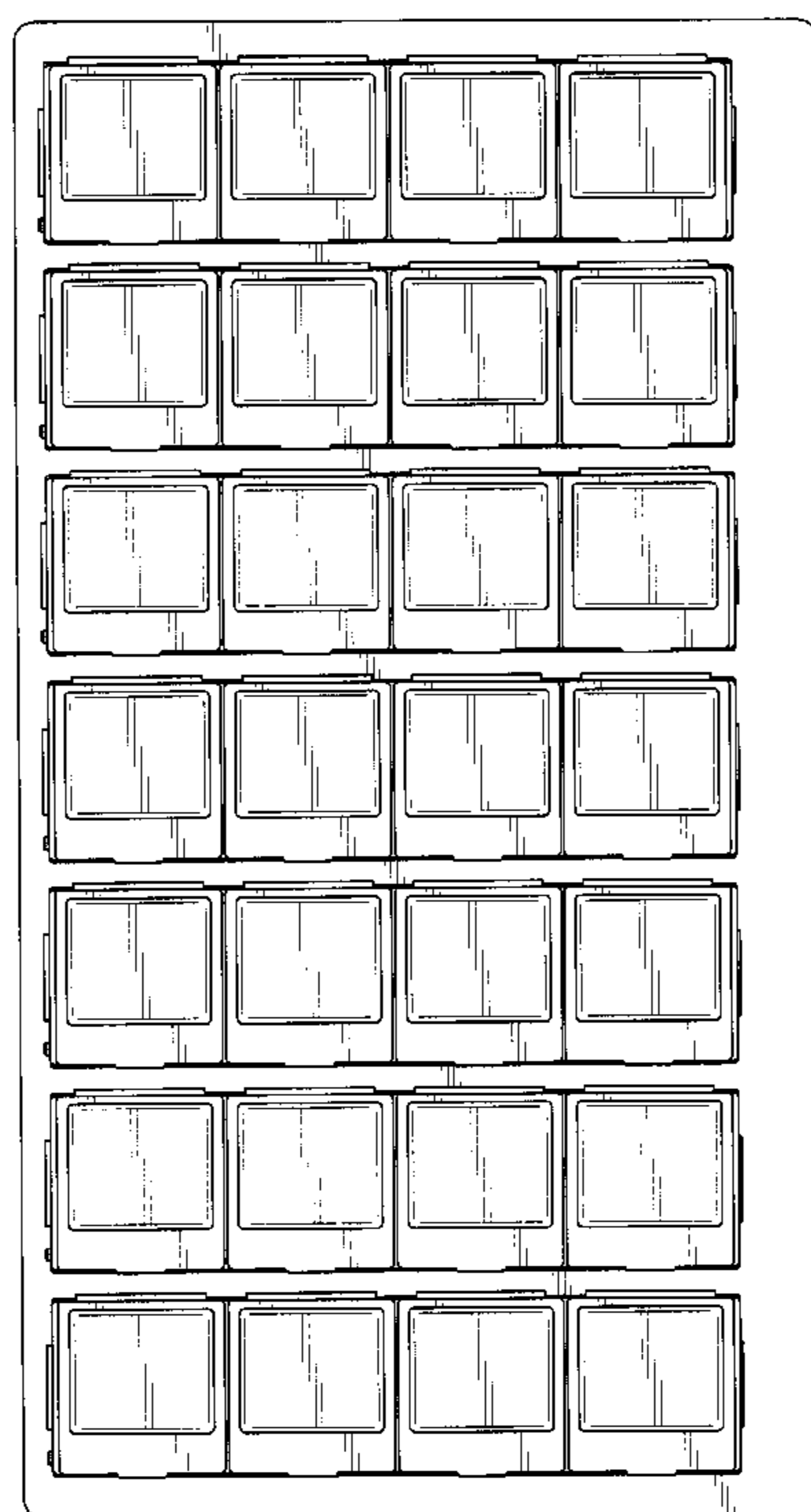


FIG. 1




FIG.2

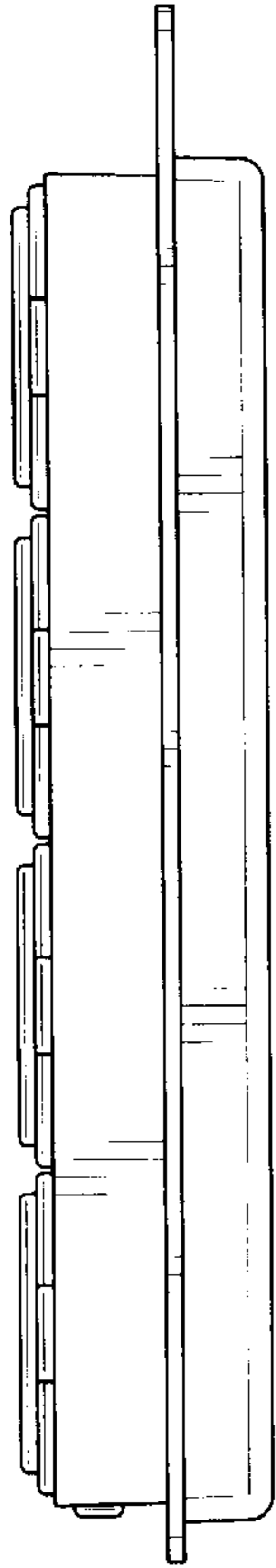


FIG.3

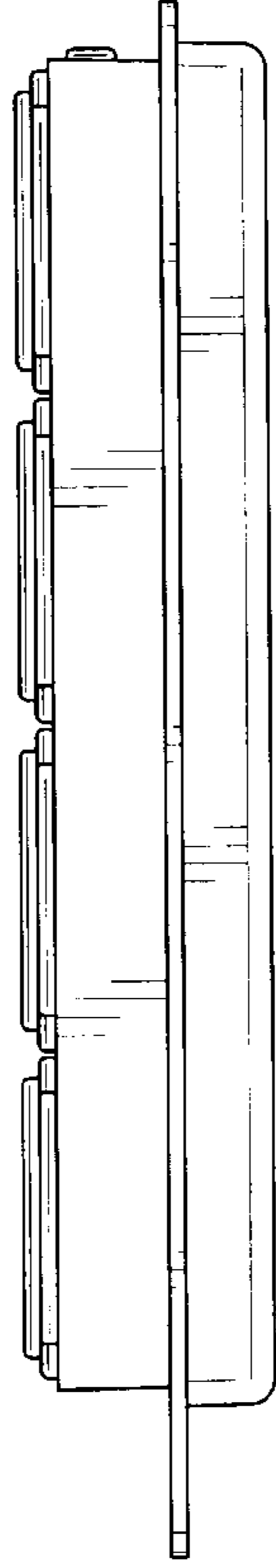


FIG.4

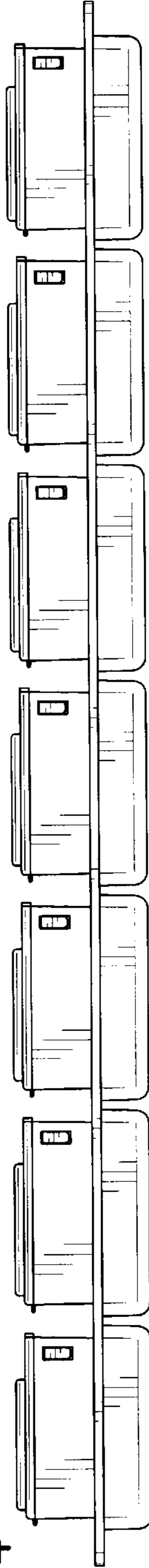


FIG.5

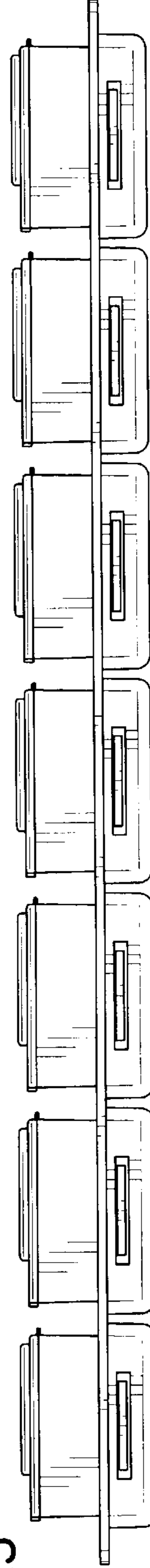


FIG.6

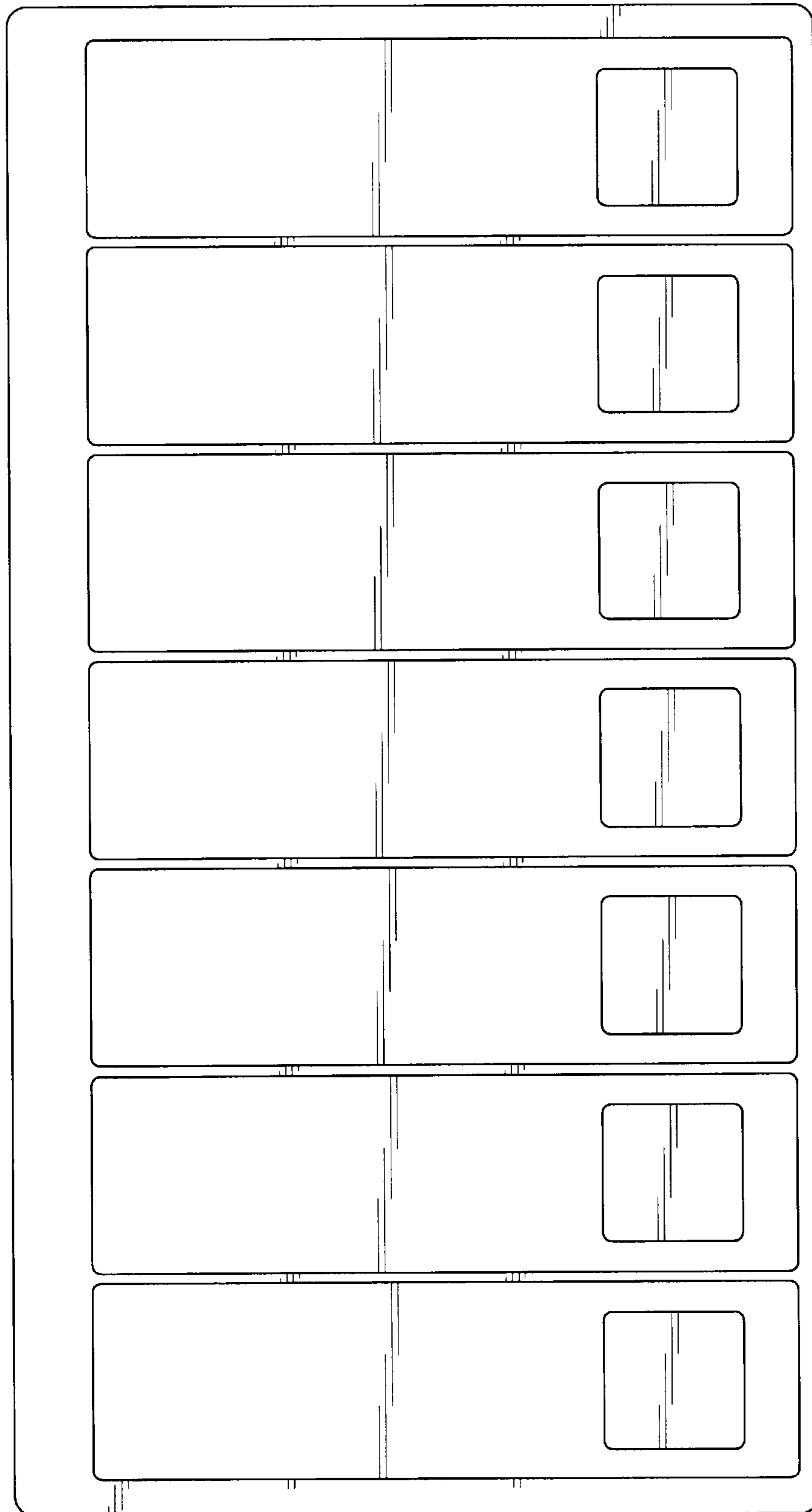



FIG.7



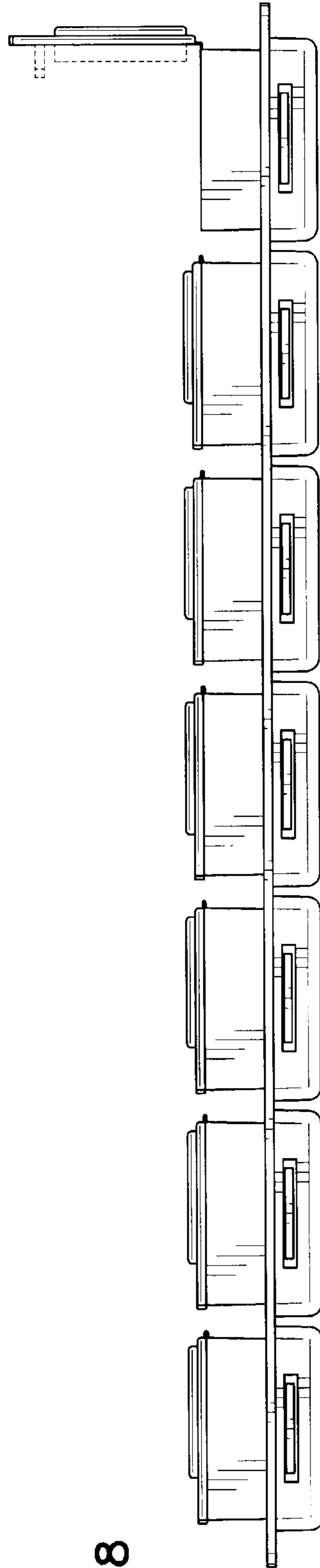


FIG.8