



US00D525774S

(12) **United States Design Patent**  
**Chang**

(10) **Patent No.:** **US D525,774 S**

(45) **Date of Patent:** **\*\* Aug. 1, 2006**

(54) **PORTION OF A SHOE UPPER**

(75) Inventor: **Leo S. Chang**, Portland, OR (US)

(73) Assignee: **Nike, Inc.**, Beaverton, OR (US)

(\*\*) Term: **14 Years**

(21) Appl. No.: **29/253,140**

(22) Filed: **Feb. 2, 2006**

(51) **LOC (8) Cl.** ..... **02-99**

(52) **U.S. Cl.** ..... **D2/972**

(58) **Field of Classification Search** ..... D2/902,  
D2/907, 908, 943, 944, 969, 972-974; 36/45,  
36/50.1, 77 M, 77 R, 83, 88, 113, 114, 126-131  
See application file for complete search history.

(56) **References Cited**

U.S. PATENT DOCUMENTS

D296,491 S	7/1988	Diaz	
D318,944 S	8/1991	Lucas	
D320,689 S	10/1991	Smith	
D327,567 S	7/1992	Nakao	
D347,317 S	5/1994	Avar	
D357,112 S	4/1995	Kittle et al.	
D361,886 S	9/1995	Johnson	
D377,414 S	1/1997	Hatfield	
D385,411 S	10/1997	Cooper et al.	
D386,599 S	11/1997	LaRowe	
D398,756 S	9/1998	Tong	
D398,763 S	9/1998	Selbiger	
D427,761 S	7/2000	Lupo	
D466,683 S	12/2002	Chen	
D500,200 S	* 12/2004	Cooper	D2/972
D500,408 S	* 1/2005	Rask	D2/972
D510,474 S	* 10/2005	Henderson	D2/972
D517,297 S	* 3/2006	Jones et al.	D2/969

OTHER PUBLICATIONS

Nike Footwear Catalog Fall 2004, p. M4, published Nov. 2003.

Nike Footwear Catalog Fall 2003, p. M8, published Nov. 2002.

Nike Footwear Catalog Spring 2000 #1, p. W9, published Jul. 1999.

Nike Footwear Catalog Fall 2000 #2, pp. W2, W12, published Nov. 1999.

Nike Footwear Catalog Fall 1999, p. W10, published Nov. 1998.

Nike Footwear Catalog Holiday 1999, p. M81, published Mar. 1999.

Nike Footwear Catalog Late Spring 1997, pp. 46, 61, 62, published Sep. 1996.

Nike Footwear Catalog Late Spring 1996, pp. 13, 38, published Aug. 1995.

Nike Footwear Catalog Spring 1994, pp. 32, 84, 114, published Jun. 1993.

\* cited by examiner

*Primary Examiner*—Dominic Simone

(74) *Attorney, Agent, or Firm*—Banner & Witcoff, Ltd.

(57) **CLAIM**

The ornamental design for a portion of a shoe upper, as shown and described.

**DESCRIPTION**

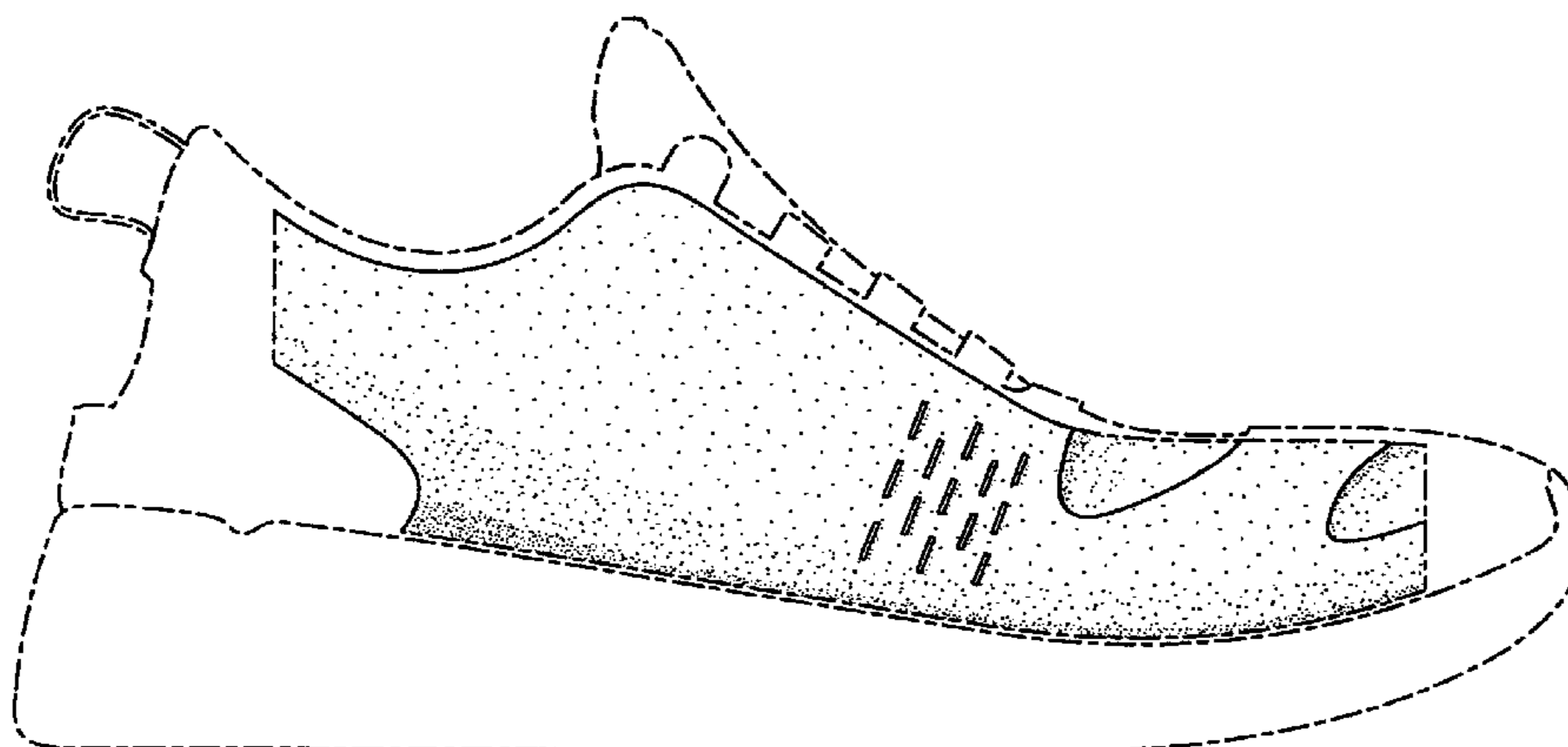
FIG. 1 is a front perspective view of a portion of a shoe upper showing my new design;

FIG. 2 is a rear perspective view thereof; and,

FIG. 3 is a side view thereof.

The uneven broken lines immediately adjacent to the shaded area represent unclaimed boundaries of the design. The broken line showing of the remainder of the shoe is for illustrative purposes only and forms no part of the claimed design.

**1 Claim, 3 Drawing Sheets**



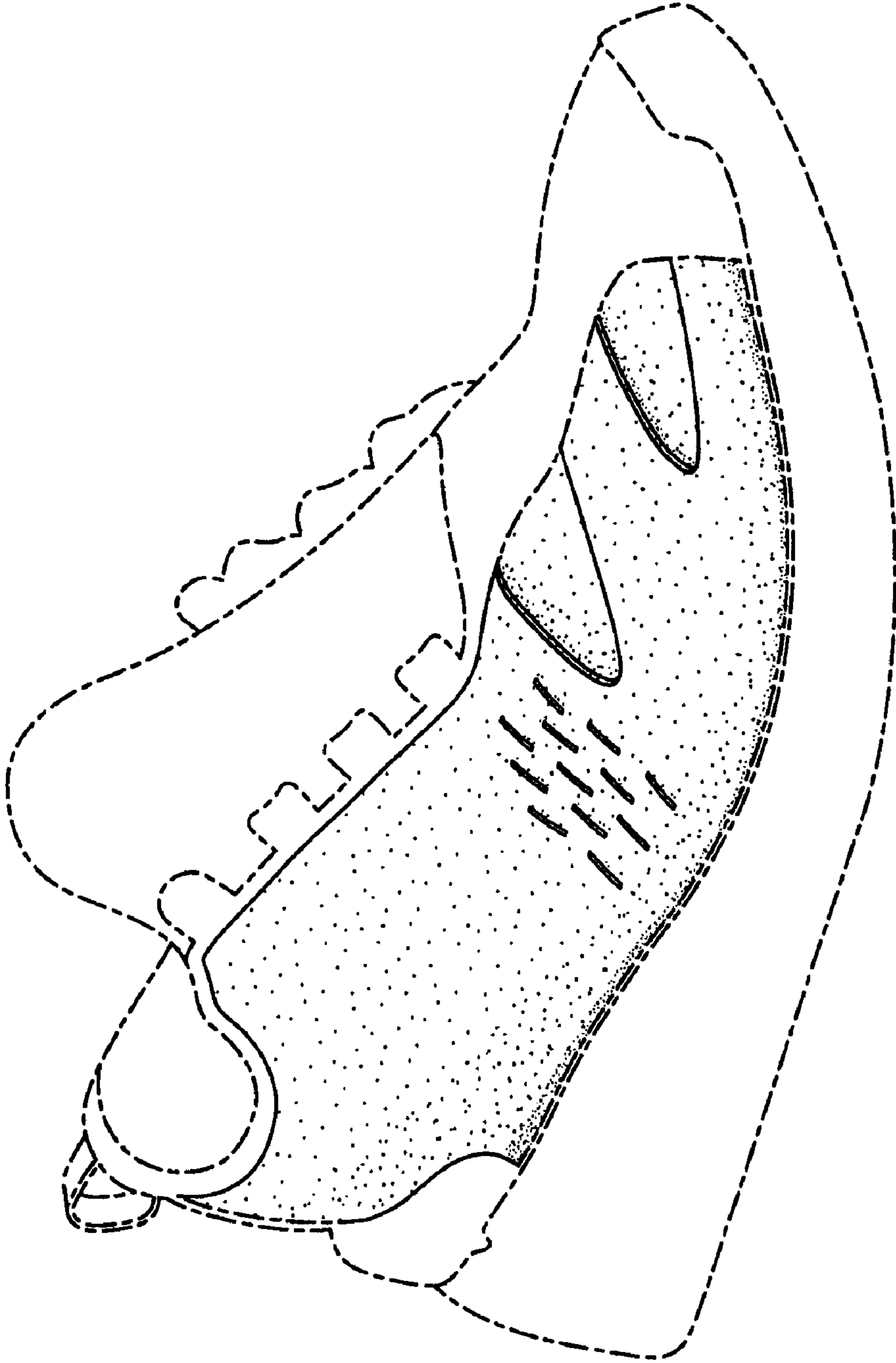


FIG. 1

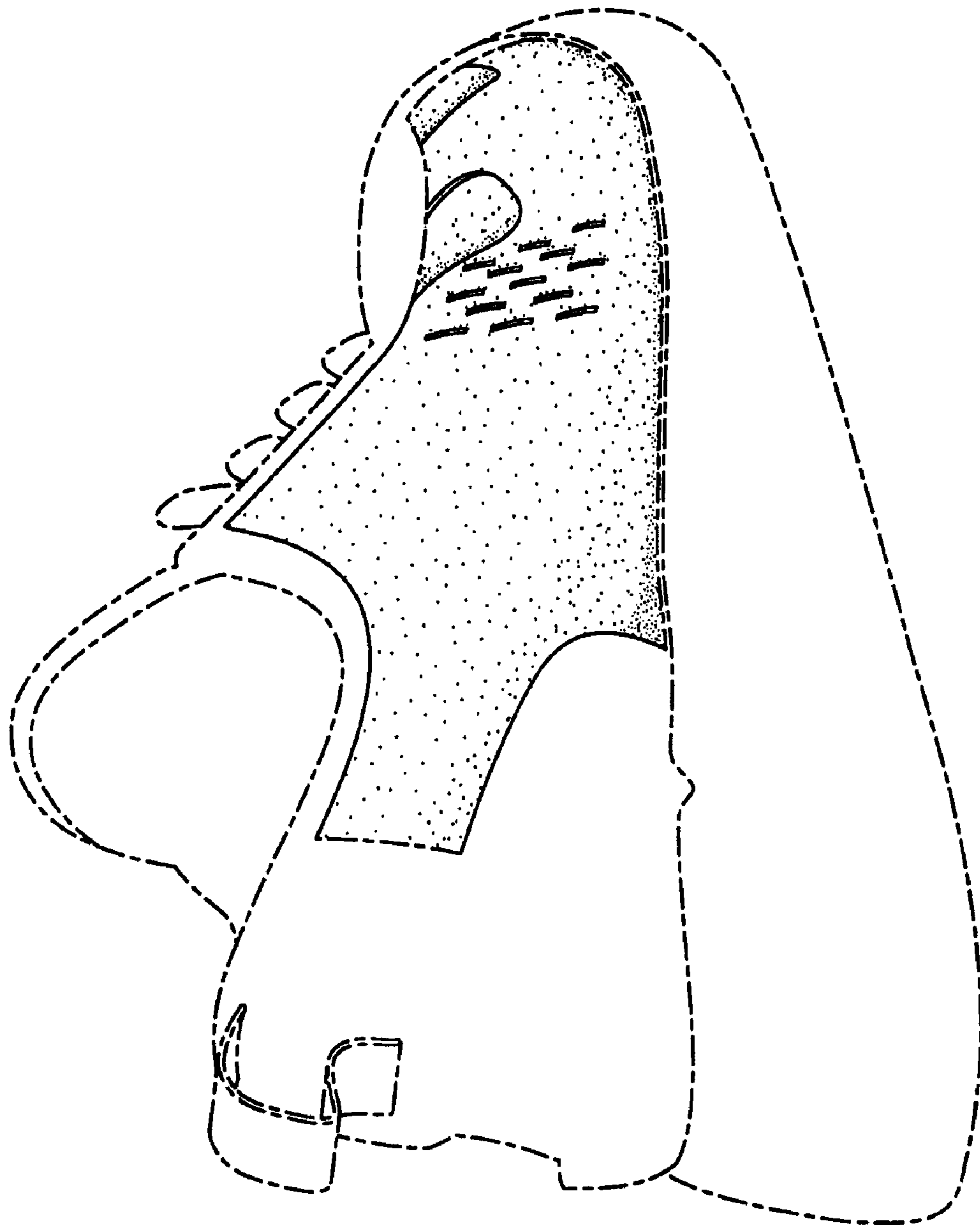


FIG. 2

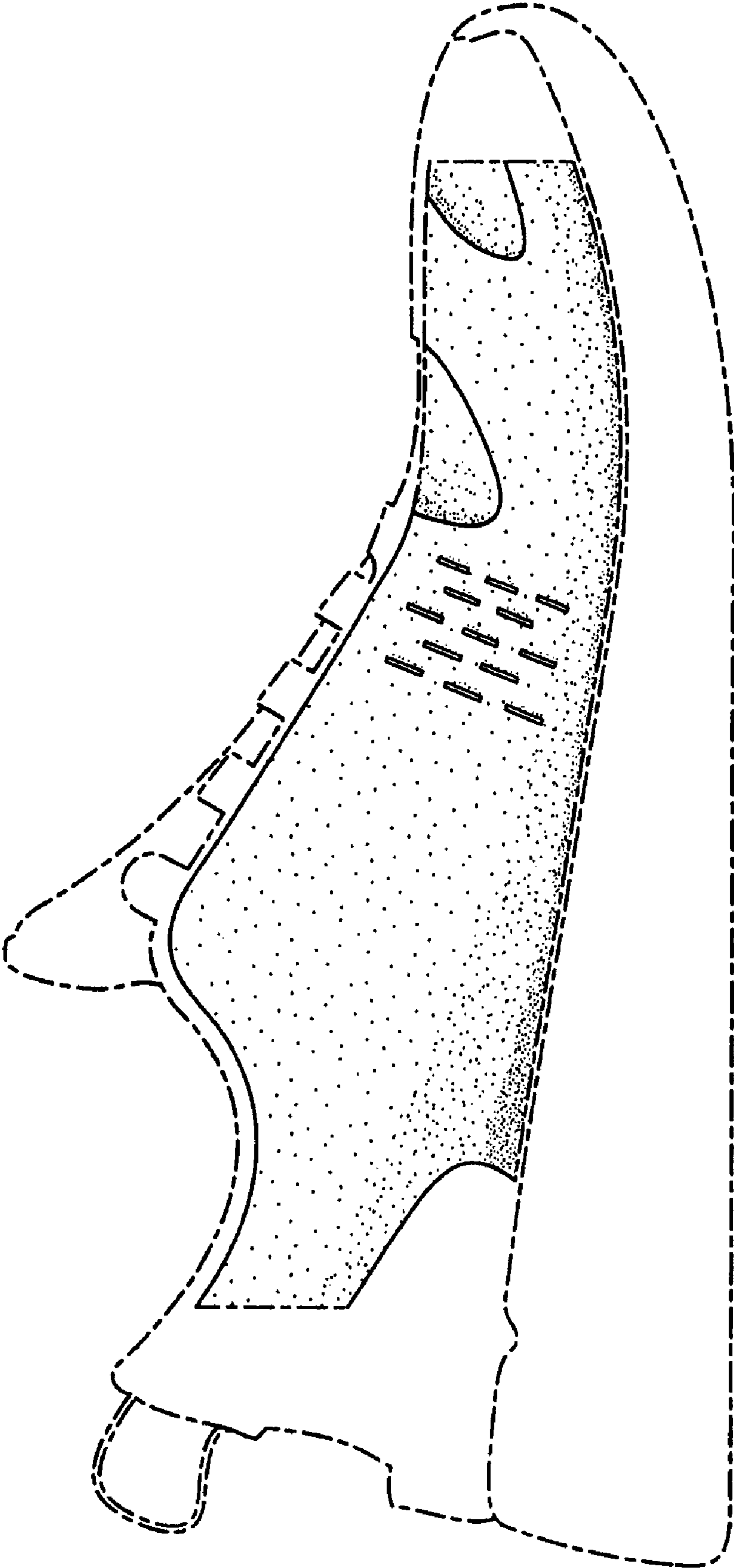


FIG. 3