



US00D525769S

(12) **United States Design Patent** (10) **Patent No.:** **US D525,769 S**
Drazic (45) **Date of Patent:** **** Aug. 1, 2006**

(54) **FOOTWEAR OUTSOLE**
 (75) Inventor: **Mathew Drazic**, Santa Barbara, CA (US)
 (73) Assignee: **Global Brand Marketing, Inc.**, Santa Barbara, CA (US)
 (**) Term: **14 Years**
 (21) Appl. No.: **29/239,723**
 (22) Filed: **Oct. 3, 2005**
 (51) **LOC (8) Cl.** **02-04**
 (52) **U.S. Cl.** **D2/951; D2/951; D2/960**
 (58) **Field of Classification Search** D2/902, D2/946-949, 951-960; 36/3 B, 22 R, 24.5, 36/25 R, 28, 32 R, 34 R, 67 A, 59 C
 See application file for complete search history.

(56) **References Cited**
 U.S. PATENT DOCUMENTS

D10,962 S	*	12/1878	Webb	D5/47
D18,610 S	*	9/1888	Upton	D12/315
D29,723 S	*	11/1898	Lowe	D5/47
D64,898 S	*	6/1924	Gunlock	D2/951
D73,396 S		9/1927	Bates		
D73,397 S		9/1927	Bates		
D83,790 S		3/1931	Brown		
D92,961 S	*	8/1934	Hayward, Jr.	D5/47
D103,054 S		2/1937	Lutz		
D117,585 S	*	11/1939	Sperry	D2/953
D118,417 S		1/1940	Pick		
D121,903 S	*	8/1940	Rubin	D5/47
D133,938 S	*	9/1942	Lord	D5/47
D157,902 S		3/1950	Price		
D186,259 S	*	9/1959	Howell	D5/53
D188,407 S	*	7/1960	Siegmann et al.	D5/56
D188,408 S	*	7/1960	Siegmann	D5/56
D196,355 S	*	9/1963	Doherty	D2/953
D217,950 S		7/1970	Einstein, Jr.		
D232,277 S		8/1974	Vargo		
D245,735 S		9/1977	Fukuoka		
D293,386 S		12/1987	Kelley		
D307,608 S	*	5/1990	Shure	D21/413
D308,594 S	*	6/1990	Brinker	D2/946
D309,370 S	*	7/1990	Nagai et al.	D2/953
D339,464 S	*	9/1993	Teague	D2/953

D360,064 S		7/1995	Verin		
D375,615 S	*	11/1996	McDonald	D2/916
D376,896 S		12/1996	O'Rorke		
D378,471 S	*	3/1997	Winson	D2/953
D385,390 S	*	10/1997	Liou	D2/953
D434,207 S	*	11/2000	Issler et al.	D2/952
D434,913 S	*	12/2000	Schmidt et al.	D5/53
D449,919 S	*	11/2001	McClaskie	D2/957
D450,177 S	*	11/2001	Boncutter	D2/917
D459,062 S	*	6/2002	Pollastrelli	D2/953
D462,159 S		9/2002	Covatch		
D470,998 S	*	3/2003	Adreliunas et al.	D2/953
D474,330 S	*	5/2003	McClaskie	D2/952
D475,181 S	*	6/2003	McClaskie	D2/953
D475,510 S		6/2003	Reynolds		
D478,412 S	*	8/2003	Adams	D2/960
D487,184 S	*	3/2004	Issler	D2/953
D494,344 S	*	8/2004	Leong et al.	D2/917
D496,524 S		9/2004	Kuerbis		
D498,041 S	*	11/2004	McClaskie	D2/956
D498,576 S	*	11/2004	McClaskie	D2/960
D506,304 S	*	6/2005	Chiang	D2/917
D506,305 S	*	6/2005	Link	D2/960
D511,881 S	*	11/2005	Cockrell	D2/959

* cited by examiner

Primary Examiner—Celia A. Murphy
 (74) *Attorney, Agent, or Firm*—Jeffer Mangels Butler & Marmaro, LLP


(57) **CLAIM**

The ornamental design for a footwear outsole, as shown and described.

DESCRIPTION

FIG. 1 is a perspective view of a footwear outsole embodying my new design;
 FIG. 2 is a front elevational view thereof;
 FIG. 3 is a rear elevational view thereof;
 FIG. 4 is a right side elevational view thereof;
 FIG. 5 is a left side elevational view thereof;
 FIG. 6 is a top plan view thereof; and,
 FIG. 7 is a bottom plan view thereof.
 The broken lines shown in FIGS. 3 and 6 are provided only to indicate the boundary of the claimed design. The broken lines and the area lying within them form no part of the claimed design.

1 Claim, 5 Drawing Sheets



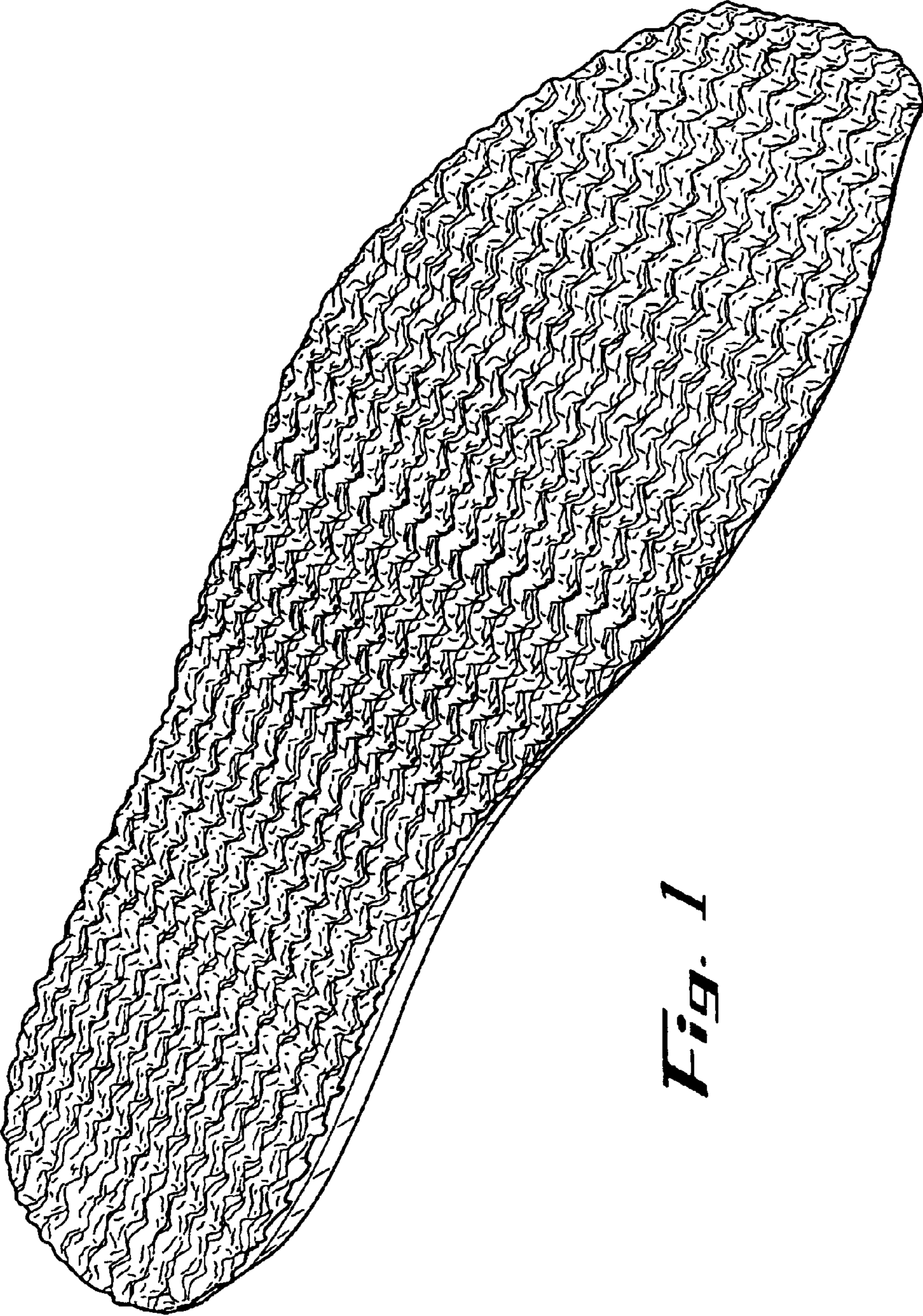


Fig. 1

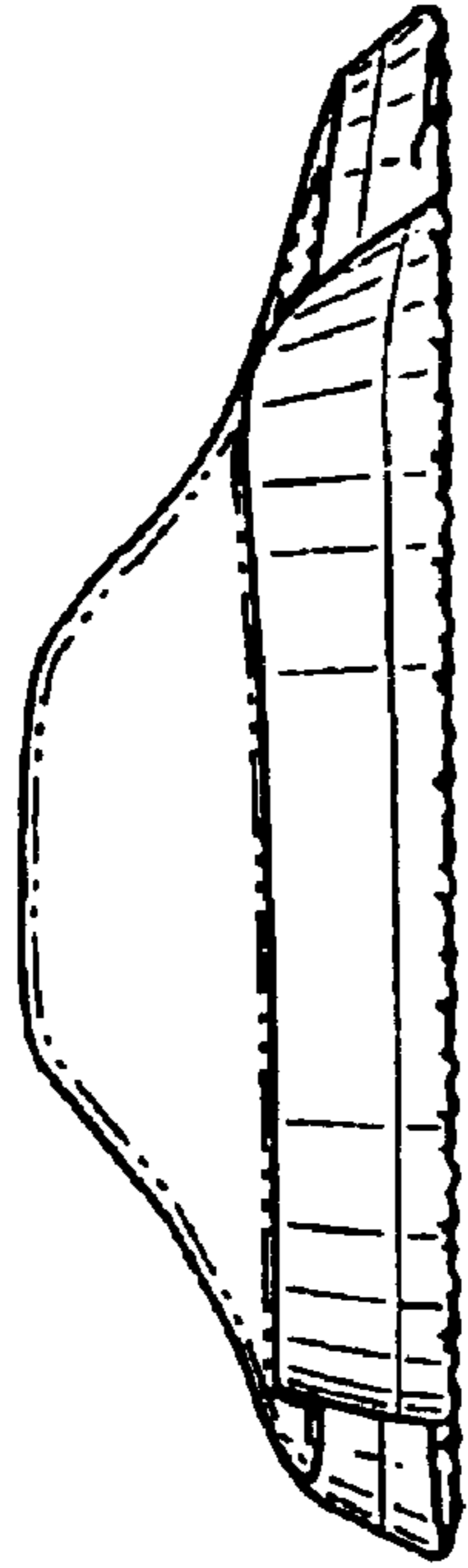


Fig. 3

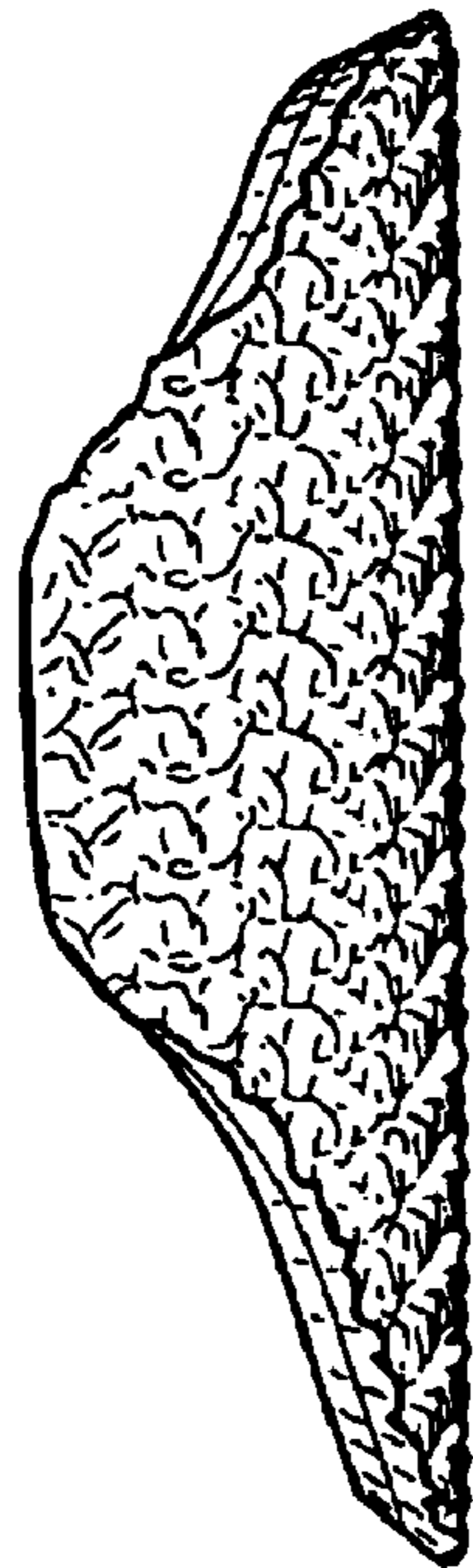


Fig. 2

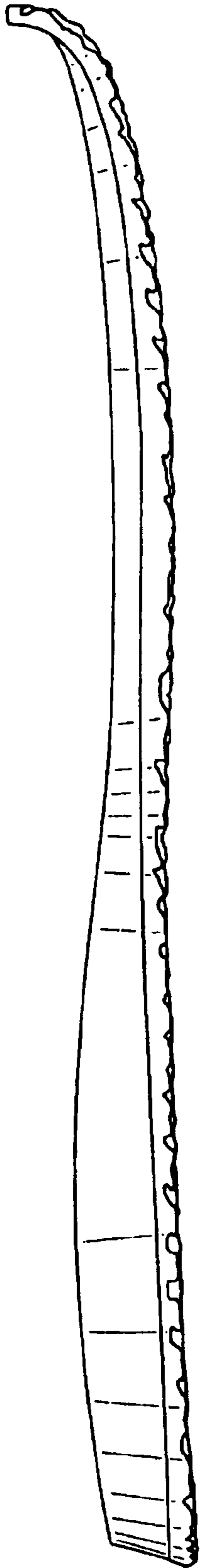


Fig. 4




Fig. 5

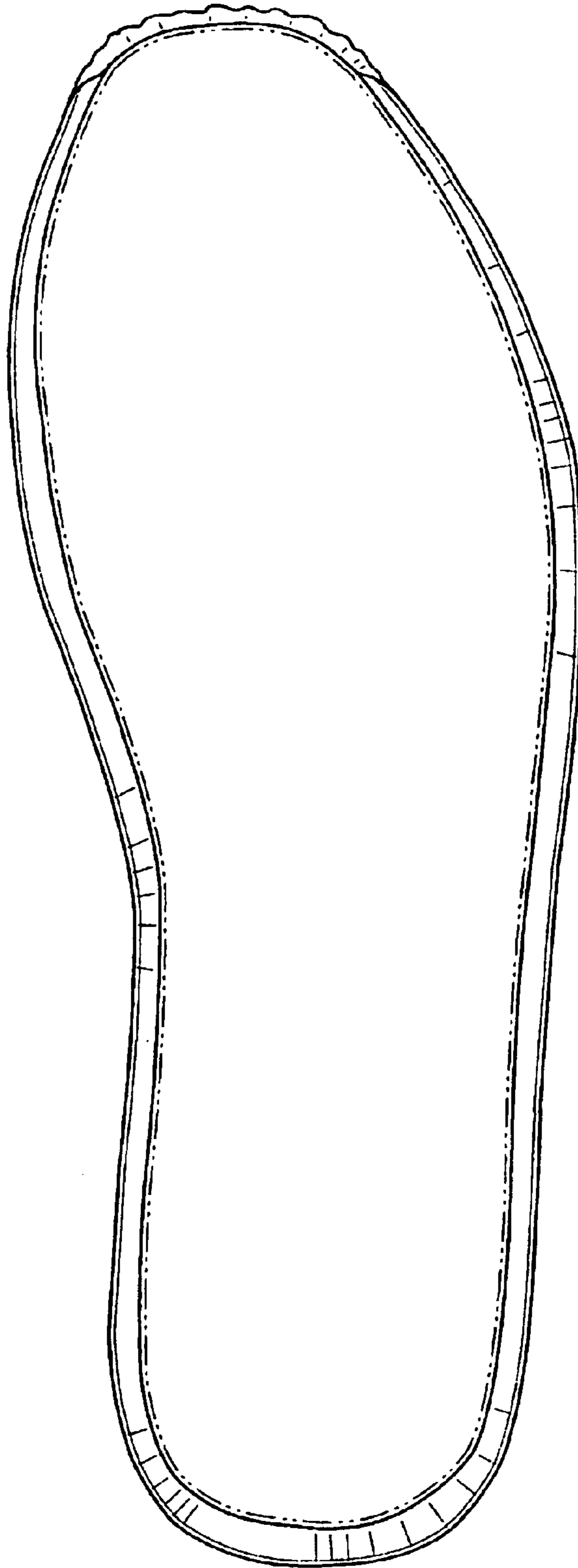


Fig. 6




Fig. 7