

US00D525765S

(12) **United States Design Patent**  
**Arendsdorf**

(10) **Patent No.:** **US D525,765 S**

(45) **Date of Patent:** **\*\* Aug. 1, 2006**

(54) **COMPRESSION SHORTS**  
(75) Inventor: **Stephen C. Arendsdorf**, Hays, KS (US)  
(73) Assignee: **Arveda, LLC**, Hays, KS (US)  
(\*\*) Term: **14 Years**

6,145,132 A \* 11/2000 Towner ..... 2/400  
6,161,222 A 12/2000 Strickland et al.  
6,363,538 B1 \* 4/2002 Davis ..... 2/247  
D456,995 S \* 5/2002 Baker ..... D2/614  
6,401,250 B1 6/2002 McNabb  
6,430,752 B1 8/2002 Bay  
6,918,140 B1 7/2005 Cooper  
2005/0229293 A1 10/2005 Miller

(21) Appl. No.: **29/212,809**  
(22) Filed: **Sep. 8, 2004**

\* cited by examiner

(51) **LOC (8) Cl.** ..... **02-01**  
(52) **U.S. Cl.** ..... **D2/712**  
(58) **Field of Classification Search** ..... D2/76,  
D2/78.1, 78.2, 78.3, 400, 402, 405, 700, 712,  
D2/713, 742  
See application file for complete search history.

*Primary Examiner*—Louis S. Zarfes  
*Assistant Examiner*—Kathleen Sims  
(74) *Attorney, Agent, or Firm*—Chase Law Firm, L.C.

(57) **CLAIM**

The ornamental design for compression shorts, as shown and described.

(56) **References Cited**

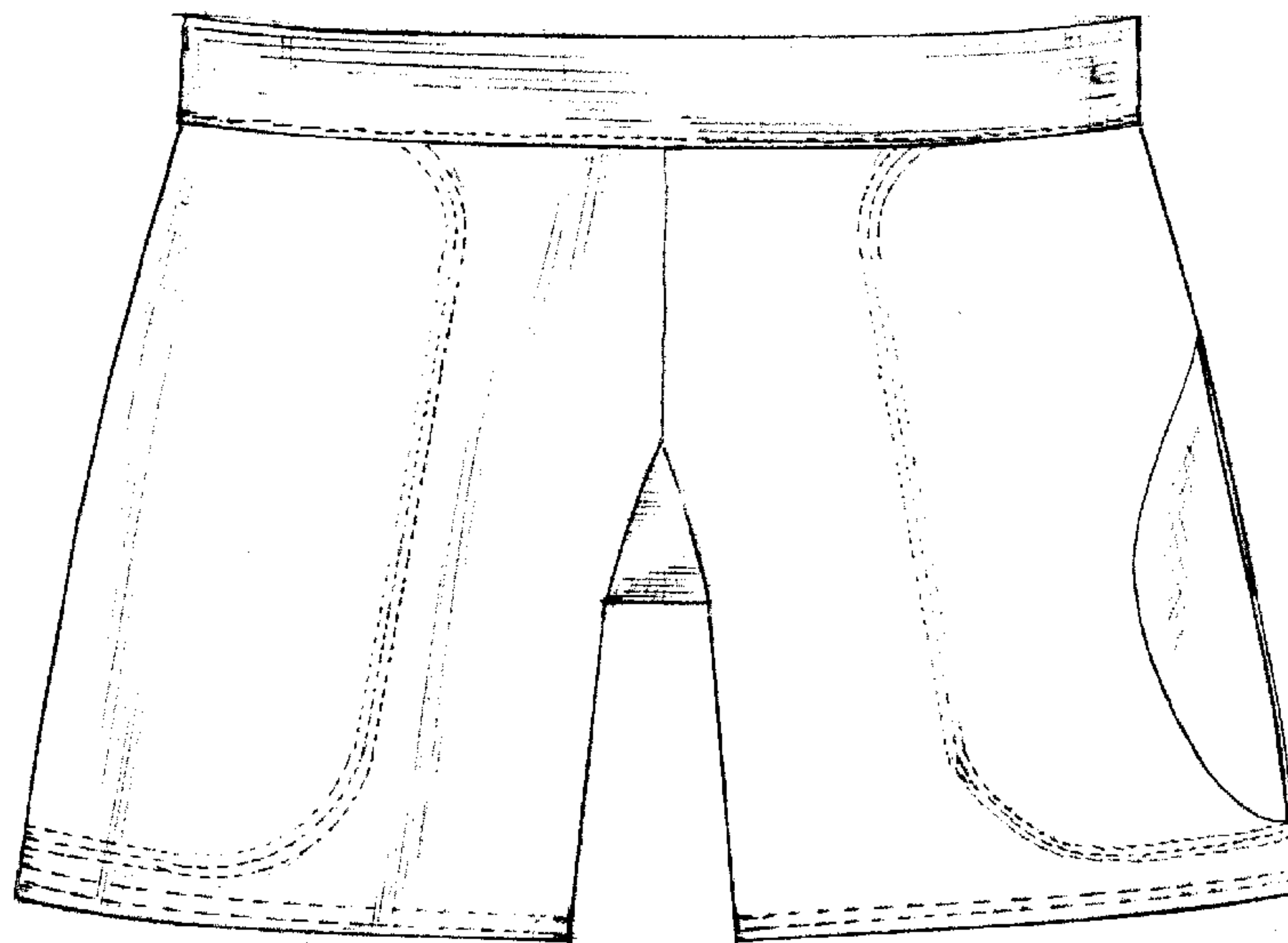
**DESCRIPTION**

**U.S. PATENT DOCUMENTS**

2,570,497 A 10/1951 Senderowitz  
4,961,233 A \* 10/1990 Black ..... 2/228  
D339,902 S \* 10/1993 Doherty ..... D2/738  
D360,516 S 7/1995 Persinger  
5,536,246 A 7/1996 Saunders  
5,636,380 A 6/1997 Schinder et al.  
5,689,836 A \* 11/1997 Fee et al. .... 2/465  
5,792,714 A 8/1998 Schindler et al.  
5,974,592 A \* 11/1999 Tabrizi ..... 2/400  
6,023,789 A \* 2/2000 Wilson et al. .... 2/228  
6,041,441 A 3/2000 Counts et al.  
D423,188 S \* 4/2000 Raffali ..... D2/713  
6,074,274 A \* 6/2000 Pyatt et al. .... 450/101

FIG. 1 is a front view of the compression shorts; the rear view is a mirror image thereof, showing my new design; FIG. 2 is a front perspective view thereof; and, FIG. 3 is a side perspective view, the opposite side is a mirror image thereof. The broken lines showing the outline of a wearer are for illustrative purposes only and forming no part of the claimed design. The rear view is a mirror image of the front view. The shorter broken lines shown in FIGS. 1–3 represent conventional stitching.

**1 Claim, 1 Drawing Sheet**



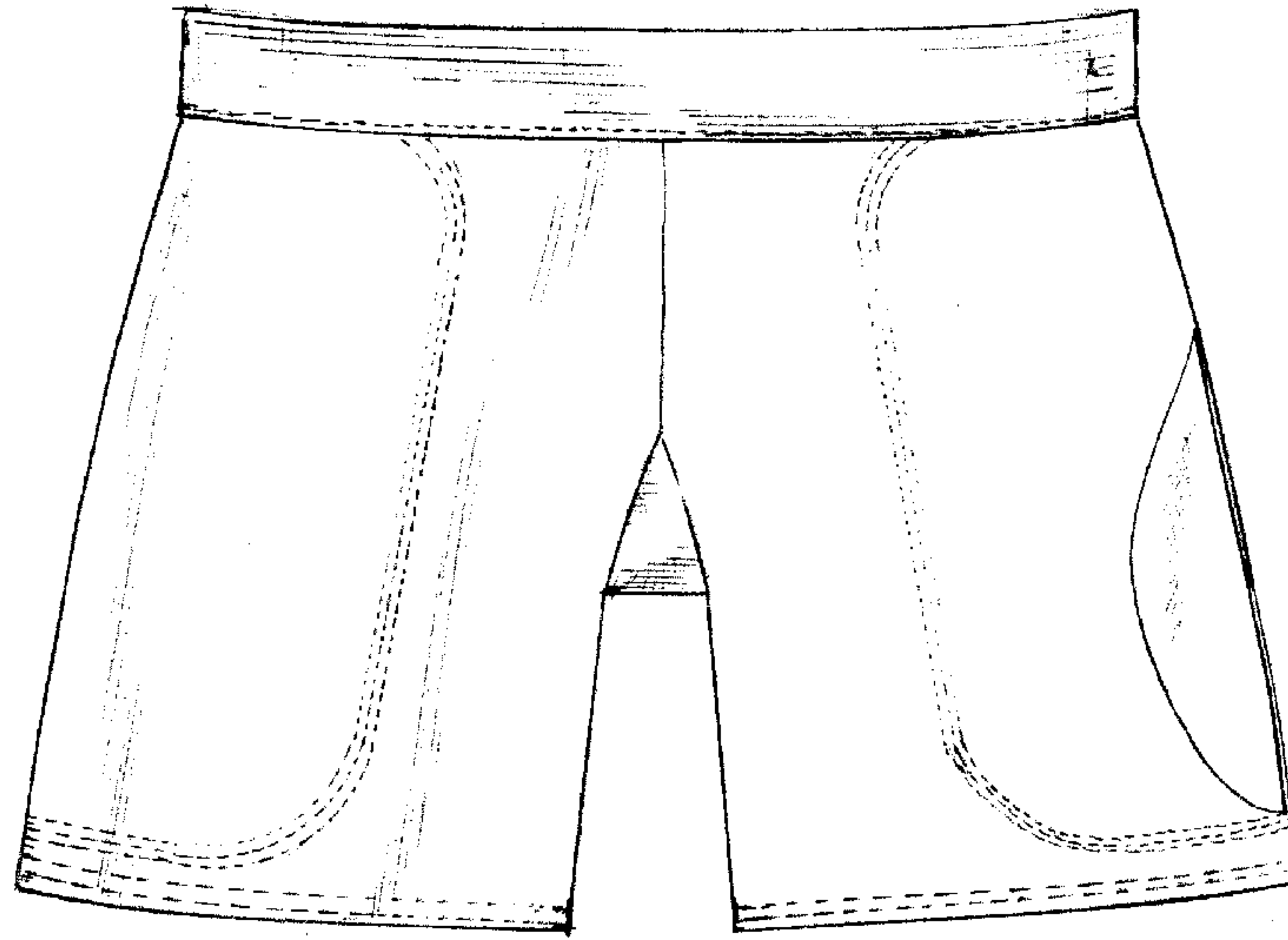


Fig. 1

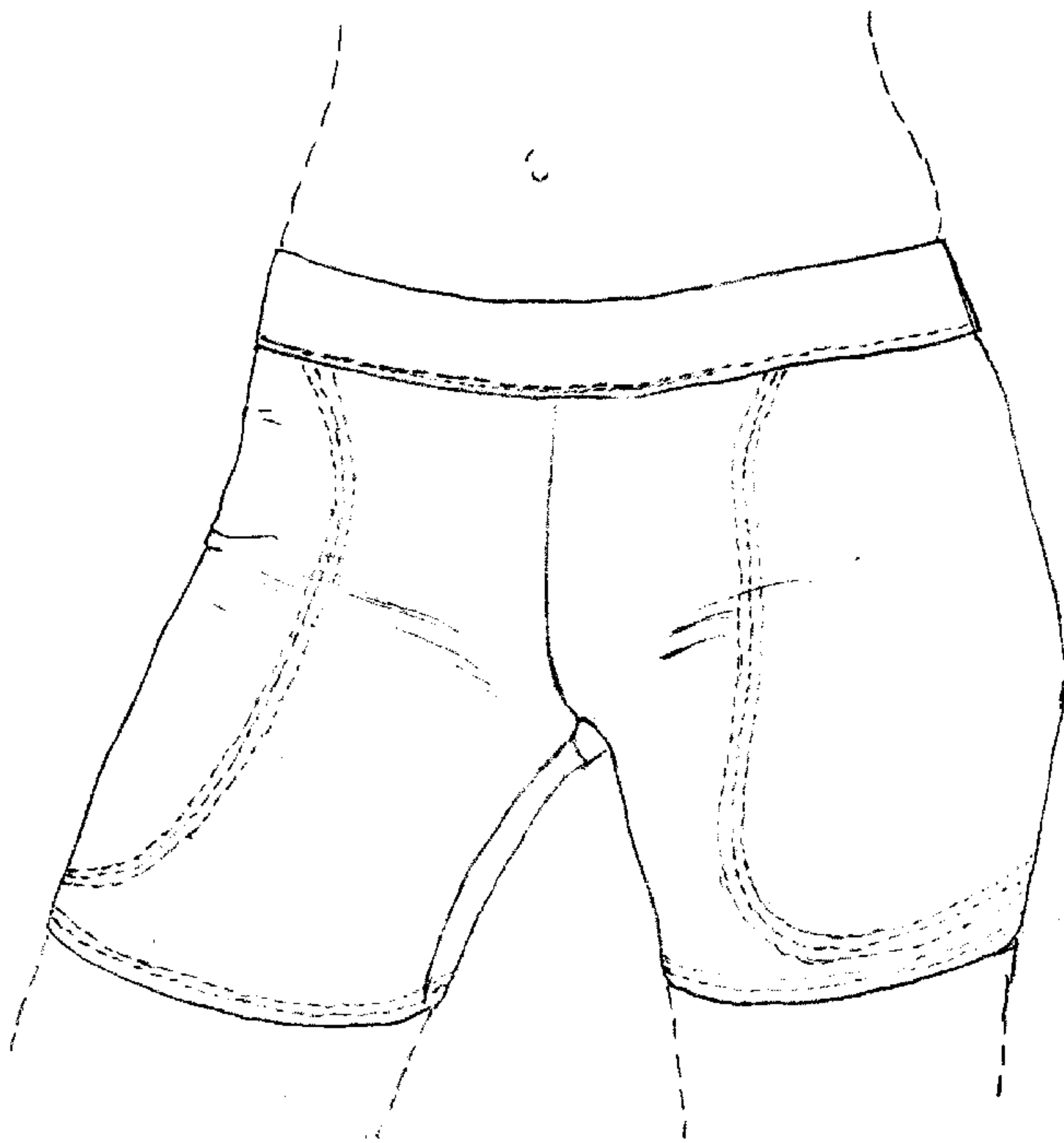


Fig. 2

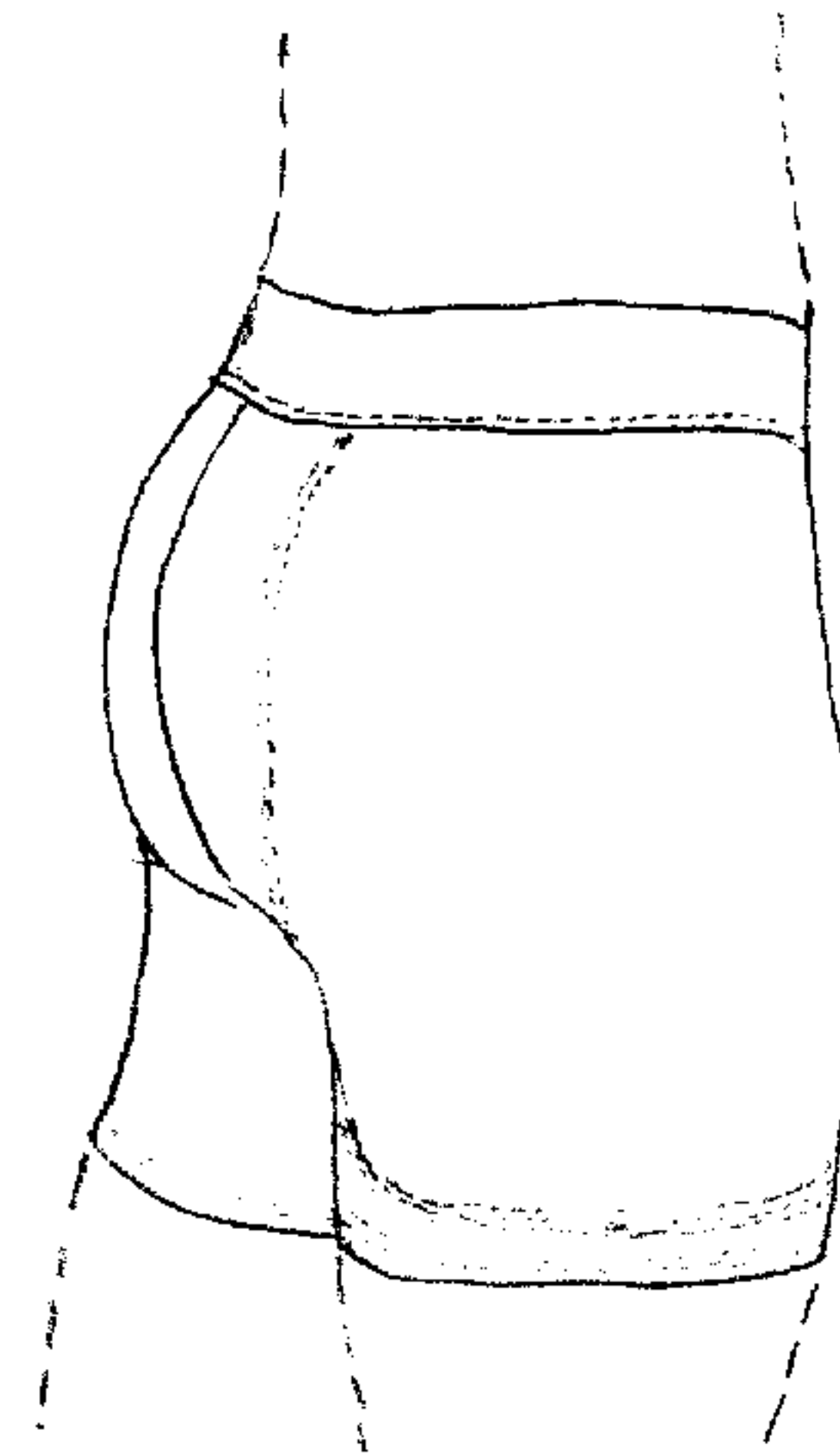


Fig. 3

UNITED STATES PATENT AND TRADEMARK OFFICE  
**CERTIFICATE OF CORRECTION**

PATENT NO. : Des. 525,765 S  
APPLICATION NO. : 29/212809  
DATED : August 1, 2006  
INVENTOR(S) : Stephen C. Arensdorf

Page 1 of 3

It is certified that error appears in the above-identified patent and that said Letters Patent is hereby corrected as shown below:

Page 1:

Delete the drawing at bottom of page and substitute the drawing that appears as Fig. 1 on the replacement drawing sheet submitted April 18, 2006

Page 2:

Delete Figs. 1, 2 and 3 and substitute the replacement drawing sheet submitted April 18, 2006

Signed and Sealed this

Second Day of January, 2007

A handwritten signature in black ink on a dotted background. The signature reads "Jon W. Dudas" in a cursive style.

JON W. DUDAS

*Director of the United States Patent and Trademark Office*

(12) **United States Design Patent** (10) Patent No.: **US D525,765 S**  
**Arensdorf** (45) Date of Patent: **\*\* Aug. 1, 2006**

(54) **COMPRESSION SHORTS**

(75) Inventor: **Stephen C. Arensdorf, Hays, KS (US)**

(73) Assignee: **Arveda, L.L.C., Hays, KS (US)**

(\*\*) Term: **14 Years**

(21) Appl. No.: **29/212,809**

(22) Filed: **Sep. 8, 2004**

(51) I.O.C. (8) Cl. .... **02-01**

(52) U.S. Cl. .... **D2/712**

(58) Field of Classification Search .... **D2/76,**  
**D2/78.1, 78.2, 78.3, 400, 402, 405, 700, 712,**  
**D2/713, 742**

See application file for complete search history.

6,145,132 A \* 11/2000 Towner ..... 2:400  
 6,161,222 A 12/2000 Strickland et al.  
 6,363,538 B1 \* 4/2002 Davis ..... 2:247  
 D456,995 S \* 5/2002 Baker ..... D2:614  
 6,401,250 B1 6/2002 McNabb  
 6,430,752 B1 8/2002 Bay  
 6,918,140 B1 7/2005 Cooper  
 2005/0229293 A1 10/2005 Miller

\* cited by examiner

*Primary Examiner*—Louis S. Zarlus

*Assistant Examiner*—Kathleen Sims

(74) *Attorney, Agent, or Firm*—Chase Law Firm, L.C.

(57) **CLAIM**

The ornamental design for compression shorts, as shown and described.

**DESCRIPTION**

FIG. 1 is a front view of the compression shorts, the rear view is a mirror image thereof, showing my new design;

FIG. 2 is a front perspective view thereof; and,

FIG. 3 is a side perspective view, the opposite side is a mirror image thereof.

The broken lines showing the outline of a wearer are for illustrative purposes only and forming no part of the claimed design.

The rear view is a mirror image of the front view.

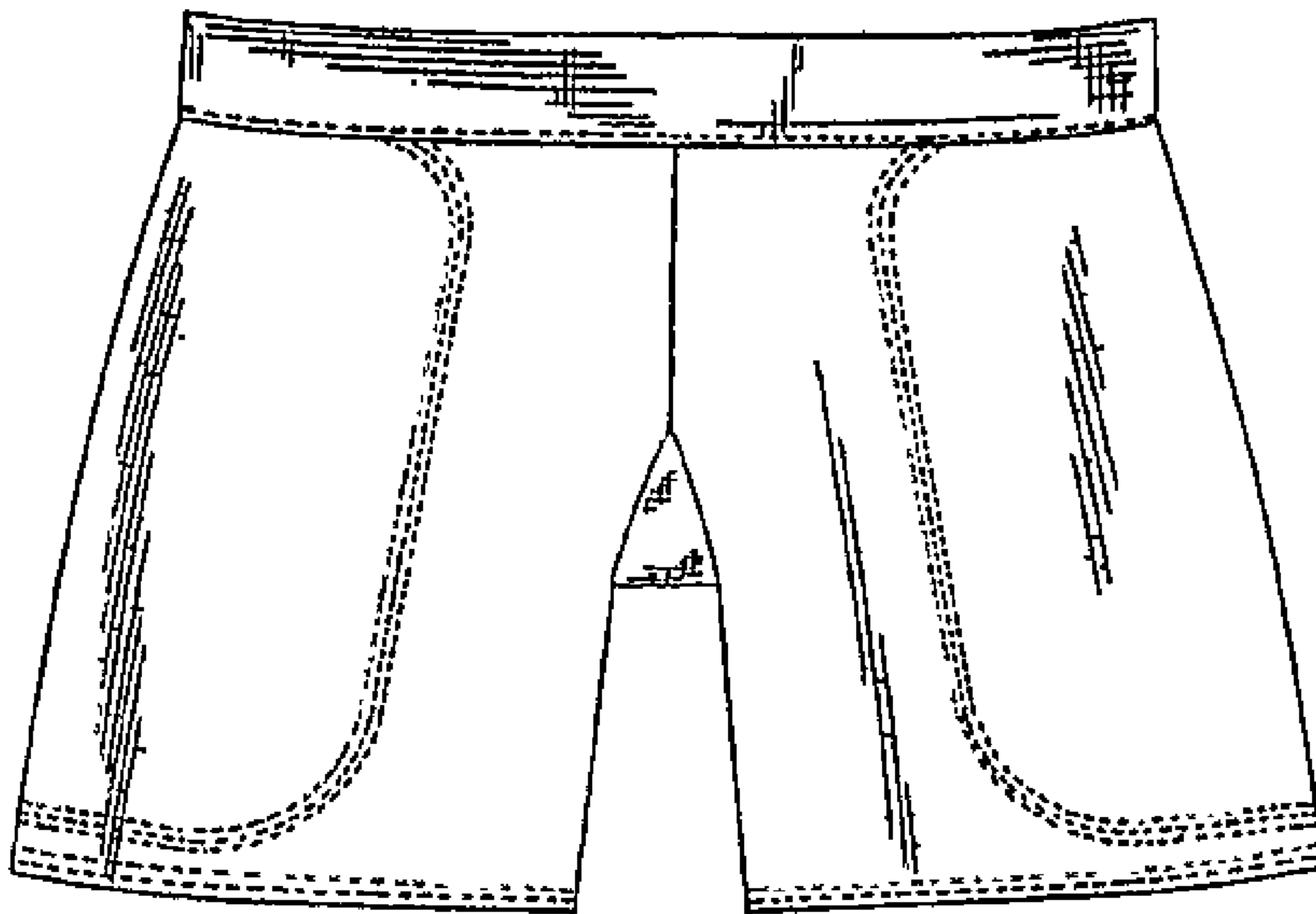
The shorter broken lines shown in FIGS. 1-3 represent conventional stitching.

1 Claim, 1 Drawing Sheet

(56) **References Cited**

**U.S. PATENT DOCUMENTS**

2,570,497 A	10/1951	Senderowitz	
4,961,233 A	* 10/1990	Black	2/228
D339,902 S	* 10/1993	Doherty	D2/738
D360,516 S	7/1995	Persinger	
5,536,246 A	7/1996	Saunders	
5,636,380 A	6/1997	Schinder et al.	
5,689,836 A	* 11/1997	Fee et al.	2:465
5,792,714 A	8/1998	Schindler et al.	
5,974,592 A	* 11/1999	Tabrizi	2:400
6,023,789 A	* 2/2000	Wilson et al.	2:228
6,041,441 A	3/2000	Counts et al.	
D423,188 S	* 4/2000	Raffali	D2/713
6,074,274 A	* 6/2000	Pyatt et al.	450/101

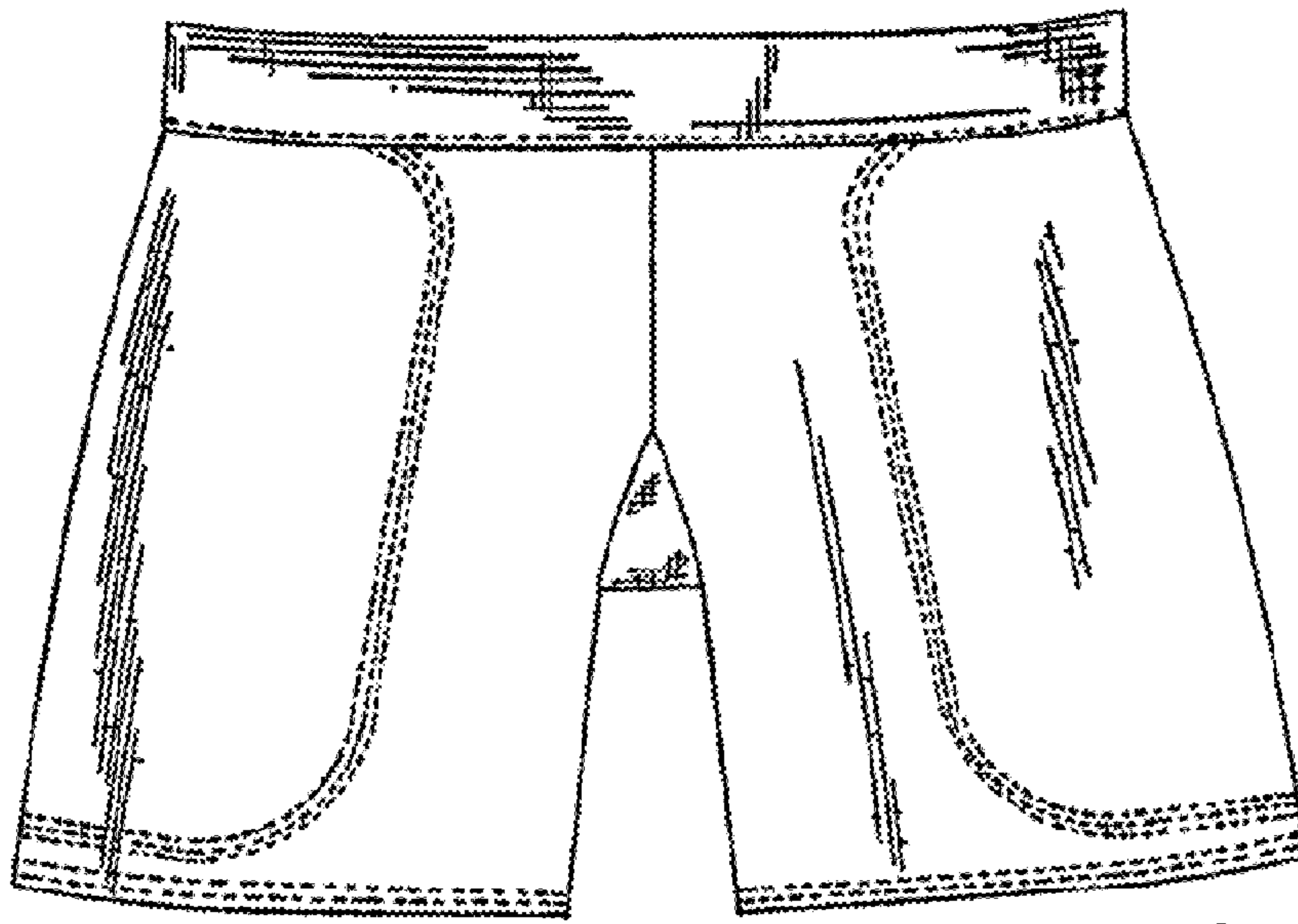




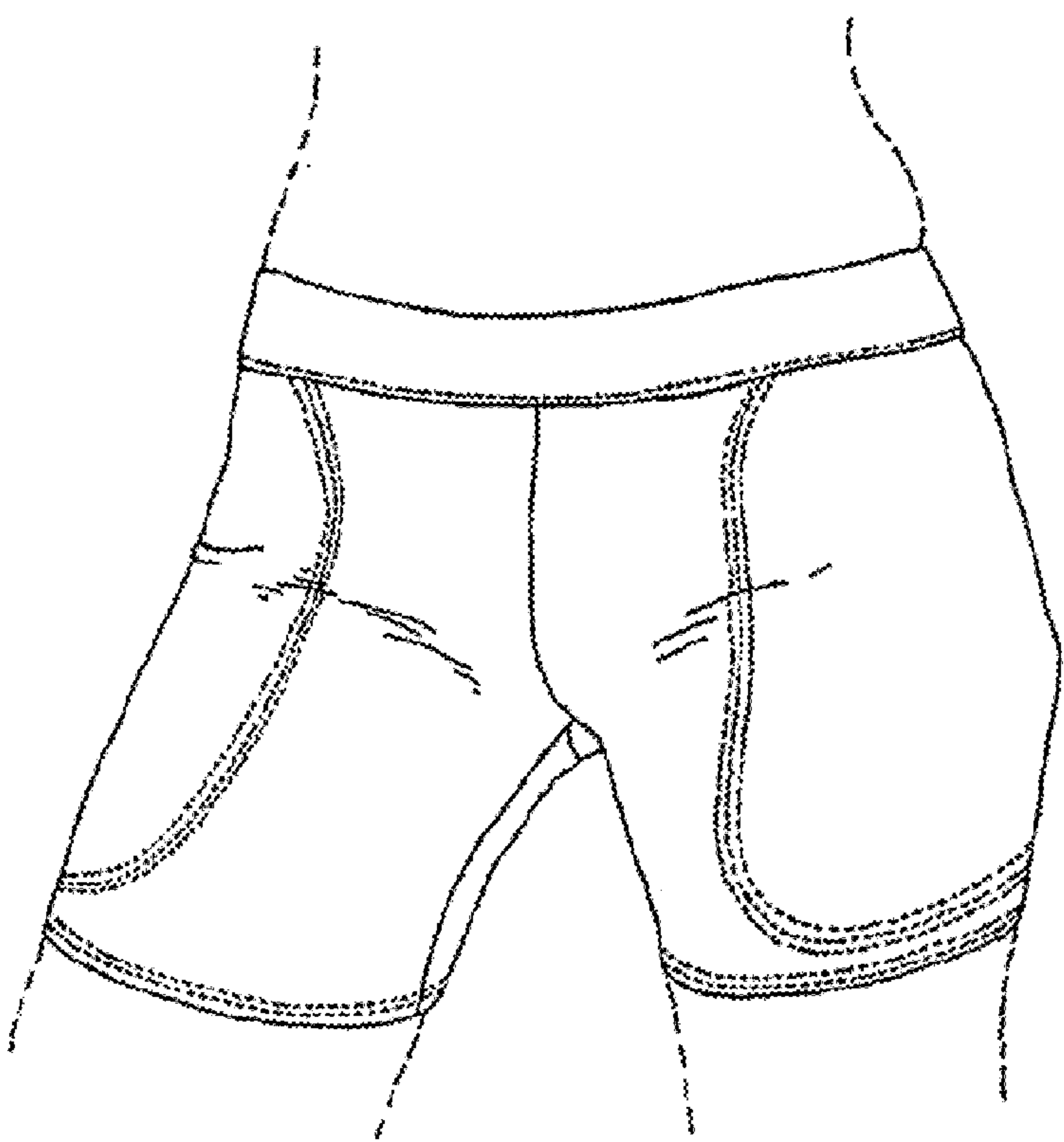
U.S. Patent

Aug. 1, 2006

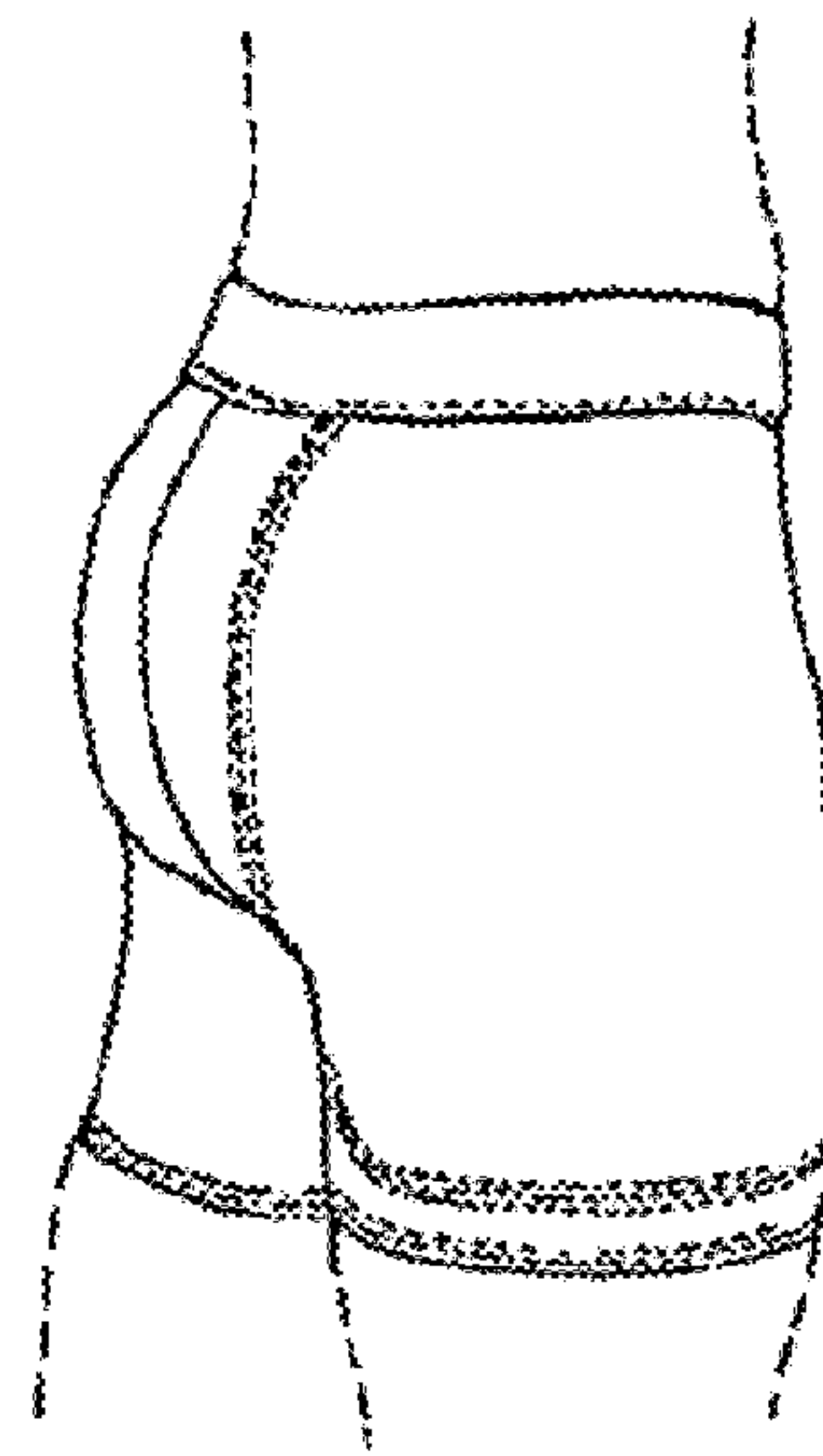
D525,765 S



*Fig. 1*



*Fig. 2*



*Fig. 3*